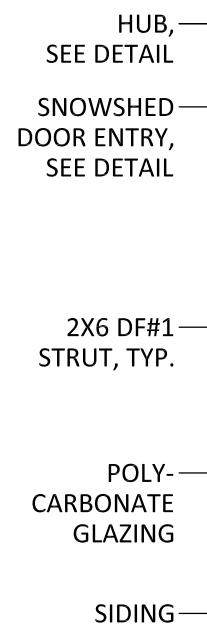


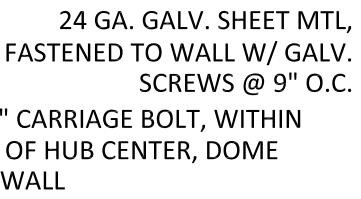


SCALE: 1/4" = 1'-0"



A

SCALE: 1/4" = 1'-0"



B

SCALE: 3/4" = 1'-0"



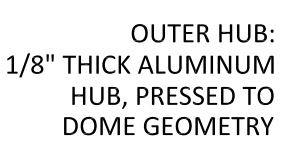
SCALE: 1/4" = 1'-0"



SCALE: 3/8" = 1'-0"



SCALE: 3/8" = 1'-0"



G

SCALE: 1 1/2" = 1'-0"



**GROWING SPACES  
42' GROWING DOME**

w/ CONCRETE PIER FOUNDATION

**ISSUE RECORD:**

42' DOME

PIER FOUNDATION