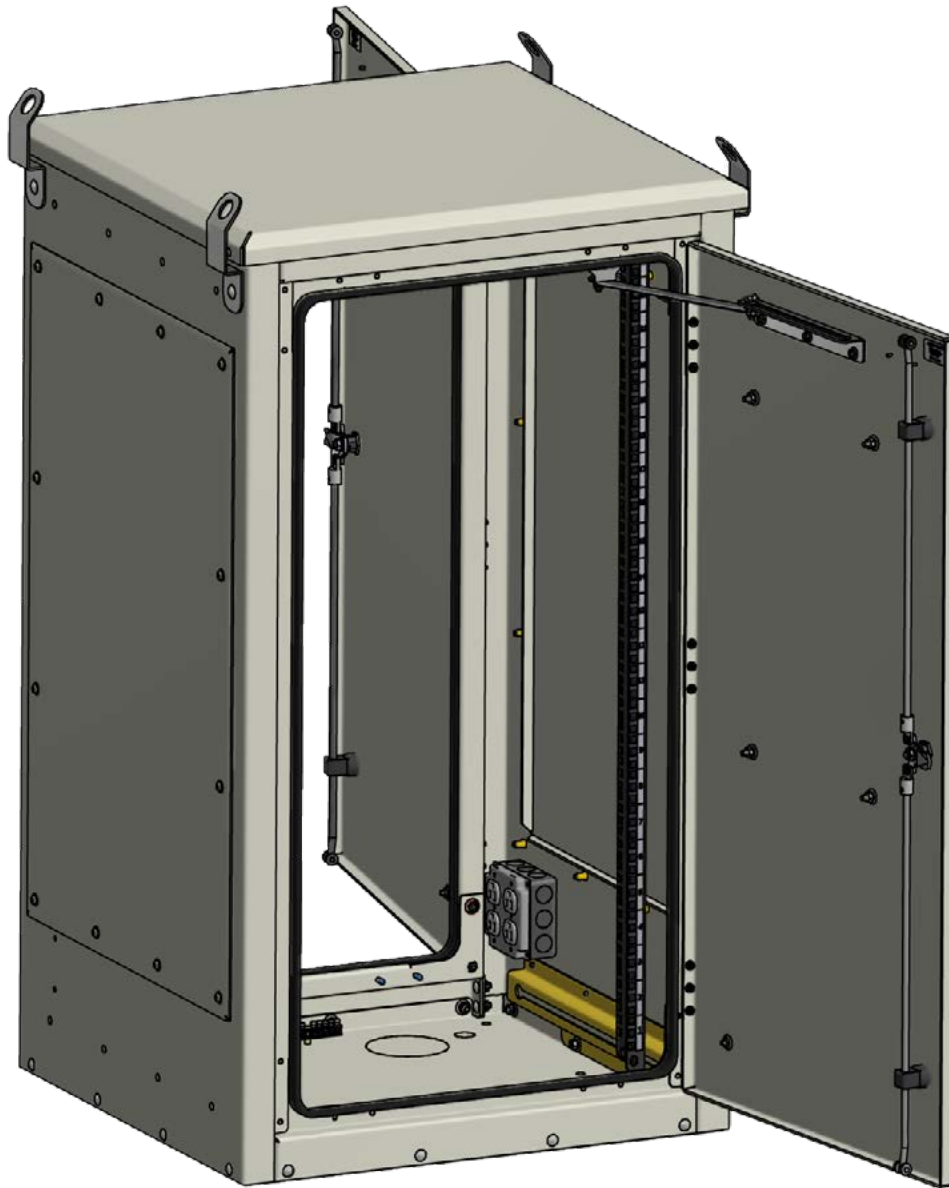


AP INDEPENDENCE[®]

Single Bay Outdoor Enclosure for Rackmount Equipment

Owner's Manual



THIS PAGE INTENTIONALLY LEFT BLANK

Table of Contents

Contacting Us 4

Safety First 5

Labeling Information 6

Product Overview 7

Product Specifications 8

Options 9

Lifting Provisions 10

Mounting Hardware 11

Installation 12

Door Latches 13

Clearance Requirements 14

Fan Ventilation 15

Wiring Diagram 16

Grounding 17

Appendix A 19

Technical Support 19

Warranty Policy 19

Appendix A

Technical Support

American Products can be contacted for any issues that arise with the supplied product.

Technical assistance is available 9am to 4pm central standard time.

- Toll Free: (855) 736-2135
- Phone: (417) 736-2135
- Fax: (417) 736-9535
- Email: Sales@amprod.us
- Web: www.amprod.us

When calling, please have available, or if faxing or emailing, be sure to provide:

- Part Number _____
- Serial Number _____
- Date of Purchase _____
- Date of Installation _____

Warranty Policy

All telecommunication enclosures designed and manufactured by American Products shall be warranted to be free of defects in material or workmanship for a period of 5 years (U.S. & Canada) and 1 year (International) from the date of shipment. Should the product be proven to be defective, American Products will have the option to repair or replace the product. Items included with the enclosures, not manufactured by American Products, will utilize the original manufacturer's warranty. Enclosures designed by others and manufactured at American Products will carry a one year warranty for materials & craftsmanship.

It is the responsibility of the buyer to communicate any special environmental concerns in which the enclosures will be utilized. Special materials may be required to allow for proper corrosion resistance for harsh environments. The warranty does not cover enclosures used in applications and environments for which they were not designed. Warranty does not cover abuse, modifications by others or reimbursement for unauthorized rework. All other goods manufactured by American Products shall be warranted to be free of defects in material or workmanship for a period of one year from the date of shipment. Should the product be proven to American Products to be defective, we shall at our option repair or replace the product. At no time will American Products reimburse purchaser for unauthorized rework on any product.

Our warranty does not cover equipment manufactured by others and resold by American Products, or incorporated into our equipment. Products sold with such warranties may be extended by the manufacturer of the product. We do not warrant product that has been modified, subjected to abuse, negligence in operation or maintenance, or if product is used in a manner that exceeds its designed capabilities and rating. Under no circumstances is American Products liable for any consequential damages, liquidated damages, loss in profits or revenues, costs of capital, downtime costs or damages related to our product performance. All discrepancies must be reported within 2 business days.




Safety First

This publication provides a description of the American Products *AP INDEPENDENCE*® Enclosure. The mechanical descriptions, typical applications, installation instructions, safety guidelines, grounding and bonding are included.

Four types of messages may appear throughout this manual, identified by the following icons and signal words:

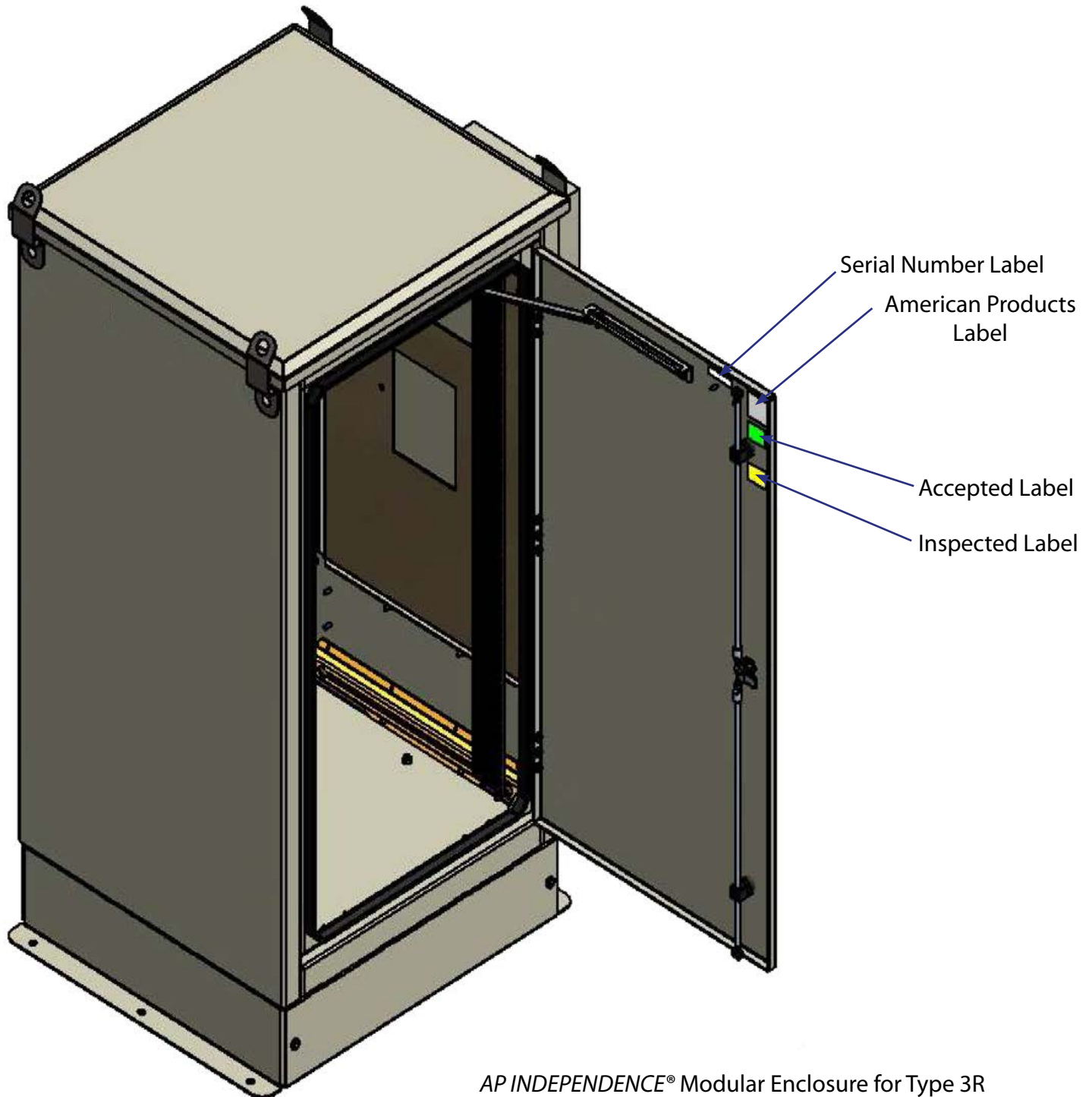


Read equipment manufacturer's manual and this material before using this product. Failure to do so can result in serious injury or death.

 DANGER	Indicates a hazardous situation that, if not avoided, will result in death or serious injury. This signal word is to be limited to the most extreme situations.
 WARNING	Indicates a hazardous situation that, if not avoided, could result in death or serious injury.
 CAUTION	Indicates a hazardous situation that, if not avoided, could result in minor or moderate injury.
NOTICE:	Indicates information considered important, but not hazard-related (e.g. messages relating to property damage). The safety alert symbol shall not be used with this signal word. When a signal word is used for messages relating to property damage, NOTICE is the choice of signal word.



Important Labeling Information

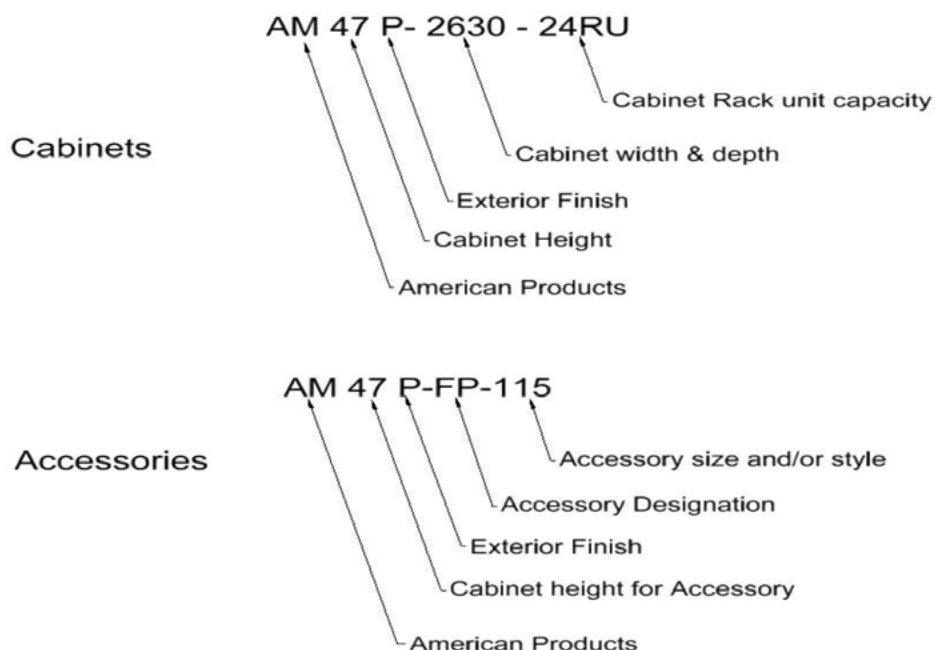


AP INDEPENDENCE® Modular Enclosure for Type 3R

Product Overview

- The cabinet is constructed of Aluminum\Galvanized or Stainless Steel with optional powder coat painted finish for reduced weight and superior corrosion resistance. The front door is equipped with three point pad-lockable door latches. The top of the cabinet has a double wall construction to reduce the effects of solar radiation and for structural integrity.
- The equipment-mounting bay has a 16RU to 42RU of vertical 19"or 23" rack space in the front of the equipment bay. The 19" or 23" rack is also adjustable from front to rear. Two door options are also available for equipment accessibility.
- AP INDEPENDENCE® single bay has a 1500lb static distributed weight load capacity. A 2nd set of rack rails (optional purchase) is recommended to evenly distribute the weight of your equipment.
- The cabinet utilizes stainless steel hardware, UL recognized EPDM edge gasketing (temp range of - 40F to +212 F).
- When installing cabling or equipment that enters the cabinet, Type 3R entrances, fittings or equipment is to be used to maintain the integrity of the enclosure
- No live equipment or components are to be installed below the lowest RU rack mounting provision or on the floor of the enclosure
- The Cabinet is designed to allow various accessories to be mounted on the enclosure to meet customer requirements. For part number structure for Parent enclosure and accessories see diagram below:

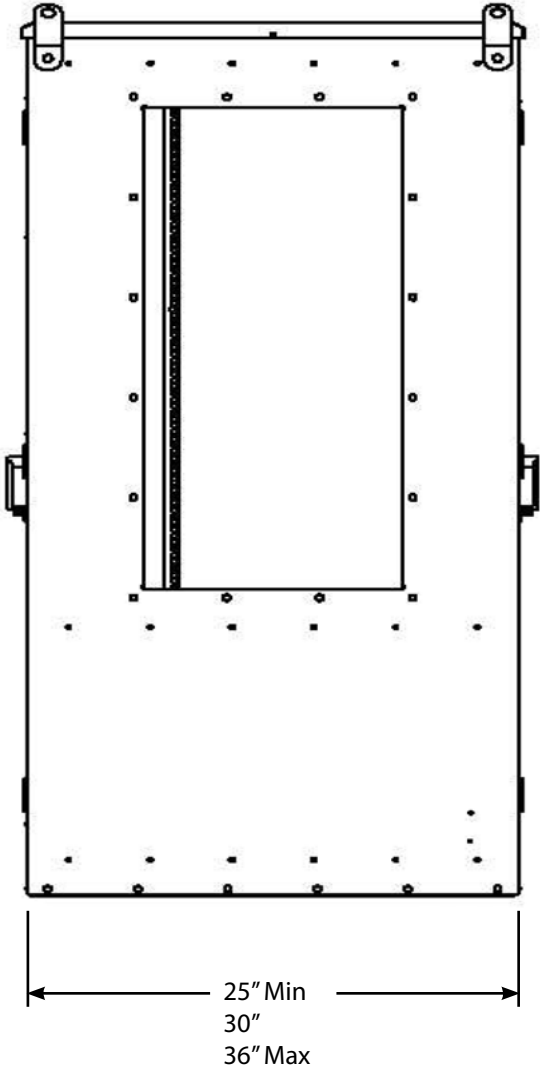
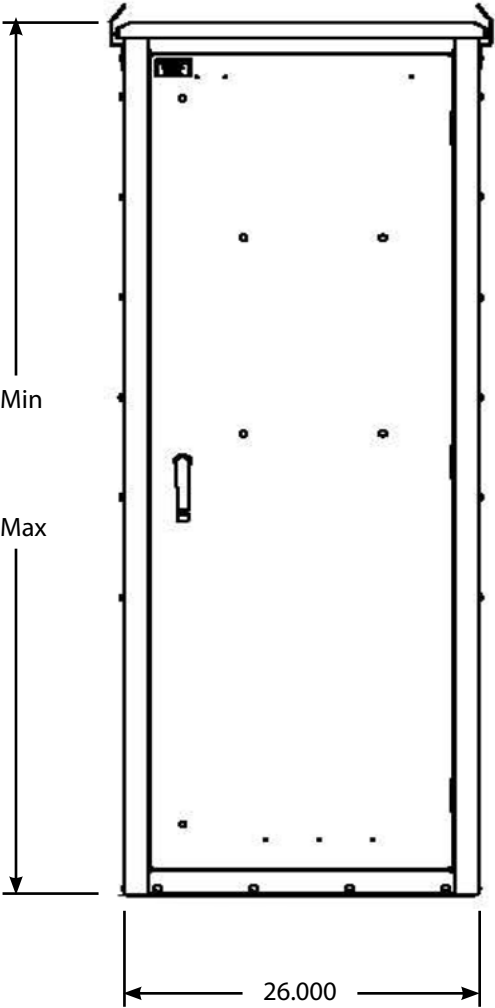
PART NUMBERING EXAMPLE



Product Specifications

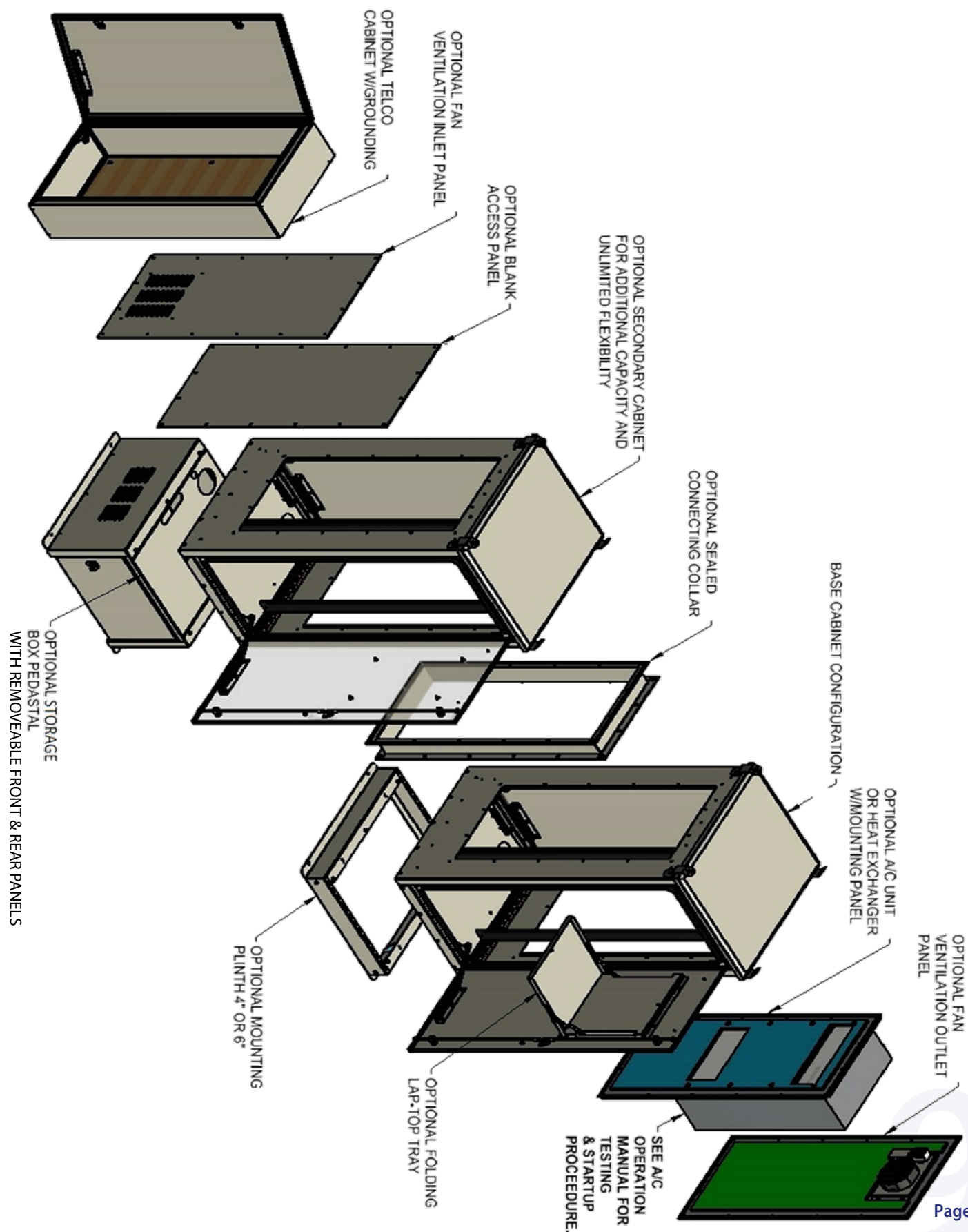
Available
Cabinet
Heights

32" Min
47"
58"
68"
78" Max

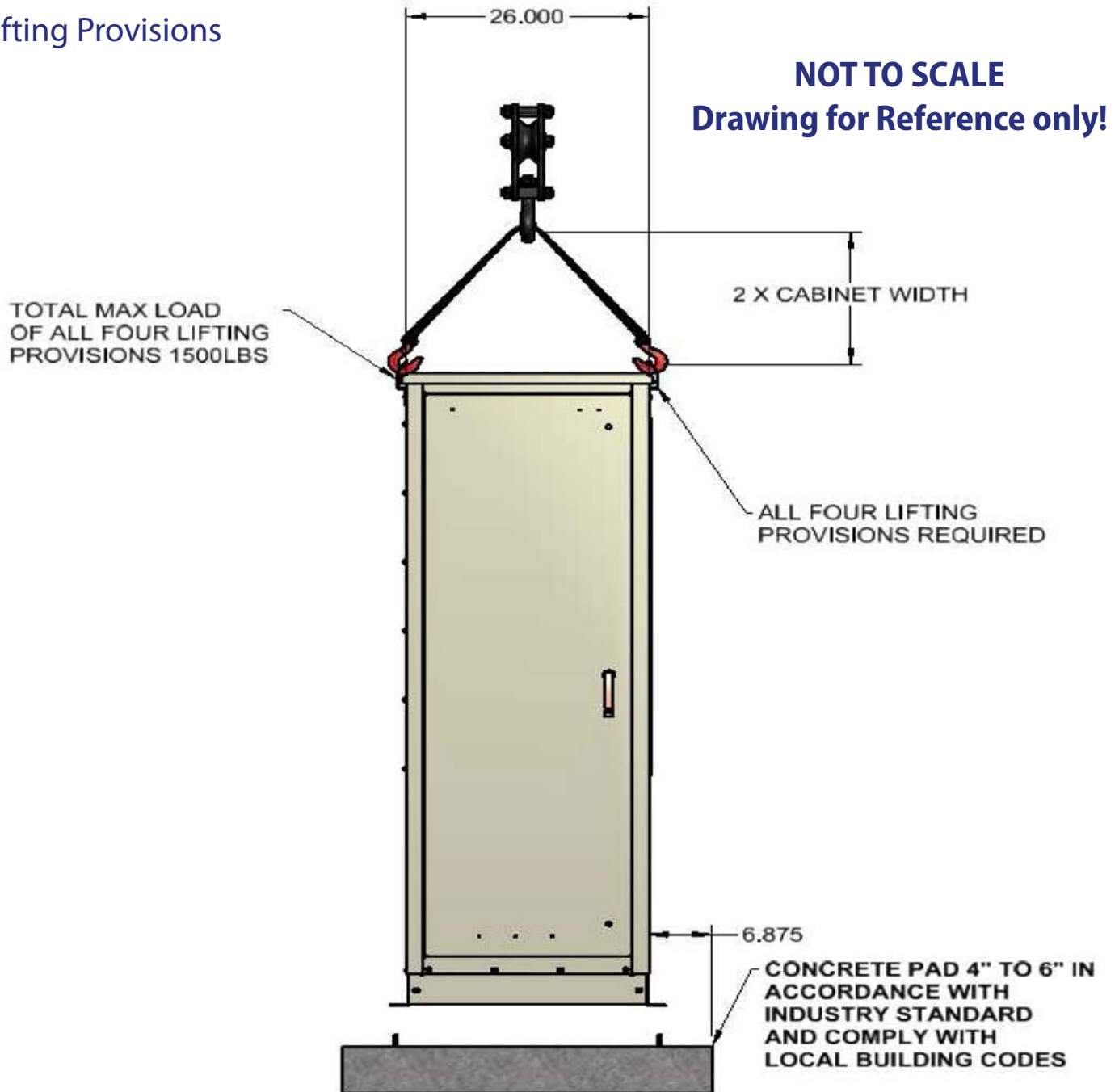


Available
Cabinet
Depth

Options



Lifting Provisions



Constructing a New Pad

- Use only concrete for new pad construction. Do not use substitute materials since they lack the rigidity for enclosure placement.
- Observe local building practices for pad construction. American Products recommends that the pad should extend a minimum of 8" beyond the enclosure base on all sides.
- Use a minimum of 6" of sand or gravel as a base for the pad for leveling purposes.

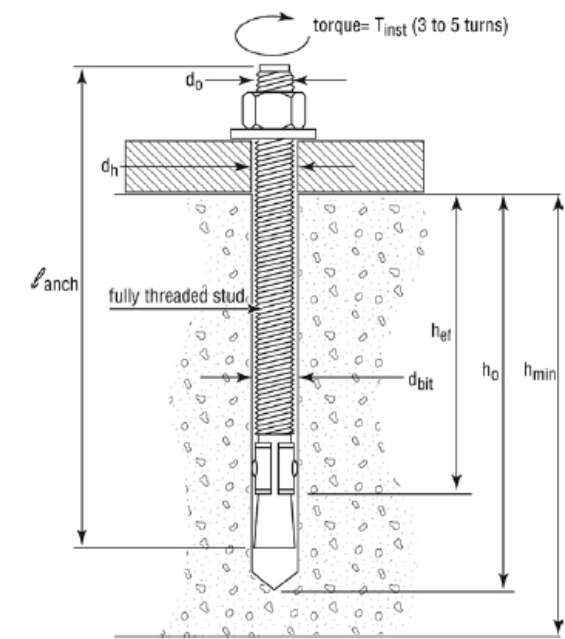


WARNING

When pad mounting, the compression strength of the pad must be at least 4000 psi as determined by ASTM C39 test of compression strength of concrete cylinders. The slump of the concrete shall be 2" to 4" as determined by ASTM C143 test method.

Mounting Hardware

When securing the American Products *AP INDEPENDENCE™* Enclosure to a concrete pad, we recommend utilizing a minimum of a 3/8" nominal diameter expansion anchor for maximum stability. Specifications below are for the Truebolt brand Wedge Type Expansion Anchor.



	Symbol	Units	Nominal Anchor Diameter (in)	
Anchor outer diameter	d_o	in	.375	
Nominal carbide bit diameter	d_{bit}	in	3/8	
Effective embedment depth	h_{ef}	in	1-3/4	2-5/8
Min hole depth	h_o	in	2-1/2	3-3/8
Min slab thickness	h_{min}	in	4	5
Installation torque	T_{inst}	ft-lb	25	
Min hole diameter in fixture	d_h	in	7/16	



Installation

The AP INDEPENDENCE® cabinet should be mounted on a concrete pad. See the figure below for pad mounting hole patterns.

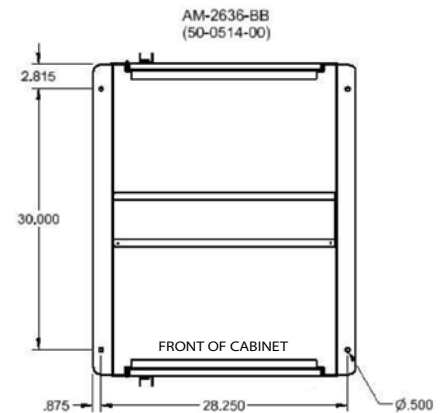
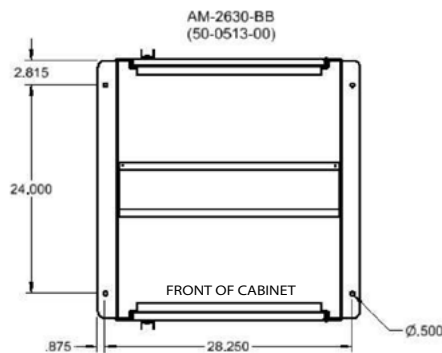
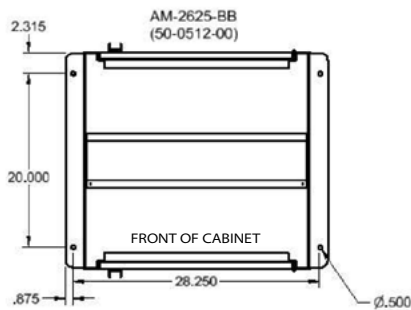


WARNING

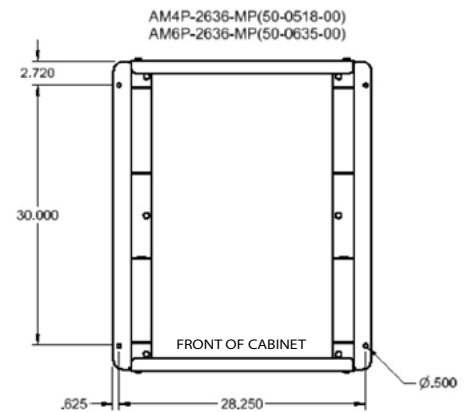
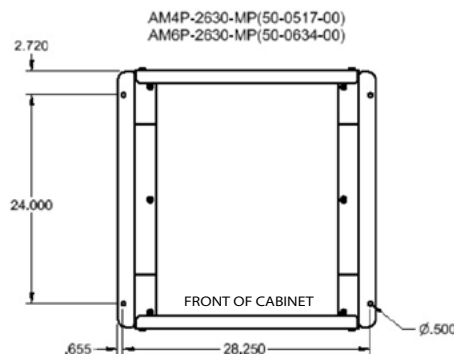
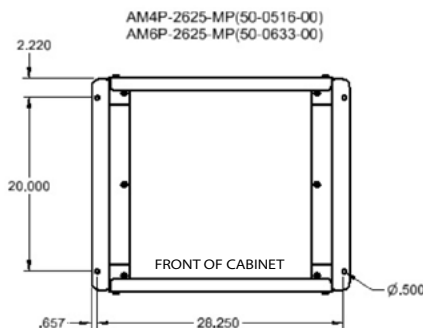
During cabinet mounting, fixture the cabinet securely to avoid personal injury or cabinet damage.

- ALL VIEWS ARE TOP DOWN -

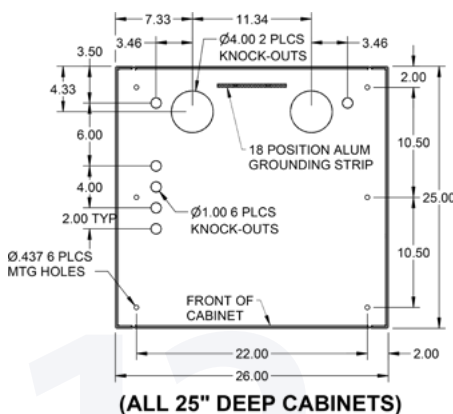
STORAGE BOX LAYOUT



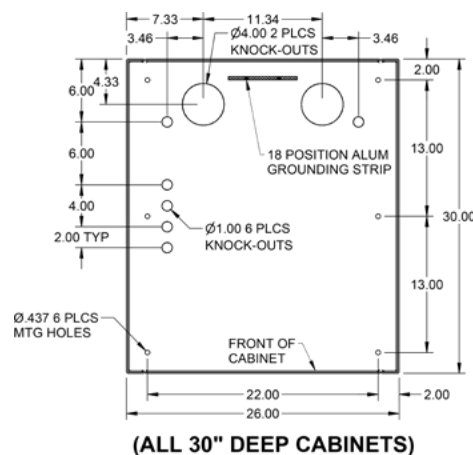
MOUNTING PLINTH LAYOUT



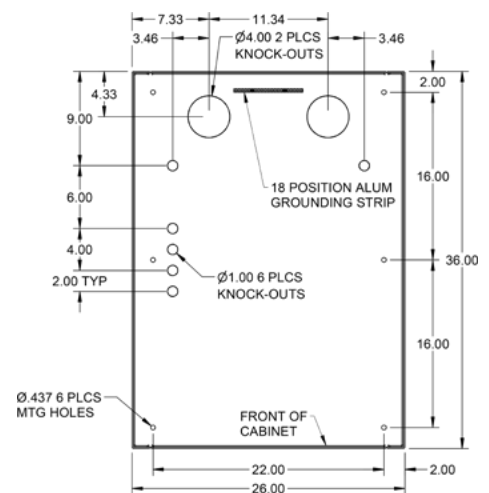
CABINET MOUNTING LAYOUT



(ALL 25" DEEP CABINETS)



(ALL 30" DEEP CABINETS)



(ALL 36" DEEP CABINETS)

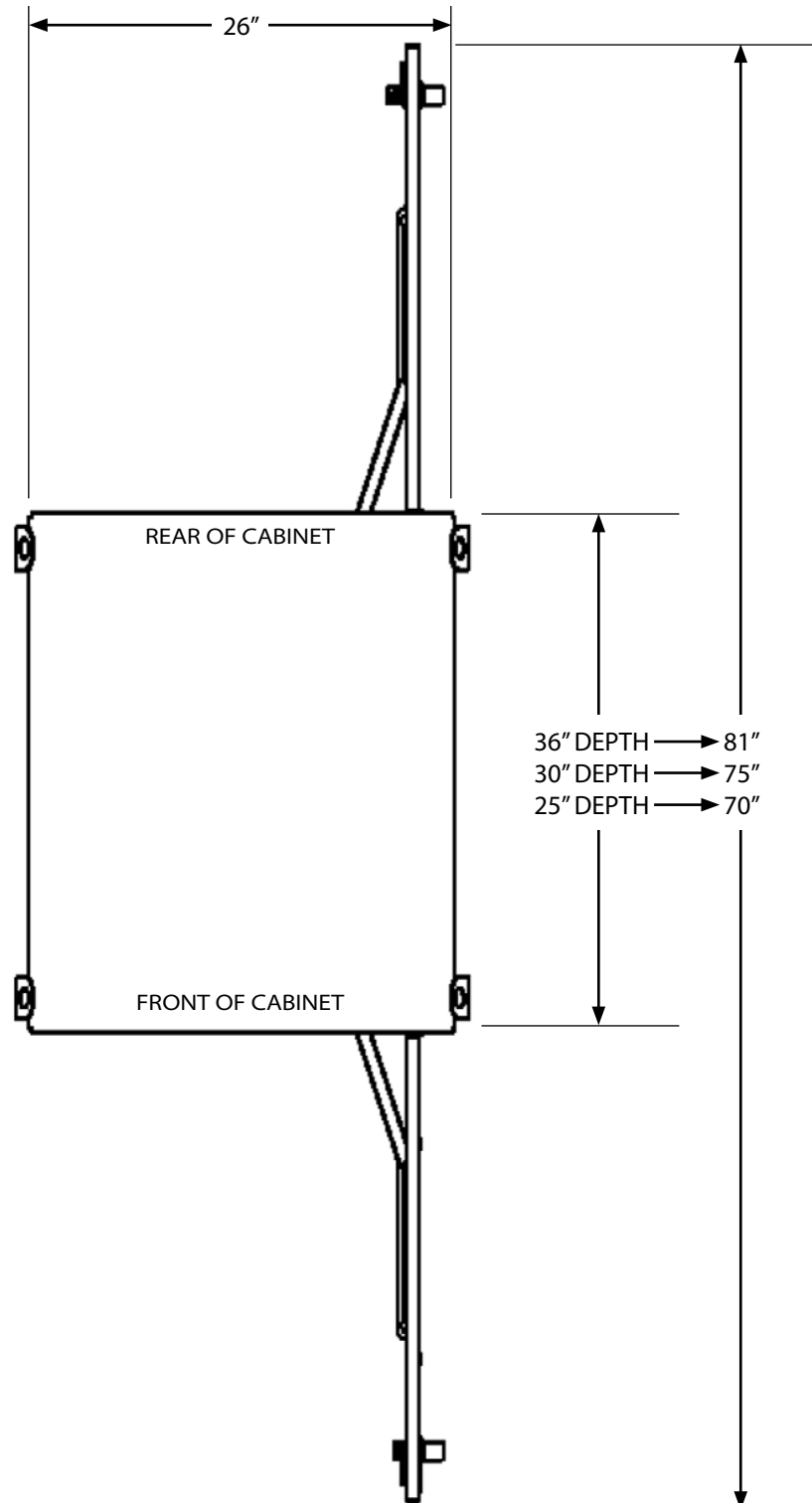
The cabinet doors are equipped with quarter-turn 3-point padlock-able door latches. The latches are secured by turning the handle a quarter turn clockwise until the stop is reached. Convenient security padlock hole to allow for a standard Master lock (or equivalent) to be installed. With a padlock on the latch, access door cannot be opened protecting the cabinet from undesired intrusion.



Clearance Requirements

When selecting a location to mount the cabinet, ensure that proper clearance is available to allow the cabinet door to open fully.

- TOP DOWN VIEW -

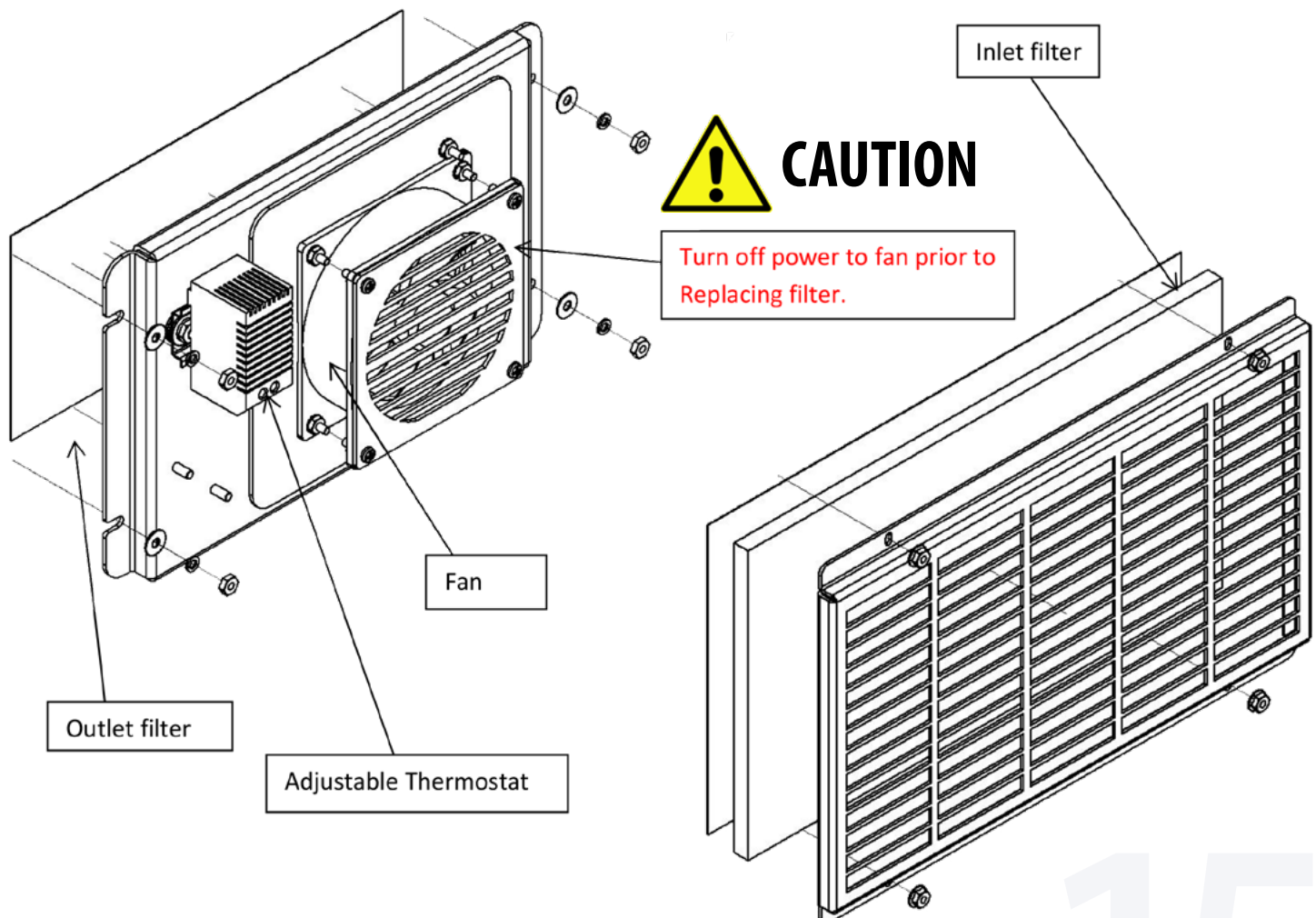


Fan Ventilation System (OPTIONAL)

The AP INDEPENDENCE® can be equipped with a fan ventilation system and thermostat control.

The cabinet has two filters. The inlet filters are on the inside of the cabinet. To replace the filter remove the four nuts that secure the filter frame, remove old filter media and replace with new media and reinstall the filter frame. The outlet filter, which primarily protects the cabinet from dust and debris flowing to the cabinet when the fan is not active, is located between the fan panel and the exterior louvers on the cabinet.

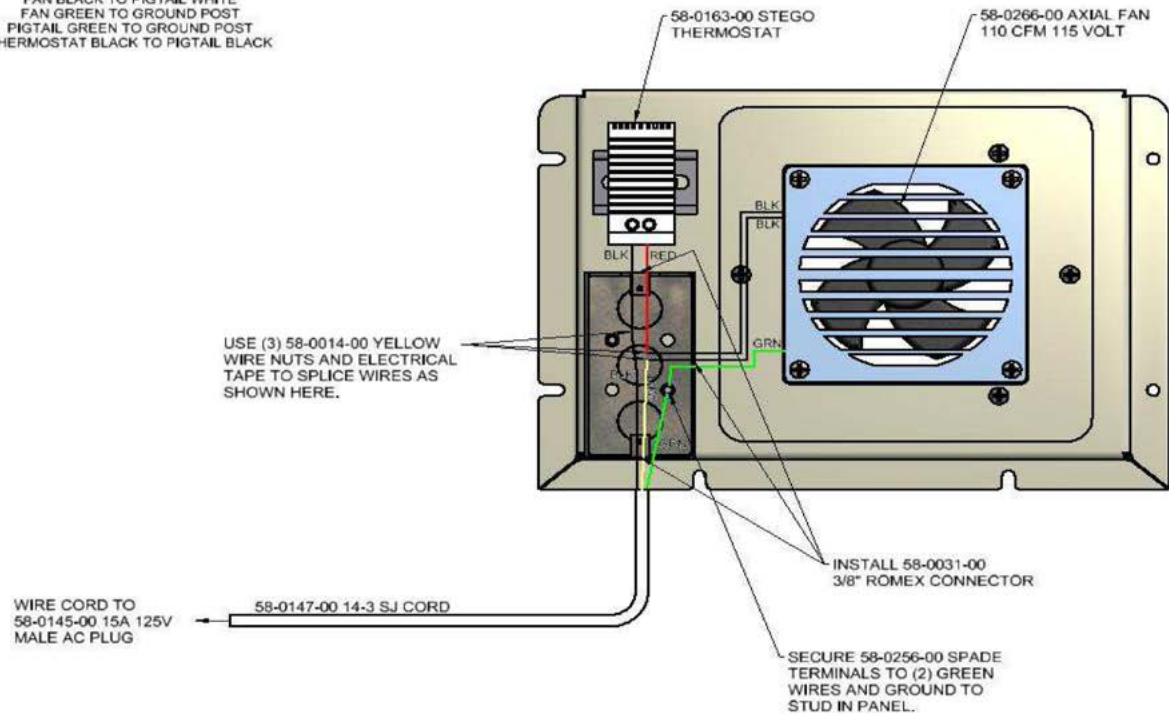
The fan forces air out of the top exterior louvers. This action draws outside air into the cabinet through the bottom set of filtered louvers on the exterior of the cabinet.



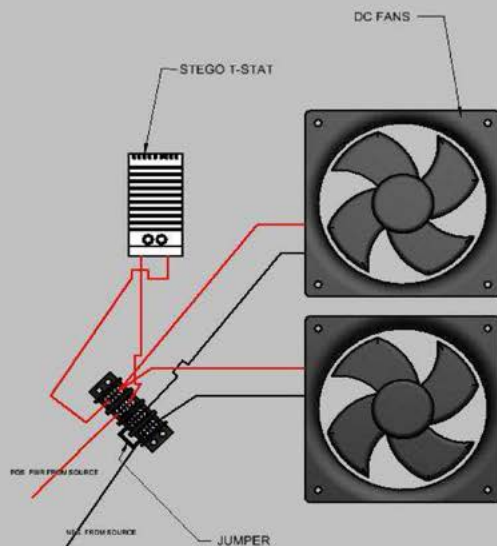
100 CFM Fan Wiring Diagram

WIRING CONNECTIONS

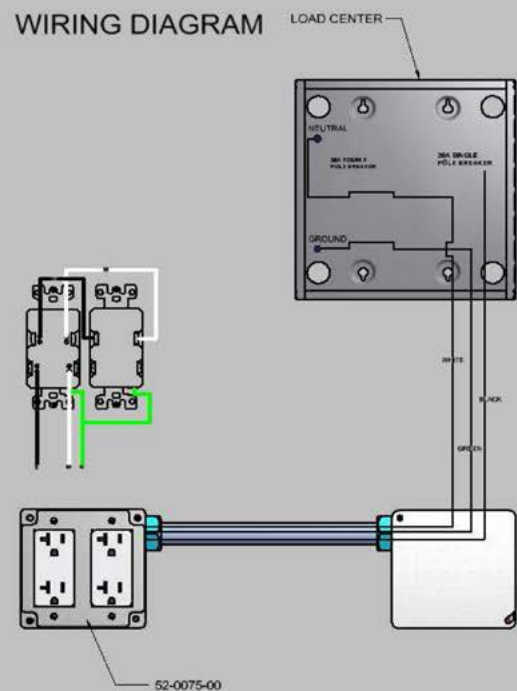
FAN BLACK TO THERMOSTAT RED
FAN BLACK TO PIGTAIL WHITE
FAN GREEN TO GROUND POST
PIGTAIL GREEN TO GROUND POST
THERMOSTAT BLACK TO PIGTAIL BLACK



12,24,48 VOLT DC FAN WIRING DIAGRAM

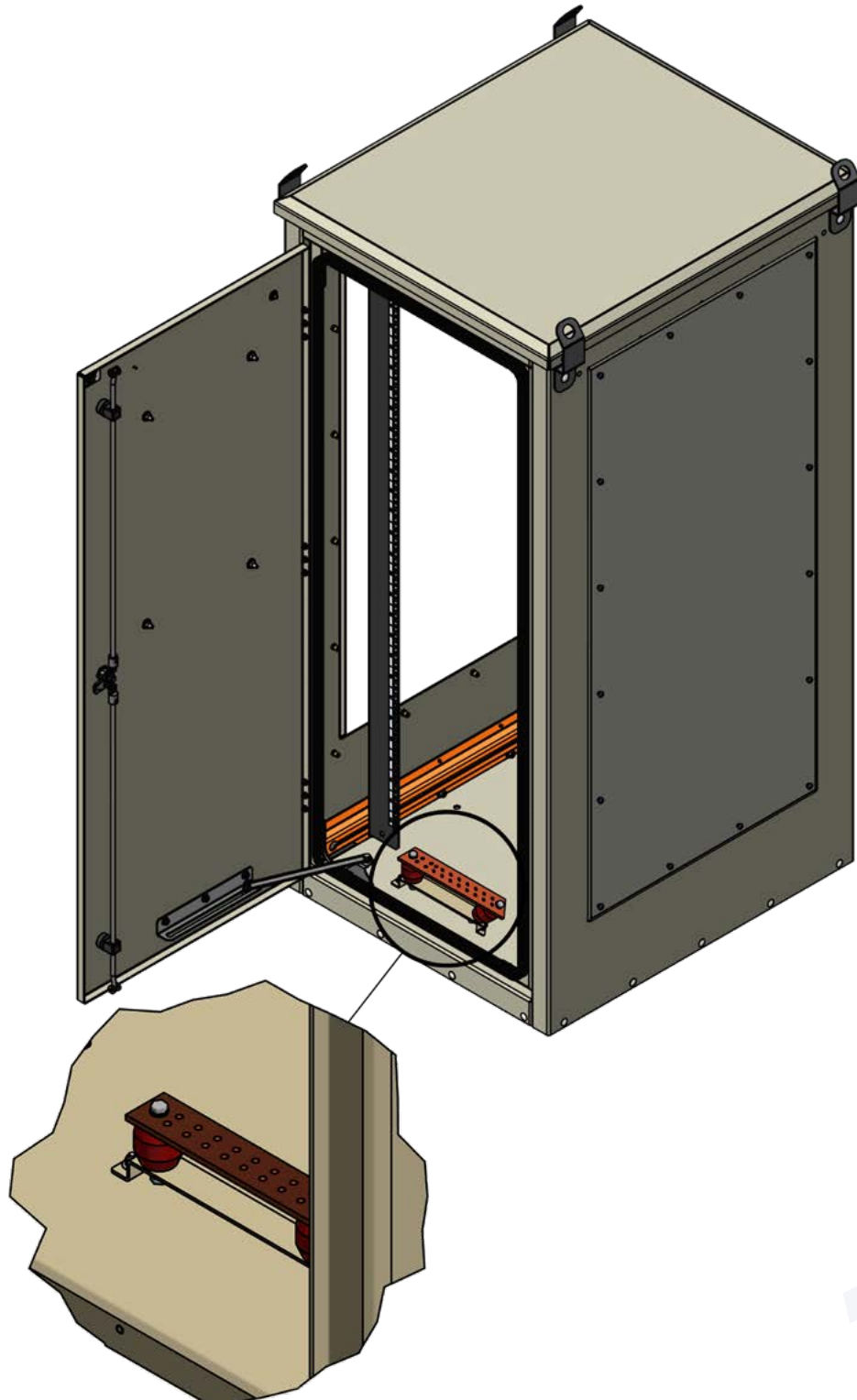


WIRING DIAGRAM



Grounding Information

Bonding and grounding should be done in accordance with industry standard procedures and comply with local electrical codes. The main cabinet ground bar is located in the rear of the cabinet as shown below.



THIS PAGE INTENTIONALLY LEFT BLANK

Appendix A

Technical Support

American Products can be contacted for any issues that arise with the supplied product.

Technical assistance is available 9am to 4pm central standard time.

- Toll Free: (855) 736-2135
- Phone: (417) 736-2135
- Fax: (417) 736-9535
- Email: Sales@amprod.us
- Web: www.amprod.us

When calling, please have available, or if faxing or emailing, be sure to provide:

- Part Number _____
- Serial Number _____
- Date of Purchase _____
- Date of Installation _____

Warranty Policy

Enclosures designed and manufactured by American Products shall be warranted to be free of defects in material or workmanship for a period of 5 years (U.S. & Canada) and 3 years for International deployments from the date of shipment. Should the product be proven to be defective, American Products will have the option to repair or replace the product. Items included with the enclosures, not manufactured by American Products, will carry the original manufacturer's warranty.

It is the responsibility of the buyer to communicate any special environmental concerns in which the enclosures will be utilized. Special materials may be required to allow for proper corrosion resistance for harsh environments. The warranty does not cover enclosures used in applications and environments for which they were not designed. Warranty does not cover abuse, modifications by others or reimbursement for unauthorized rework. At no time will American Products reimburse purchaser for unauthorized rework on any product.

Under no circumstances is American Products liable for any consequential damages, liquidated damages, loss in profits or revenues, costs of capital, downtime costs or damages related to our product performance.

Warranty Claims

Enclosures found to be defective will be repaired or replaced with the same or comparable product. All warranty claims must be communicated to our customer service (855) 736-2135 department to obtain an RMA number. For warranty claims in the USA and Canada, freight will be managed and paid by American Products. For warranty claims outside of the USA and Canada, the customer will be responsible for managing the freight and freight expenses. Products being returned from other than US or Canada are to be returned to the factory in Strafford, MO to receive warranty resolution, once approved with an RMA.

Except for the express warranty stated above, American Products makes no other warranties with respect to the product, expressed or implied, including but not limited to merchantability or fitness for a particular purpose.



597 Evergreen Road Strafford, Missouri 65757

Phone: 417-736-2135 Toll Free: 855-736-2135

www.amprod.us