


STANDARD ABBREVIATIONS

A	<p>ADJ. A.F.F. ALUM. ALT. AMP. APPROX. ARCH.</p>	<p>AT ADJUSTABLE ABOVE FINISHED FLOOR ALUMINUM ALTERATE AMPERE APPROXIMATE ARCHITECTURAL OR ARCHITECT</p>	M	<p>MATL. MAX. M.D.F. MECH. MFG. MFR. MIN. MISC. M.Q. MTD. MTL.</p>	<p>MATERIAL MAXIMUM MED DENSITY FIBERBOARD MECHANICAL MANUFACTURING MANUFACTURER MINIMUM MISCELLANEOUS MASONRY OPENING MOUNTED METAL</p>
B	<p>BD. B.F.C. BLDG. B.O. B.O.C.A. BR. BTM. B.T.U. BTWN.</p>	<p>BOARD BELOW FINISHED CEILING BUILDING BUILDING STANDARD BOTTOM B.O.C.A. NATIONAL BUILDING CODE BRICK BOTTOM BRITISH THERMAL UNIT BETWEEN</p>	N	<p>(N) N.I.C. NO. N.T.S.</p>	<p>NEW NOT IN CONTRACT NUMBER NOT TO SCALE</p>
C	<p>C.-C. CAB. CIR. CL. CLG. CLG. HT. CLR. COL. CONC. CONST. CONT. COORD. CPT. C.T.</p>	<p>CENTER TO CENTER DIMENSION CABINET CIRCLE CENTERLINE CEILING CEILING HEIGHT CLEAR COLUMN CONCRETE CONSTRUCTION CONTINUOUS COORDINATE CARPET CERAMIC TILE</p>	O	<p>O.A. O.C. O.H. OPNG. OPP.</p>	<p>OVERALL ON CENTER OPPOSITE HAND OPENING OPPOSITE</p>
D	<p>DEG. DEMO. DIA. DIAG. DIM. DTL. DWG.</p>	<p>DEGREES DEMOLITION DIAMETER DIAGONAL DIMENSION DETAIL DRAWING</p>	P	<p>PT. PART. P.B. P.C. P.G. P.L. P.LAM. PLSTR. PLUMB. PLYWOOD POL. P.P. P.T.D.</p>	<p>PAINT PARTITION PUSH BUTTON PULL CHAIN PILOT GRADE PILOT LIGHT PLASTIC LAMINATE PLASTER PLUMBING PLYWOOD POLISHED POWER POLE PAINTED</p>
E	<p>(E) EA. ELEV. ELEC. ENGR. EQ. EQUIP. ETC. E.W.C. EXT.</p>	<p>EXISTING EACH ELEVATION ELECTRICAL ENGINEER EQUAL EQUIPMENT ETCETERA ELECTRIC WATER COOLER EXTERIOR</p>	Q	<p>Q.T.</p>	<p>QUARRY TILE</p>
F	<p>F.-F. F.B.O. F.D. F.H.C. FIN. FIXT. FLR. F.O. FLUOR. F.R.P. FT. FURN. F.V.C.</p>	<p>FINISH TO FINISH DIMENSION FURNISHED BY OWNER (OTHERS) FLOOR DRAIN FIRE HOSE CABINET FINISH FIXTURE FLOOR FINISH OPENING FLUORESCENT FIBERGLASS REINFORCED PLASTIC FEET FURNITURE FIRE VALVE CONNECTION</p>	R	<p>(R) R. RD. RE. RECT. REF. REFRIG. REINF. RELOC. REQ. REV. R.F.L. RM. R.O. R.S. RUB.</p>	<p>RELOCATED RADIUS ROUND REFER TO RECTANGULAR REFERENCE REFRIGERATOR REINFORCED RELOCATE OR RELOCATED REQUIRED REVISION RAISED FLOOR ROOM ROUGH OPENING ROUGH—SAWN RUBBER</p>
G	<p>GA. G.C. G.I. GL. GYP. BD.</p>	<p>GAUGE GENERAL CONTRACTOR GALVANIZED IRON GLASS GYPSUM BOARD</p>	S	<p>(S) SCHED. SECT. SEP. CIR. S.F. SHT. SIM. SPECS. SQ. S.S. ST. STD. STL. STRUCT. SUSP.</p>	<p>SALVAGED SCHEDULE SECTION SEPARATE CIRCUIT SQUARE FEET SHEET SIMILAR SPECIFICATIONS SQUARE STAINLESS STEEL STAIN STANDARD STEEL STRUCTURAL SUSPENDED</p>
H	<p>HWDR. HWDW. H.M. HORIZ. HR. HT. HVAC H.W.T.</p>	<p>HARDWARE HARDWOOD HOLLOW METAL HORIZONTAL HOUR HEIGHT HEATING VENTILATING & COOLING HOT WATER TANK</p>	T	<p>T.&G. T.B.S. TELE. T.O. TYP.</p>	<p>TONGUE & GROOVE TO BE SPECIFIED TELEPHONE TOP OF TYPICAL</p>
I	<p>INSUL. I.B.C. INT.</p>	<p>INSULATION INTERNATIONAL BUILDING CODE INTERIOR</p>	U	<p>U.B.C. U.C.F. U.F. UNF. UNO UR.</p>	<p>UNIFORM BUILDING CODE UNDER CABINET FIXTURE UPHOLSTERY FABRIC UNFINISHED UNLESS NOTED OTHERWISE URINAL</p>
J	<p>JAN. CLO. J-BOX</p>	<p>JANITOR'S CLOSET JUNCTION BOX</p>	V	<p>V.C.T. VERT. VEST. V.G. V.I.F. V.T.R.</p>	<p>VINYL COMPOSITE TILE VERTICAL VESTIBULE VERTICAL GRAIN VERIFY IN FIELD VENT THROUGH ROOF</p>
L	<p>LAM. LAV. LBS. LIN.</p>	<p>LAMINATE LAVATORY POUNDS LINOLEUM</p>	W	<p>W/ W/N W/O W.C. WD.</p>	<p>WITH WITHIN WITHOUT WATER CLOSET WOOD</p>

REVIEWED
FOR
CODE
COMPLIANCE
02/28/2023

Robb
Studio
Inc.

6197 S. GALLUP ST. LITTLETON, CO 80120
303-908-4430
rob.studio@gmail.com



COPYRIGHT 2022 ANY UNAUTHORIZED
USE OF THESE DOCUMENTS IS
PROHIBITED WITHOUT THE WRITTEN
CONSENT OF ROBB STUDIO INC.

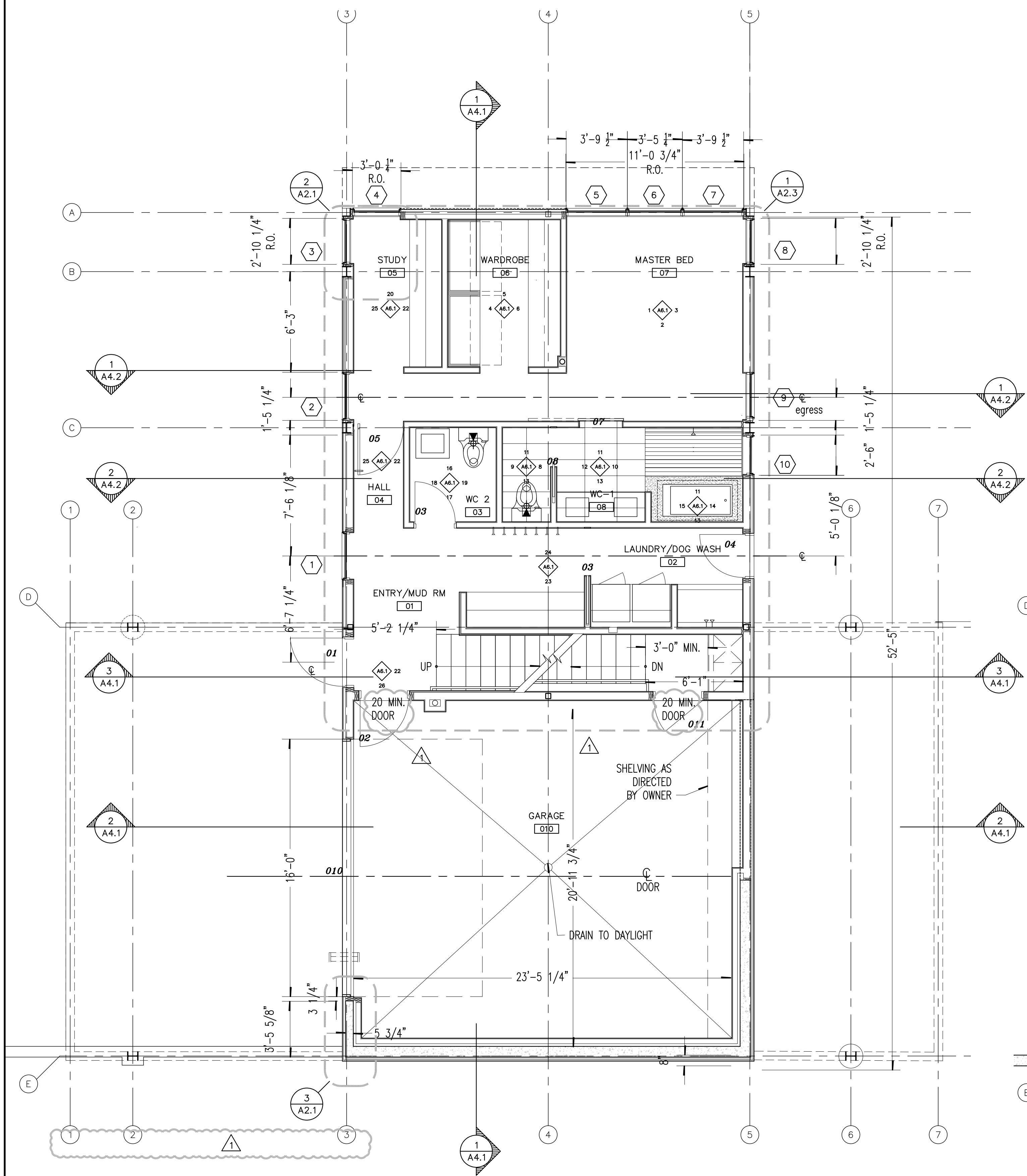
26730 County Road 14
Steamboat Springs, CO 80487

ISSUED FOR	DATE
CONSTRUCTION	09/23/22
ADDENDUM	10/17/22

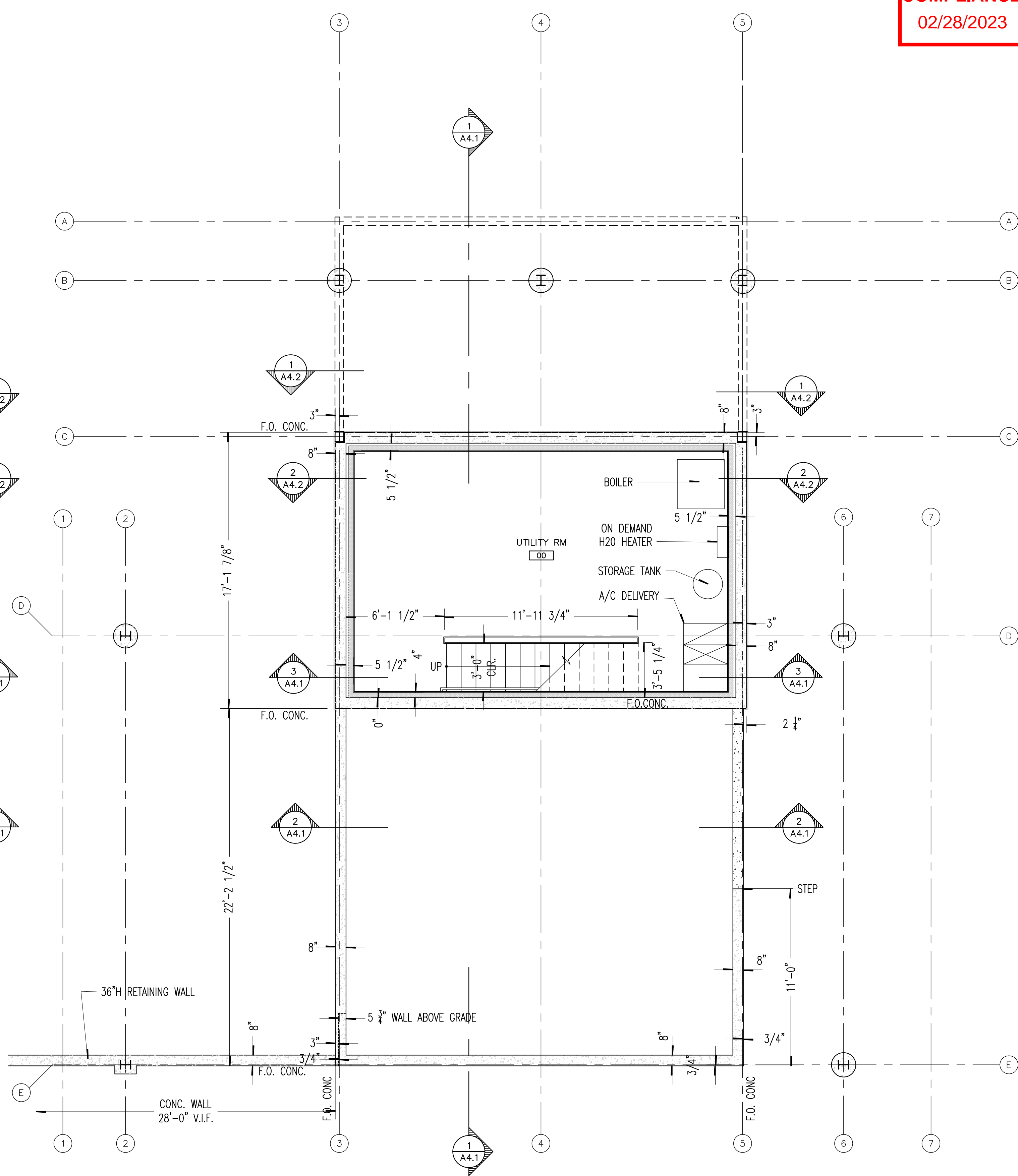
PROJECT NO.	DATE
PRATT CABIN	04/09/22
DRAWN	CHECKED
DR	
SHEET TITLE	
UTILITY & GROUND FLOOR PL.	
SHEET NO.	

A2.0

NOTE: REFERENCE STRUCTURAL FRAMING PLANS FOR
GRID LAYOUT DIMENSIONS, S2.0-S2.4



2 GROUND LEVEL PLAN
1/4"=1'-0"
PROJECT NORTH
ner-fp1



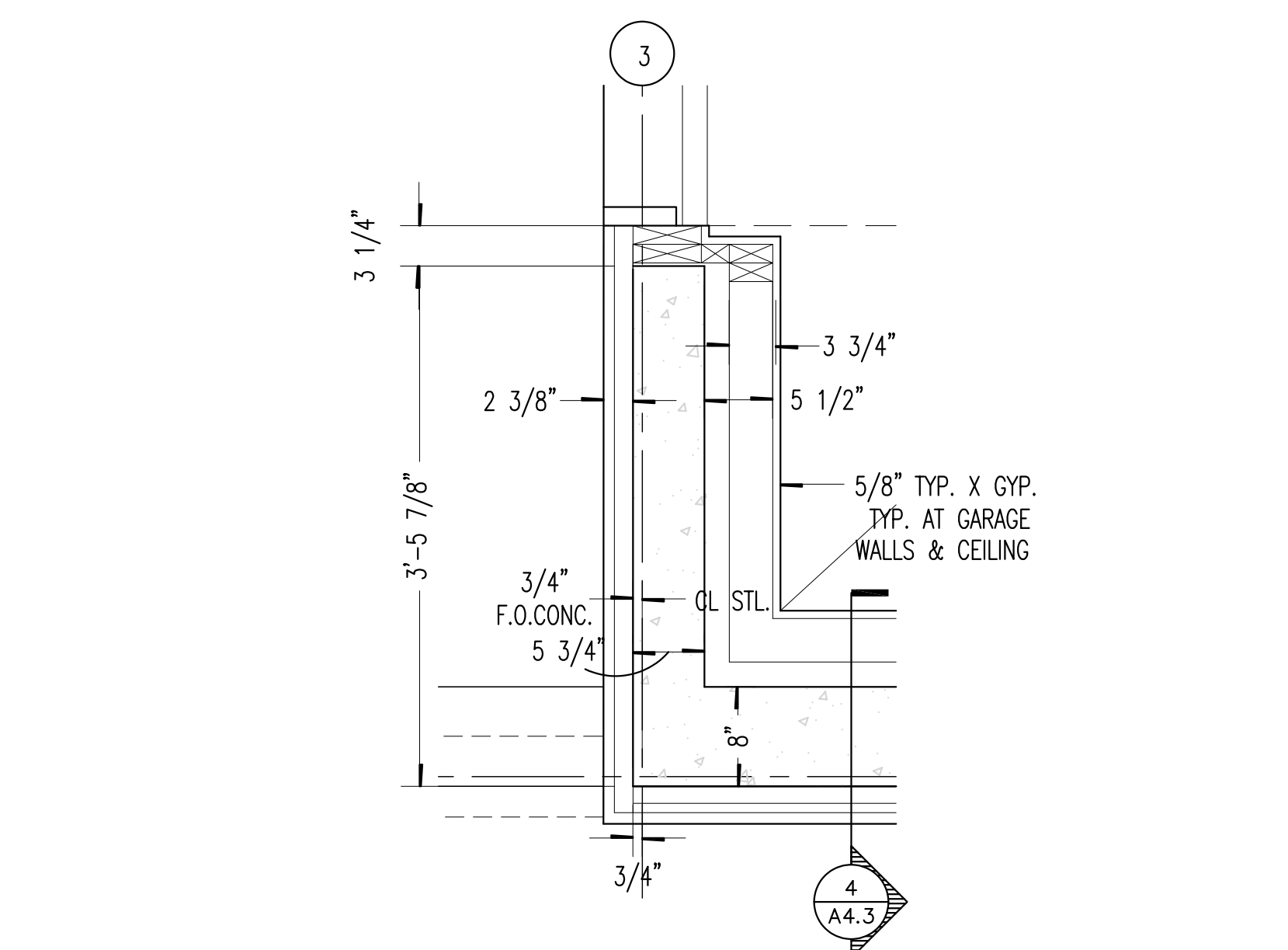
1 UTILITY RM/FOUNDATION PLAN
1/4"=1'-0"
PROJECT NORTH
ner-fp1

26730 County Road 14
Steamboat Springs, CO 80487

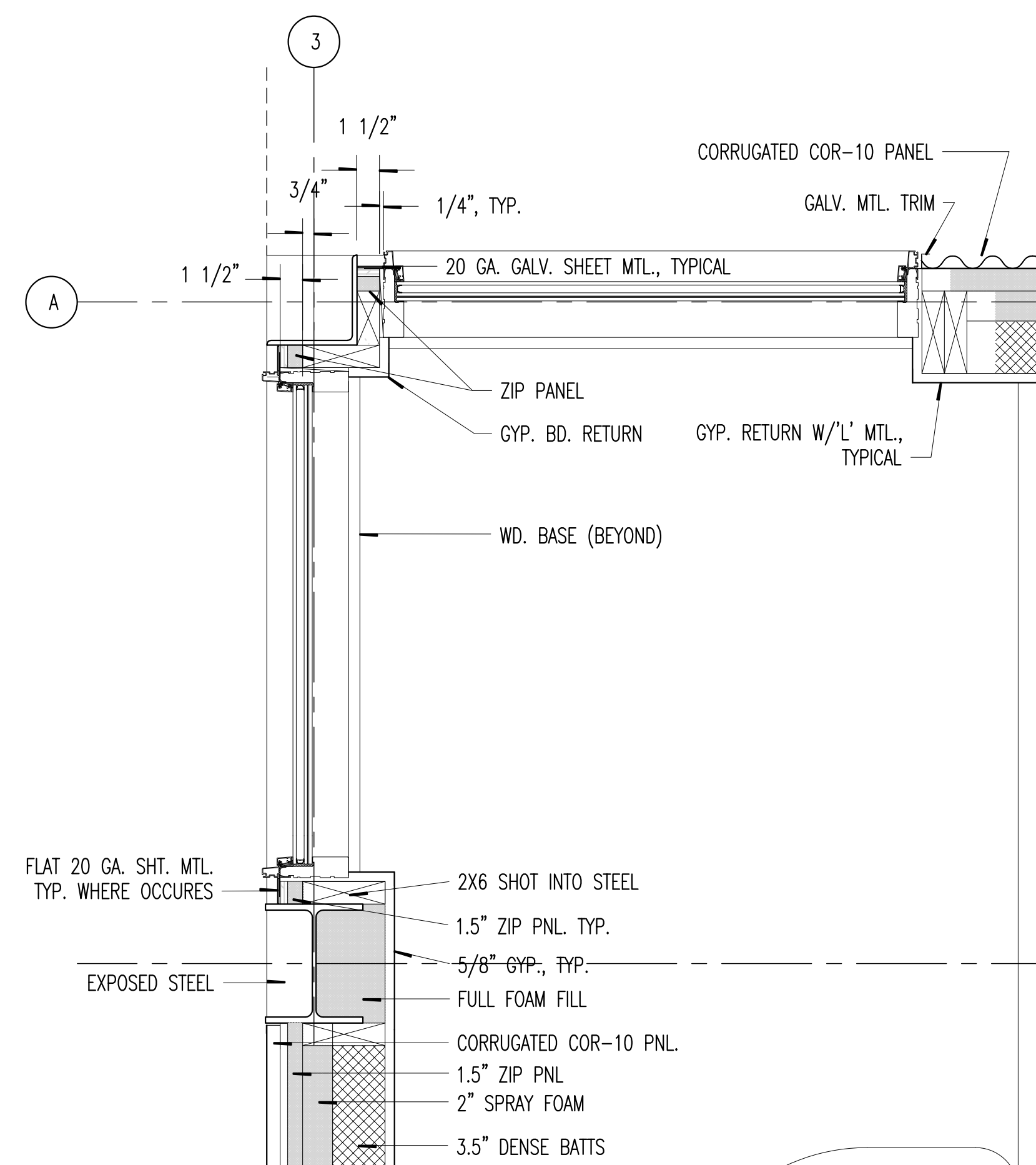
△	ISSUED FOR	DATE
	CONSTRUCTION	09/23/22
△1	ADDENDUM	10/17/22

PROJECT NO. PRATT CABIN DATE 04/09/22
DRAWN CHECKED
DR
SHEET TITLE
UPPER FLOOR PLAN
SHEET NO.

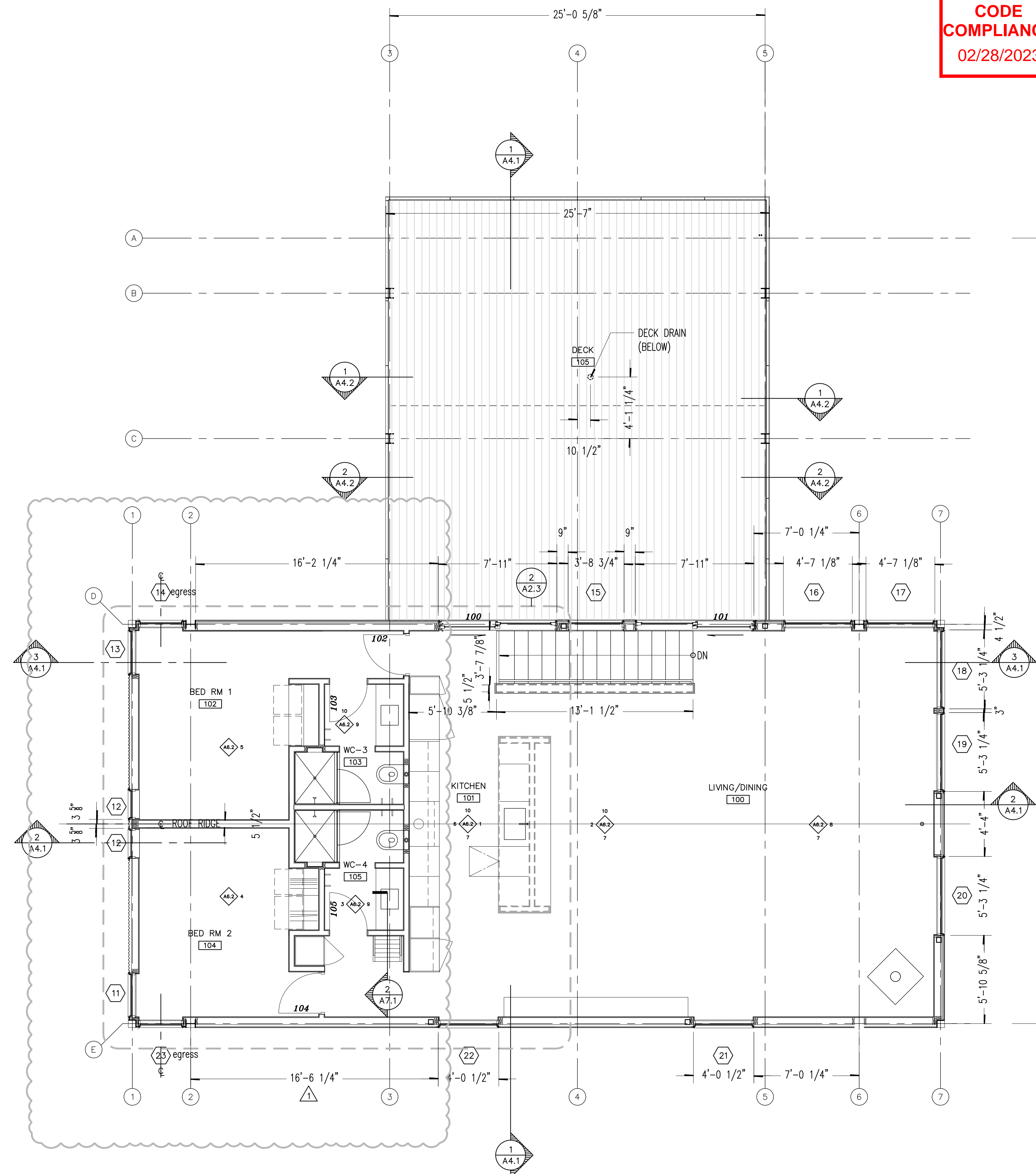
A2.1



3 PLAN DETAIL @ SE GARAGE
1" = 1'-0" pratt--fpl




2 PLAN DETAIL @ STUDY



1 UPPER LEVEL PLAN



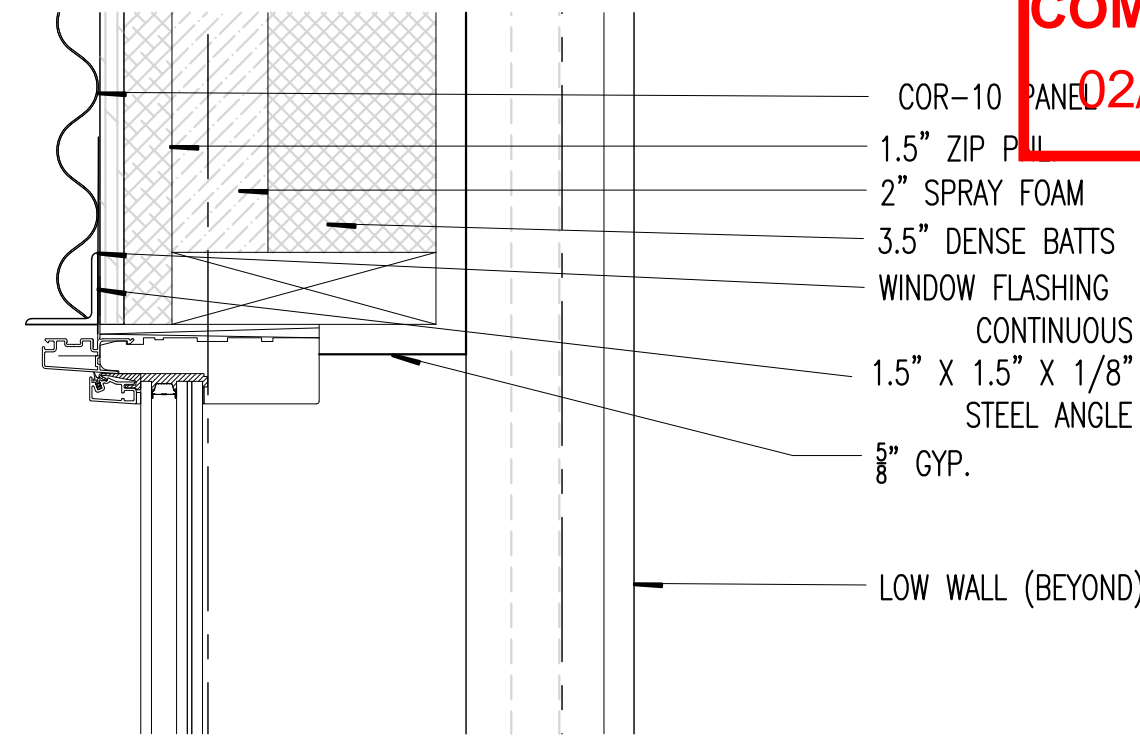


26730 County Road 14
Steamboat Springs, CO 80487

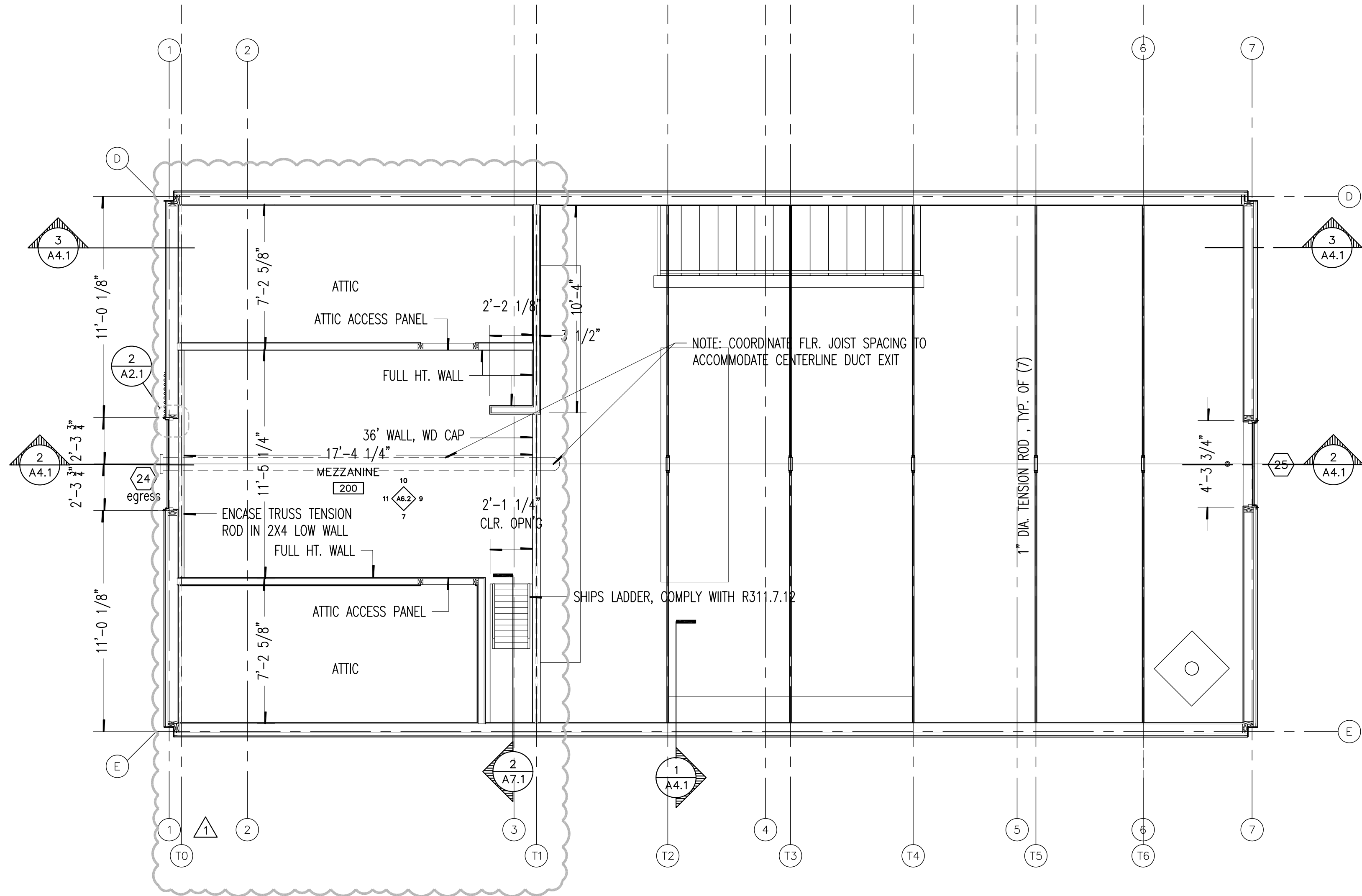
ISSUED FOR	DATE
CONSTRUCTION	09/23/22
ADDENDUM	10/17/22

PROJECT NO.	DATE
PRATT CABIN	04/09/22
DRAWN	CHECKED
DR	
SHEET TITLE	
MEZZ. FLOOR PLAN	
SHEET NO.	

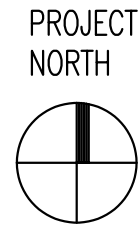
REVIEWED
FOR
CODE
COMPLIANCE
02/28/2023



2 STEEL TRIM DETAIL
3"=1'-0" Name




1 MEZZANINE PLAN
1/4"=1'-0" pratt--fp1



REVIEWED
FOR
CODE
COMPLIANCE
02/28/2023

Robb
Studio
Inc.

6197 S. GALLUP ST. LITTLETON, CO 80120
303-908-4430
robb.studio@gmail.com



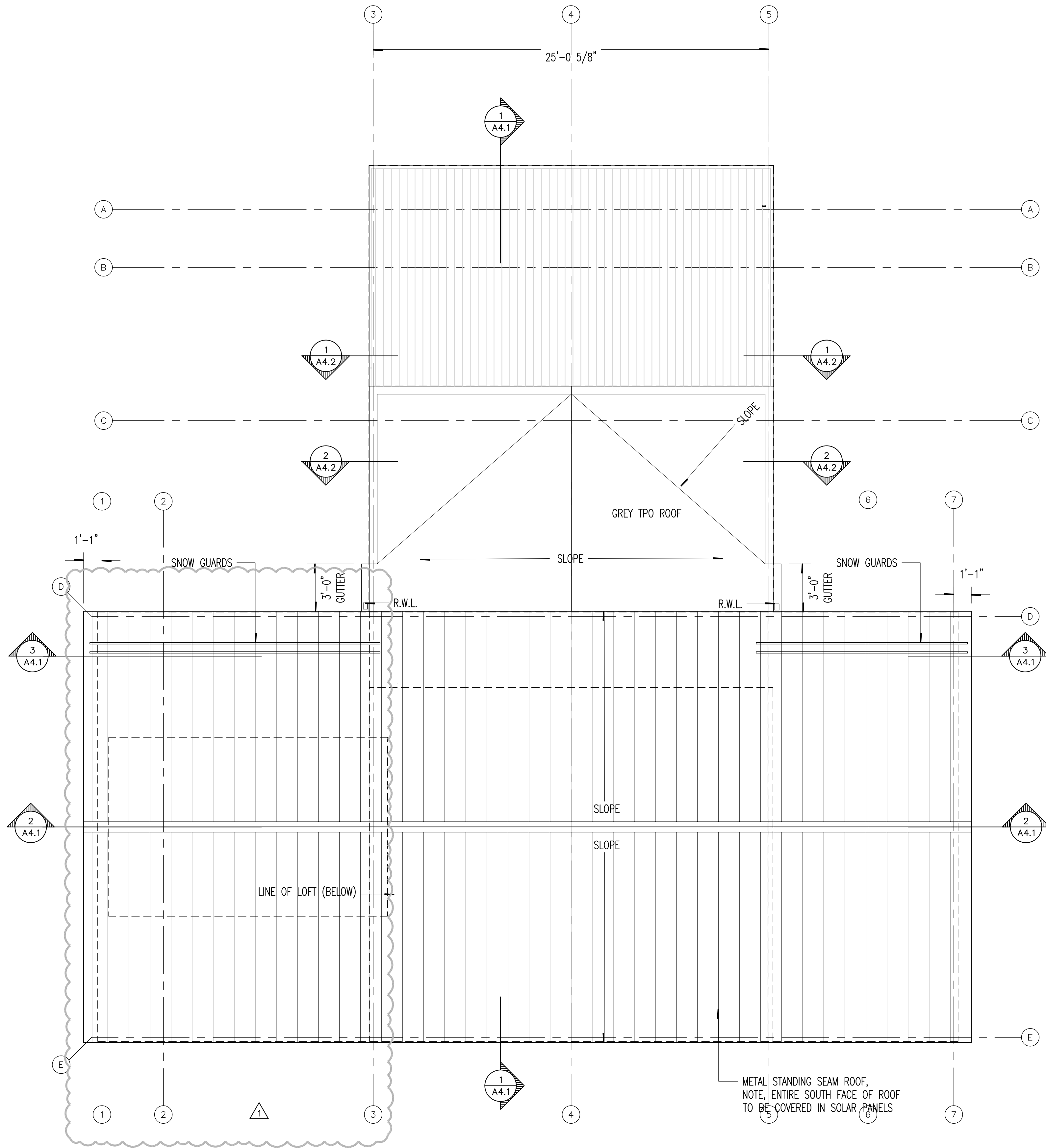
COPYRIGHT 2022 ANY UNAUTHORIZED
USE OF THESE DOCUMENTS IS
PROHIBITED WITHOUT THE WRITTEN
CONSENT OF ROBB STUDIO INC.

26730 County Road 14
Steamboat Springs, CO 80487

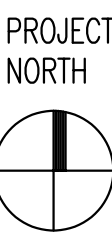
ISSUED FOR	DATE
CONSTRUCTION	09/23/22
ADDENDUM	10/17/22

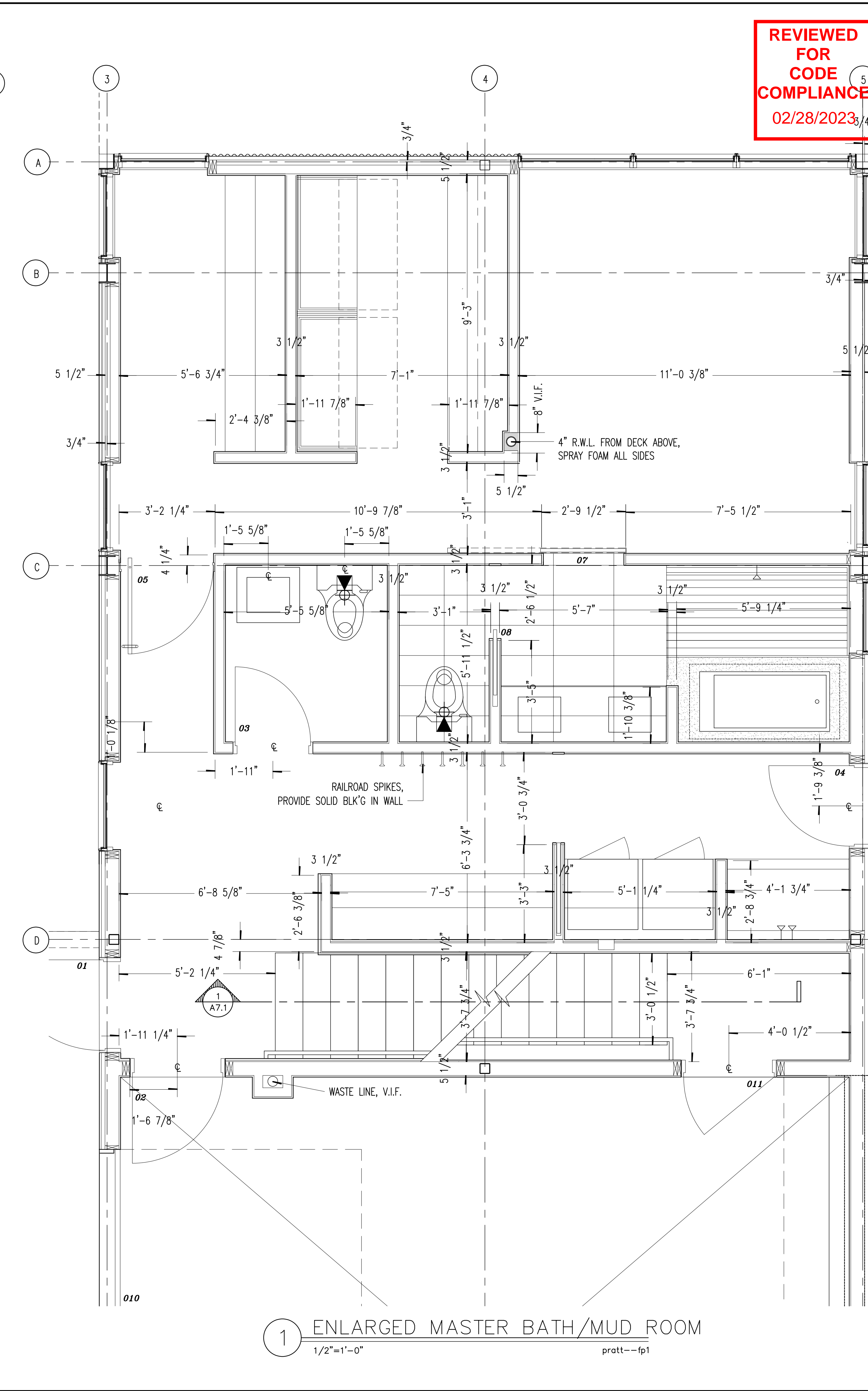
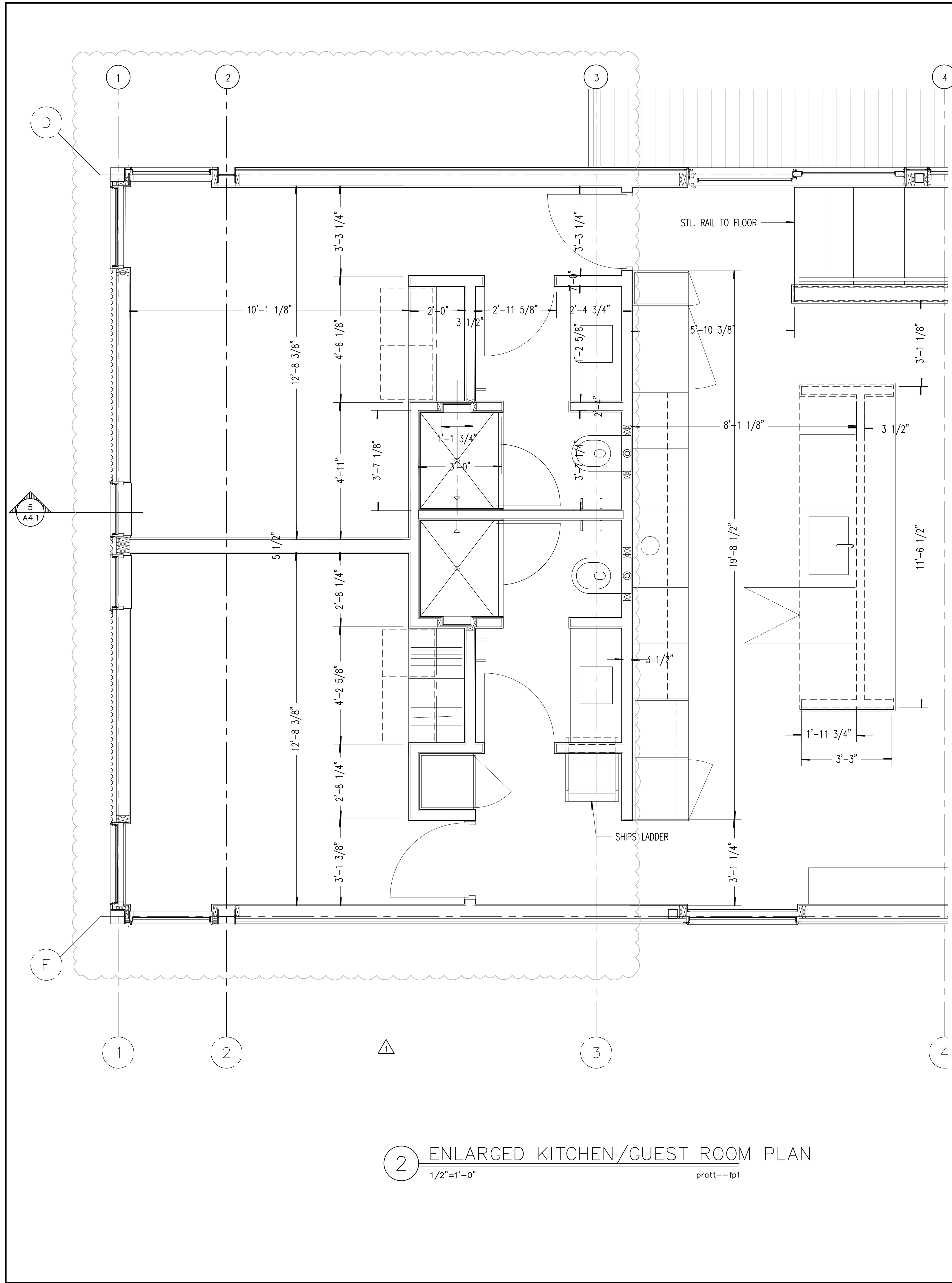
PROJECT NO.	DATE
PRATT CABIN	04/09/22
DRAWN	CHECKED
DR	
SHEET TITLE	
ROOF PLAN & DETAILS	
SHEET NO.	

A2.3



1 ROOF PLAN
1/4"=1'-0"






REVIEWED
FOR
CODE
COMPLIANCE
02/28/2023

Robb
Studio
Inc.

6197 S. GALLUP ST. LITTLETON, CO 80120
O/C-303-908-4430
robb.studio@gmail.com



COPYRIGHT 2022 ANY UNAUTHORIZED
USE OF THESE DOCUMENTS IS
PROHIBITED WITHOUT THE WRITTEN
CONSENT OF: ROBB STUDIO INC.

26730 County Road 14
Steamboat Springs, CO 80487

ISSUED FOR DATE
CONSTRUCTION 09/23/22
ADDENDUM 10/17/22

PROJECT NO. DATE
PRATT CABIN 04/09/22
DRAWN BY CHECKED
DR
SHEET TITLE
ENLARGED FLOOR PLANS
SHEET NO.

A2.4




REVIEWED
FOR
CODE
COMPLIANCE
02/28/2023

Robb
Studio
Inc.

4197 S. GALLUP ST. LITTLETON, CO 80120
O/C-303-908-4430

robb.studio@gmail.com



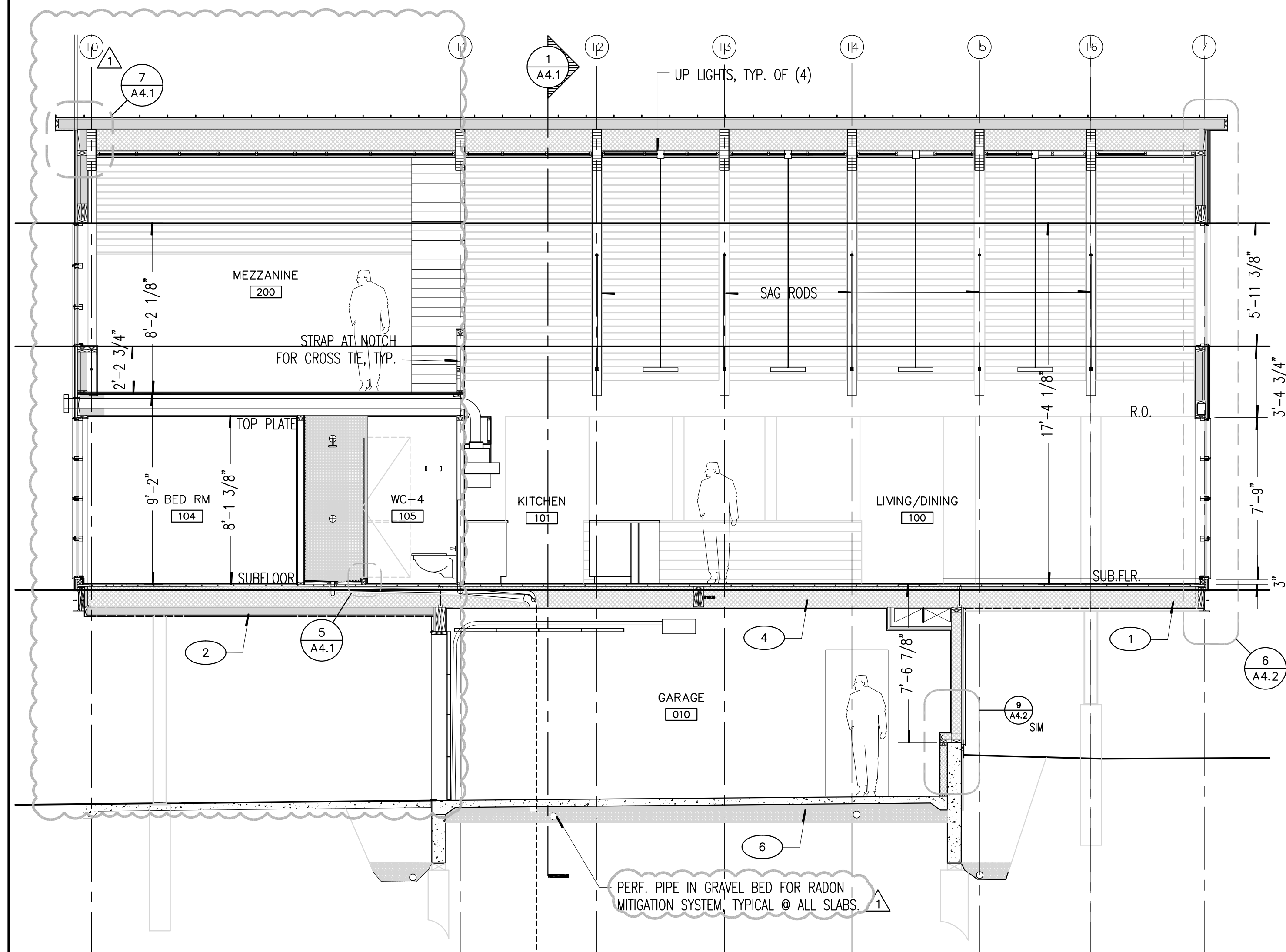
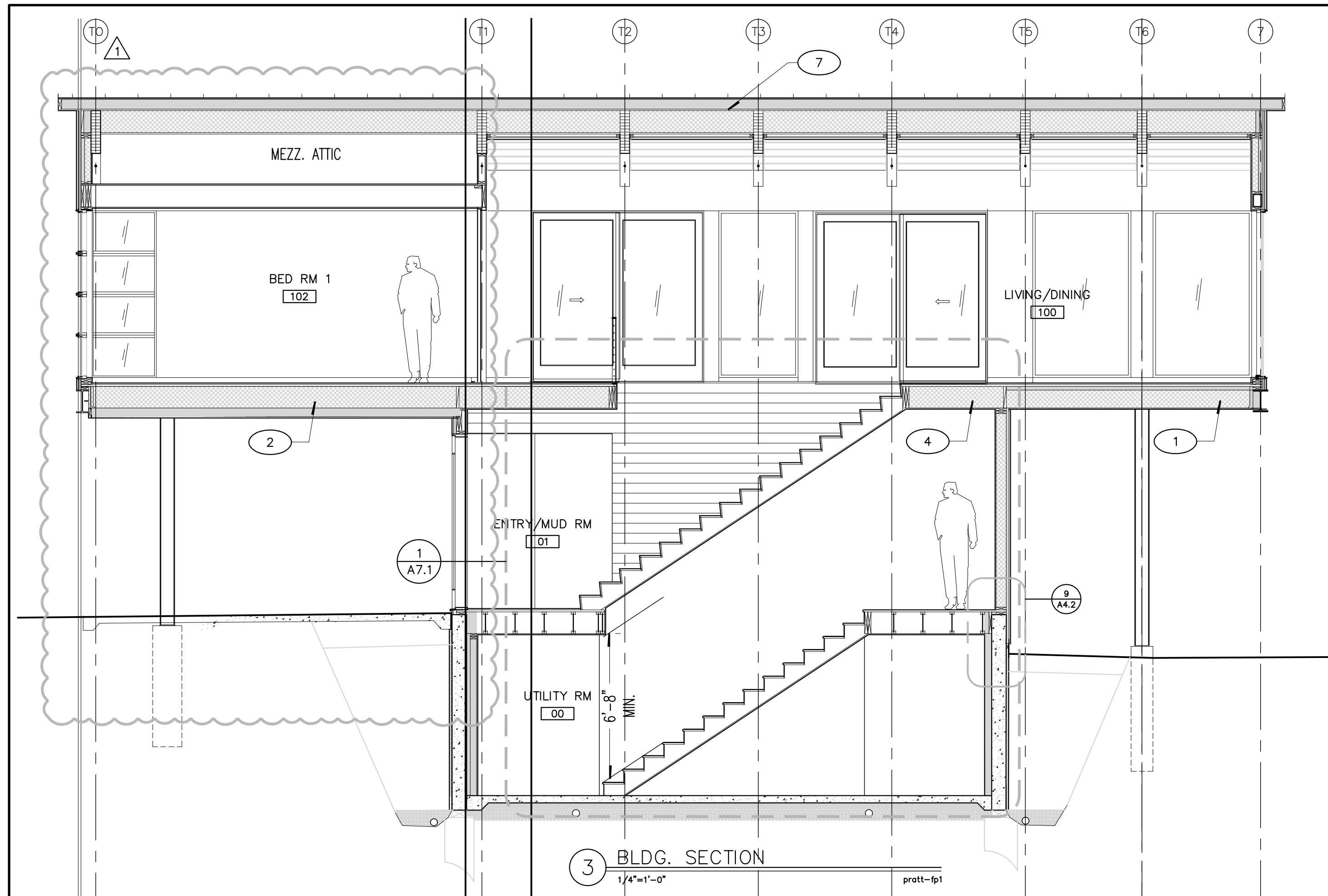
COPYRIGHT 2022 ANY UNAUTHORIZED
USE OF THESE DOCUMENTS IS
PROHIBITED WITHOUT THE WRITTEN
CONSENT OF: ROBB STUDIO INC.

26730 County Road 14
Steamboat Springs, CO 80487

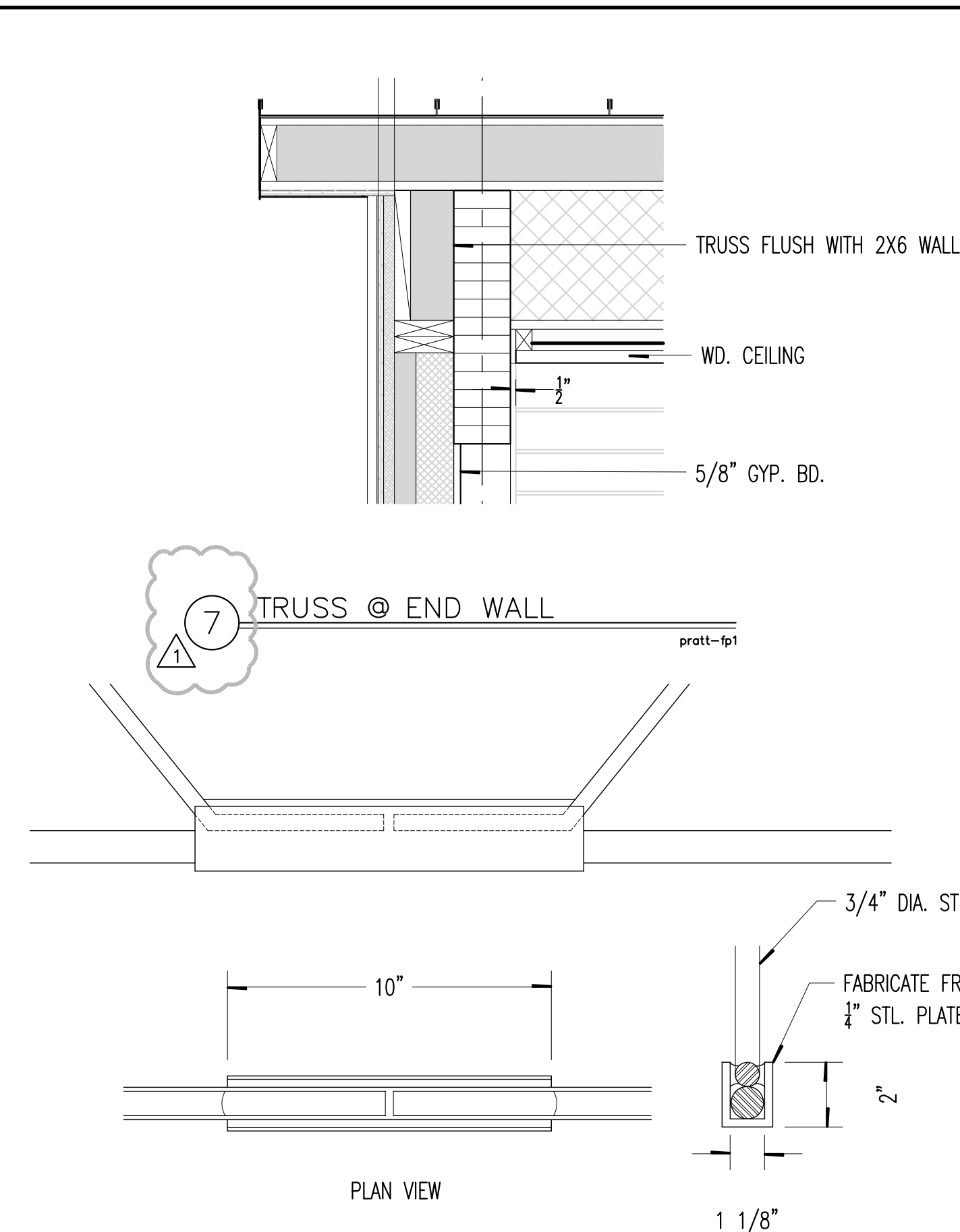
ISSUED FOR DATE
CONSTRUCTION 09/23/22
ADDENDUM 10/17/22

PROJECT NO. DATE
PRATT CABIN 04/09/22
DRAWN CHECKED
DR
SHEET TITLE
BLDG. ELEVATIONS
SHEET NO.

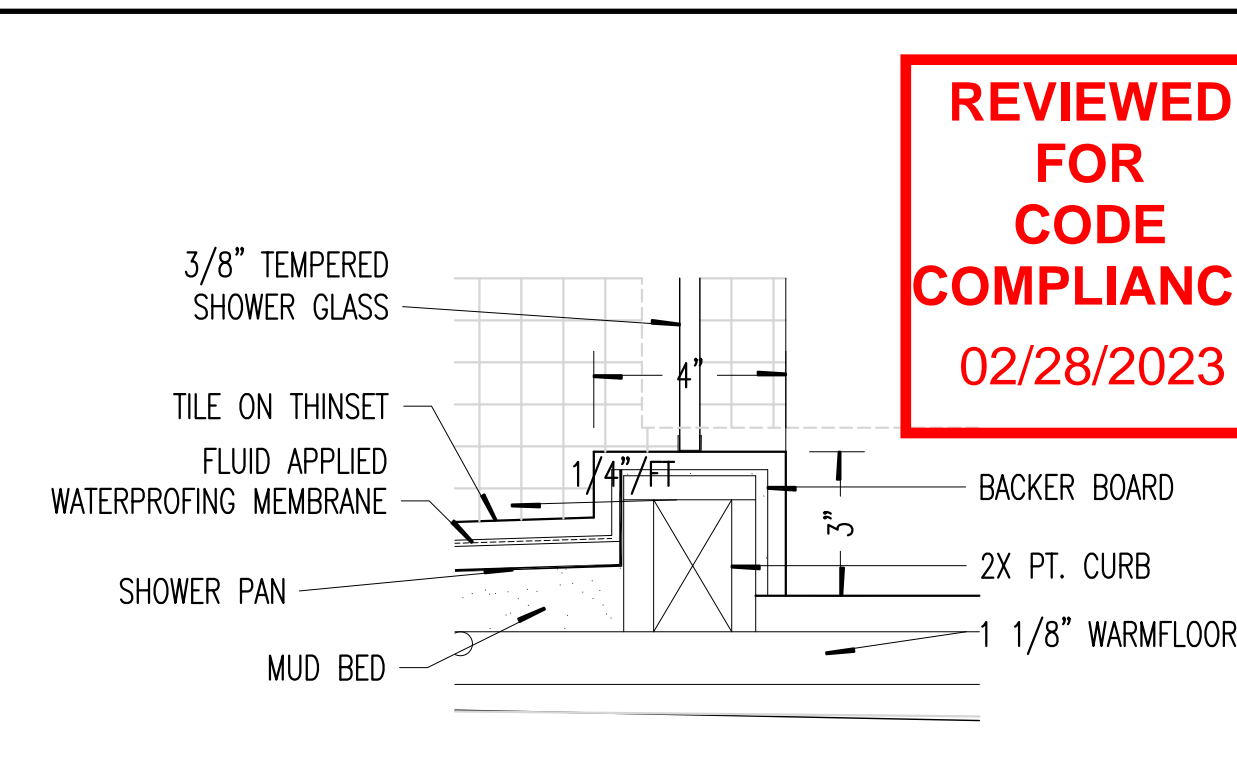
A3.1



2 BLDG. SECTION
1/4"=1'-0"



6 SAG ROD DETAIL
pratt-fp1

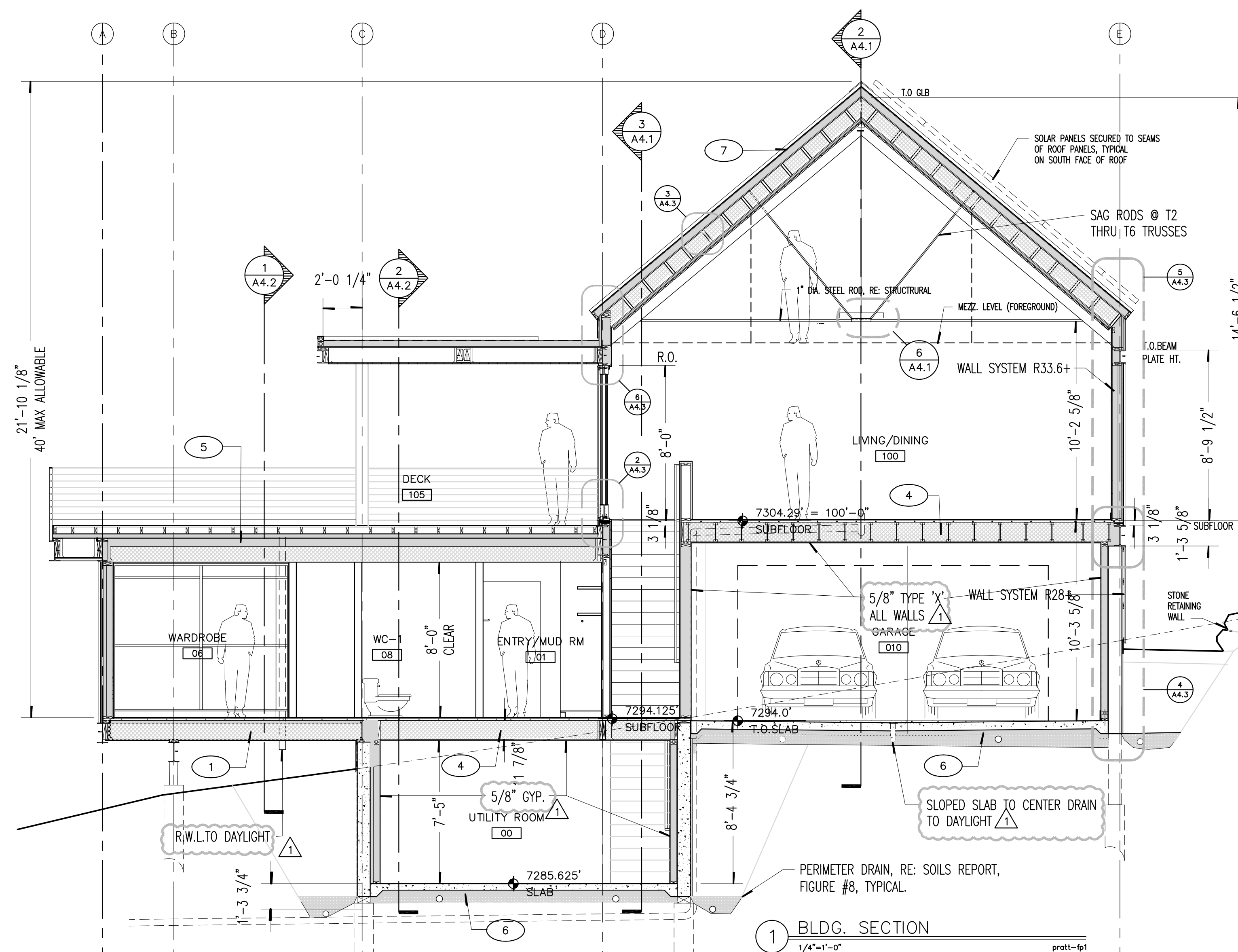


5 SHOWER CURB DETAIL
3\"/>

INSULATION KEY: (LAYERS TOP TO BOTTOM U.N.O.)

- 1 2" POLYISO (R14), 10" DENSE BATTS (R43) = R57
- 2 12" DENSE BATTS (R51), 4" NAIL BASE (R20) = R71
- 3 3.5" POLYISO (R24.5), 4" NAIL BASE (R20) = R44.5 MIN.
- 4 12" LOOSE BATTS (R38)
- 5 5" POLYISO (R35), 9" DENSE BATTS (R36) = R71
- 6 3" UNDER-SLAB INSULATION/RADON AIR-BARRIER (R21)
- 7 GABLED ROOF (R63.5+) SEE DETAIL SECTION 3/A4.3

4 INSULATION KEY
pratt-fp1




1 BLDG. SECTION
1/4"=1'-0"

REVIEWED
FOR
CODE
COMPLIANCE
02/28/2023

Robb
Studio
Inc.

6197 S. GALLUP ST. LITTLETON, CO 80120
303-303-9081-4430

robb.studio@gmail.com



COPYRIGHT 2022 ANY UNAUTHORIZED
USE OF THESE DOCUMENTS IS
PROHIBITED WITHOUT THE WRITTEN
CONSENT OF: ROBB STUDIO INC.

26730 County Road 14
Steamboat Springs, CO 80487

ISSUED FOR DATE
CONSTRUCTION 09/23/22
ADDENDUM 10/17/22

PROJECT NO.
PRATT CABIN 04/09/22
DRAWN
DR
SHEET TITLE
BLDG. SECTIONS
SHEET NO.


A4.1

REVIEWED
FOR
CODE
COMPLIANCE
02/28/2023

Robb
Studio
Inc.

6197 S. GALLUP ST. LITTLETON, CO 80120
303-303-9081-4430

robb.studio@gmail.com



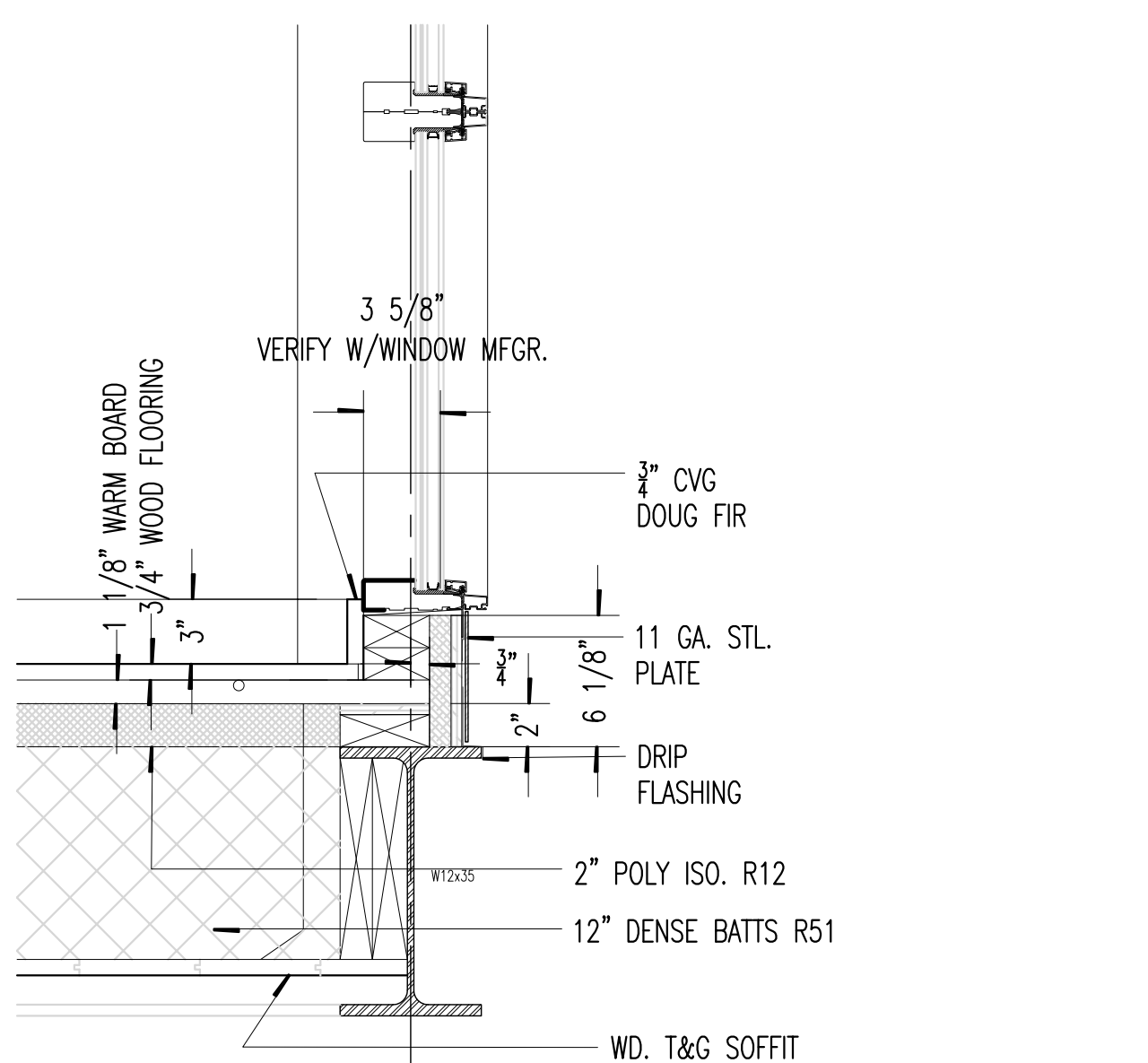
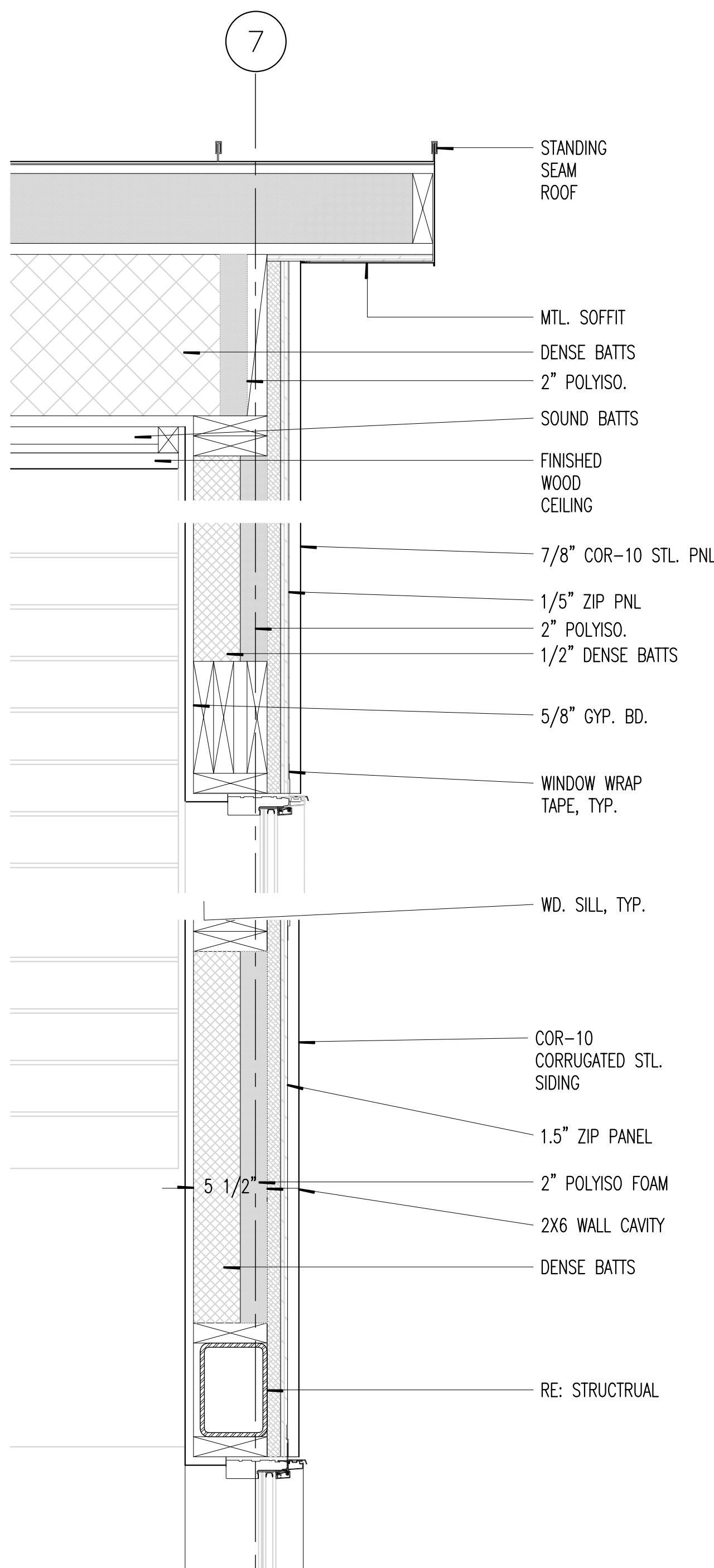
COPYRIGHT 2022 ANY UNAUTHORIZED
USE OF THESE DOCUMENTS IS
PROHIBITED WITHOUT THE WRITTEN
CONSENT OF: ROBB STUDIO INC.

26730 County Road 14
Steamboat Springs, CO 80487

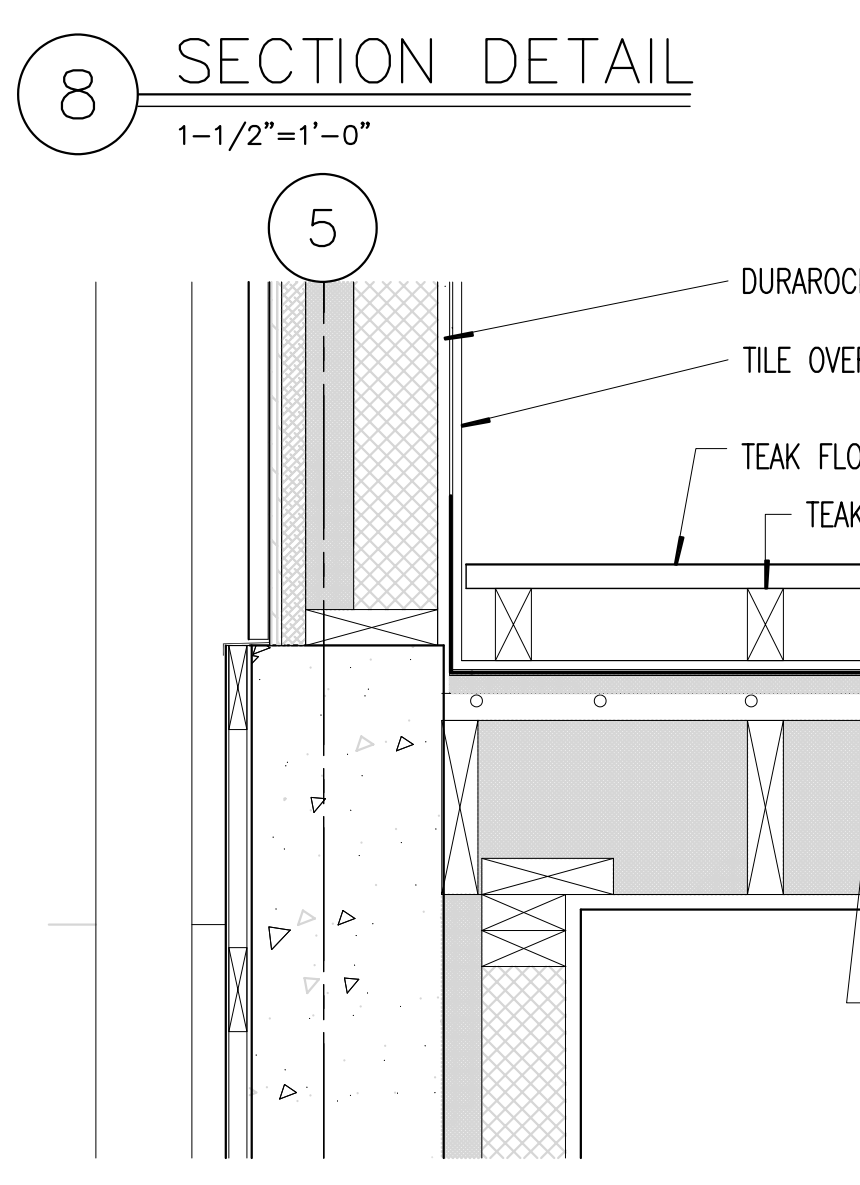
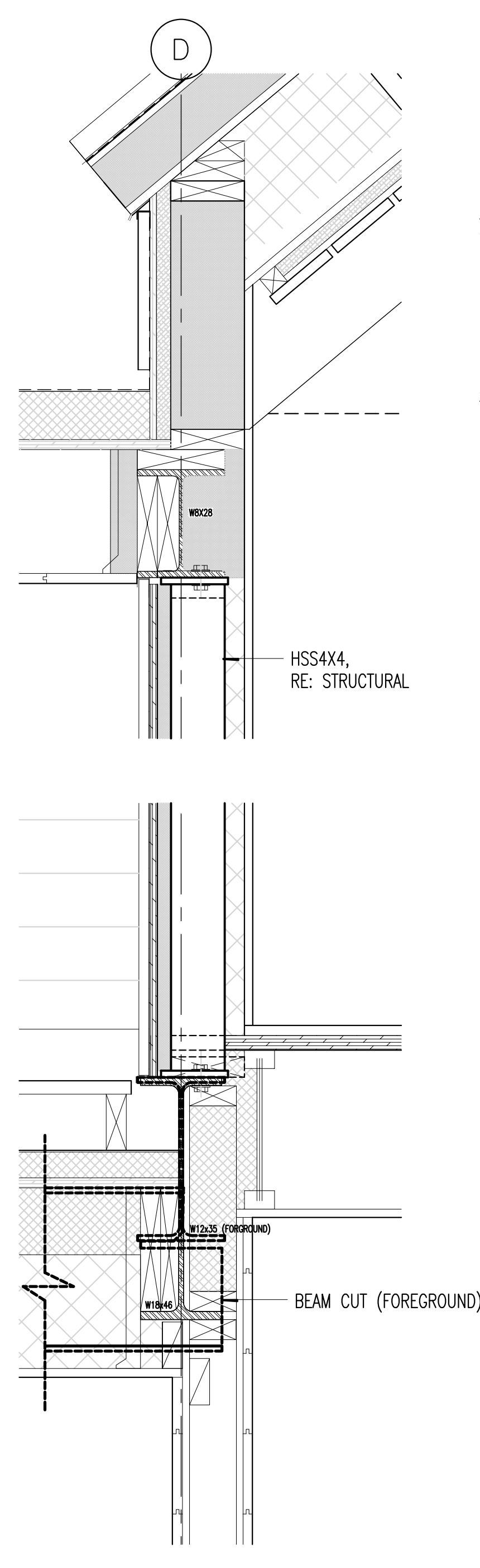
ISSUED FOR DATE
CONSTRUCTION 09/23/22

PROJECT NO. DATE
PRATT CABIN 04/09/22
DRAWN CHECKED
DR
SHEET TITLE
BLDG. SECTIONS
SHEET NO.

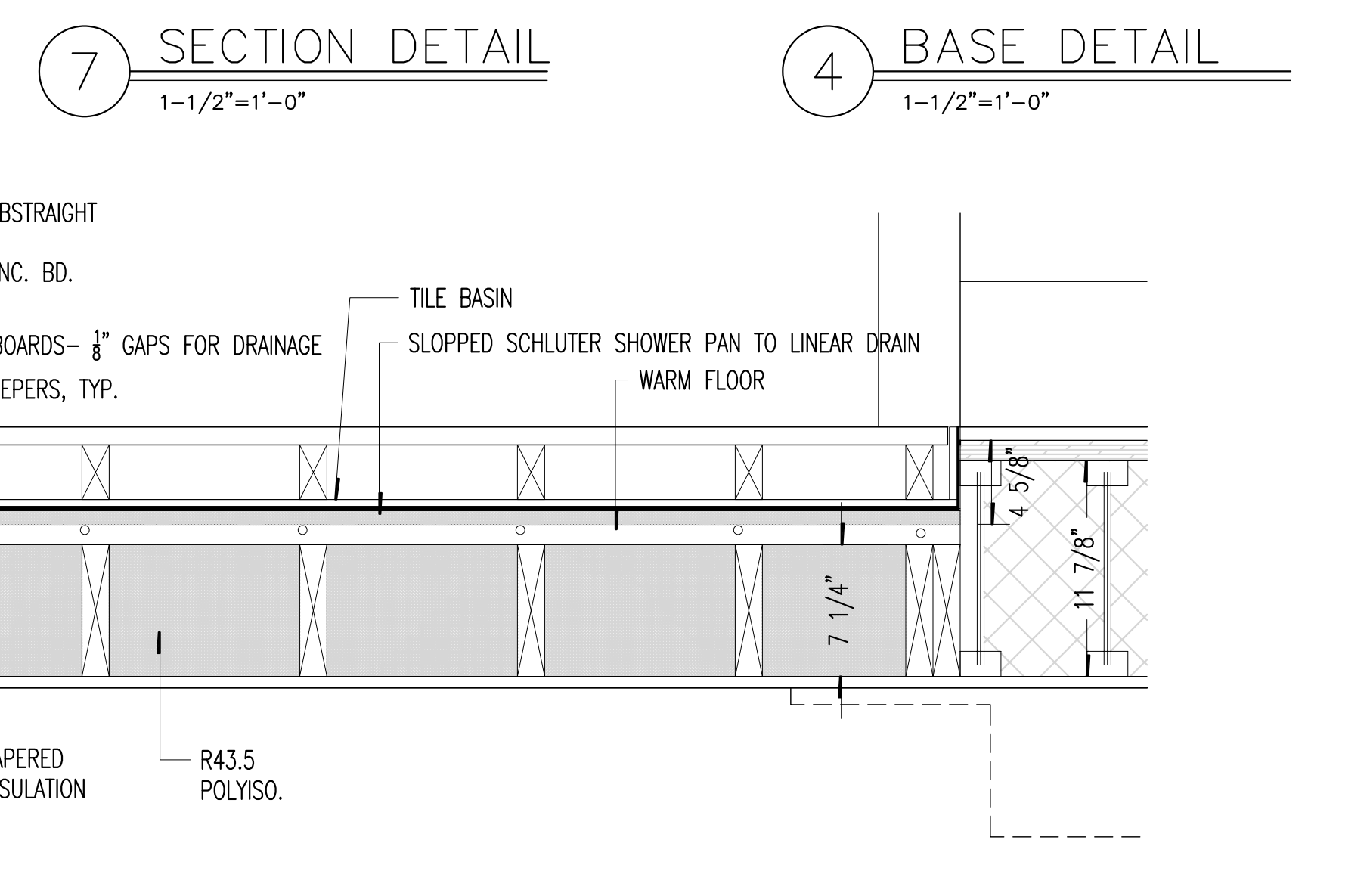
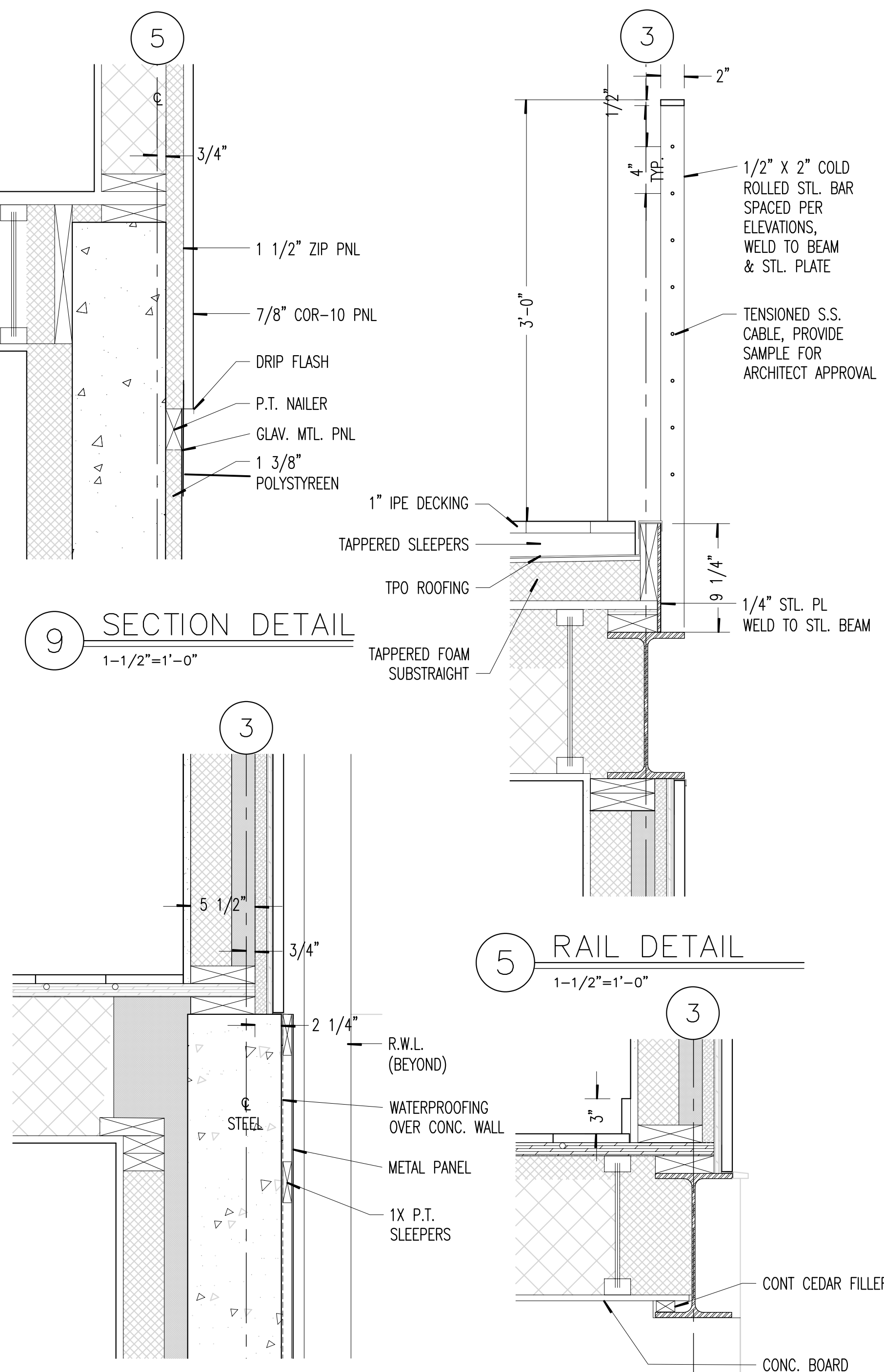
A4.2



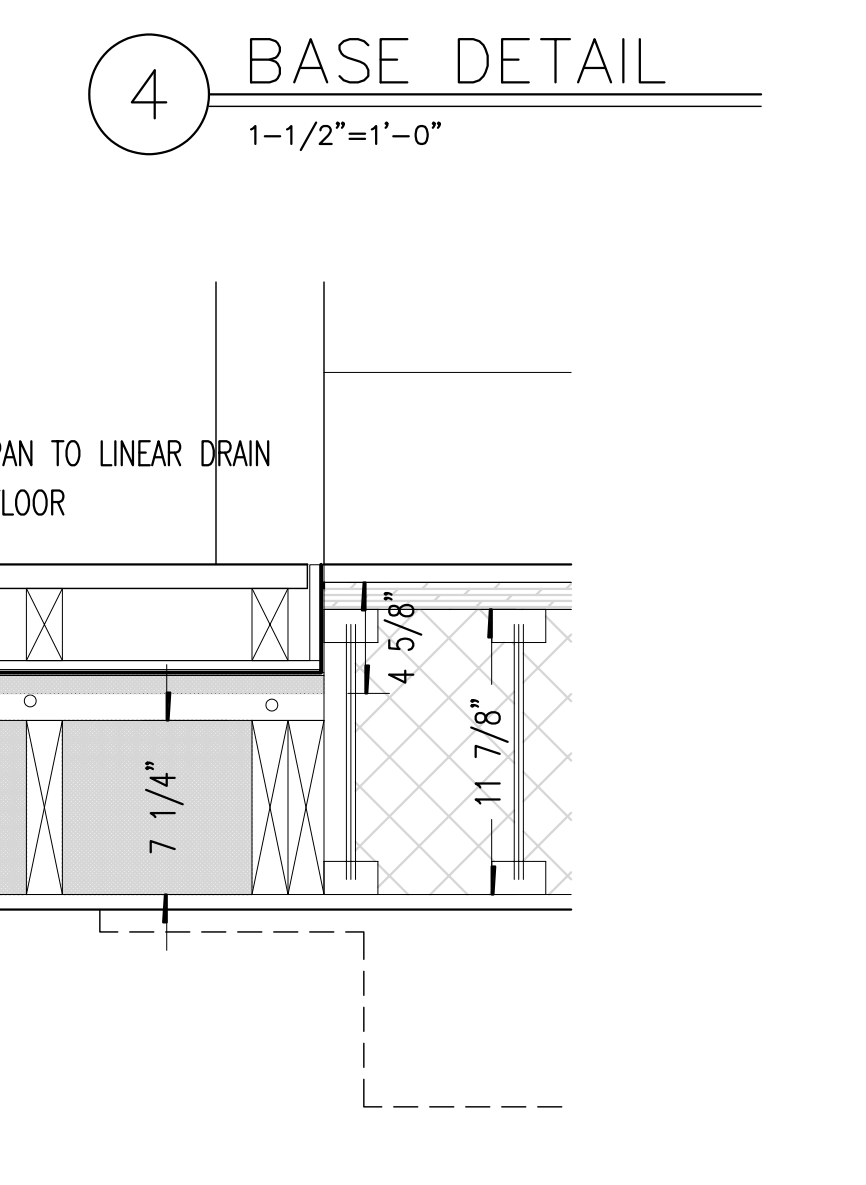
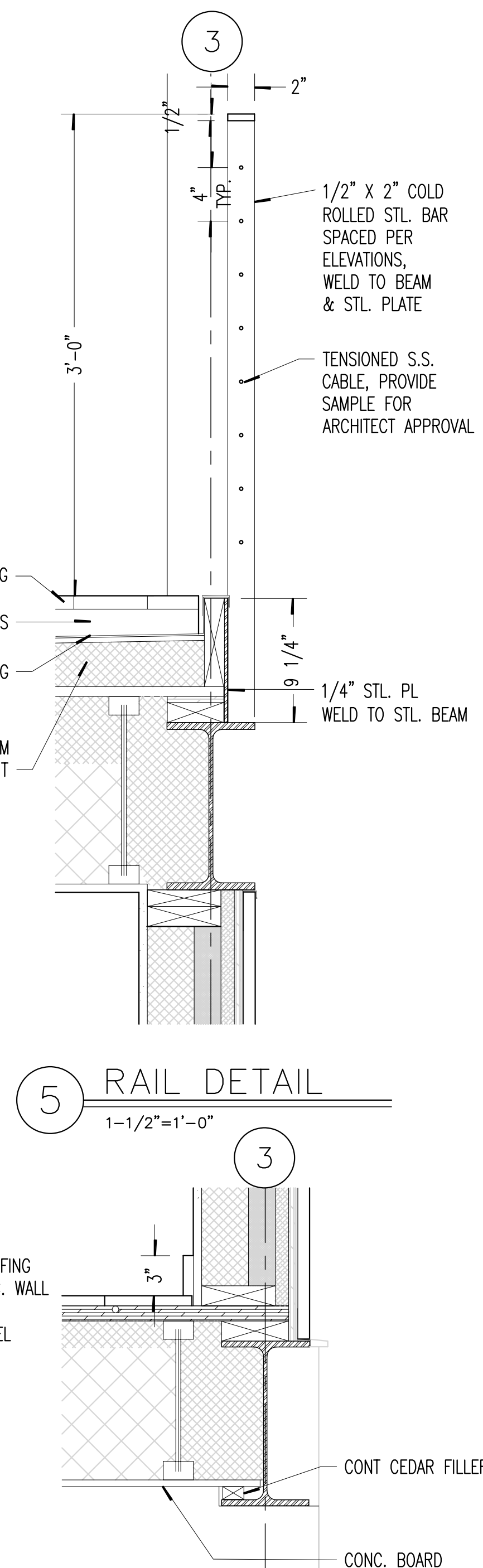
6 WALL SECTION @ WINDOW
1-1/2"=1'-0" pratt-fp1



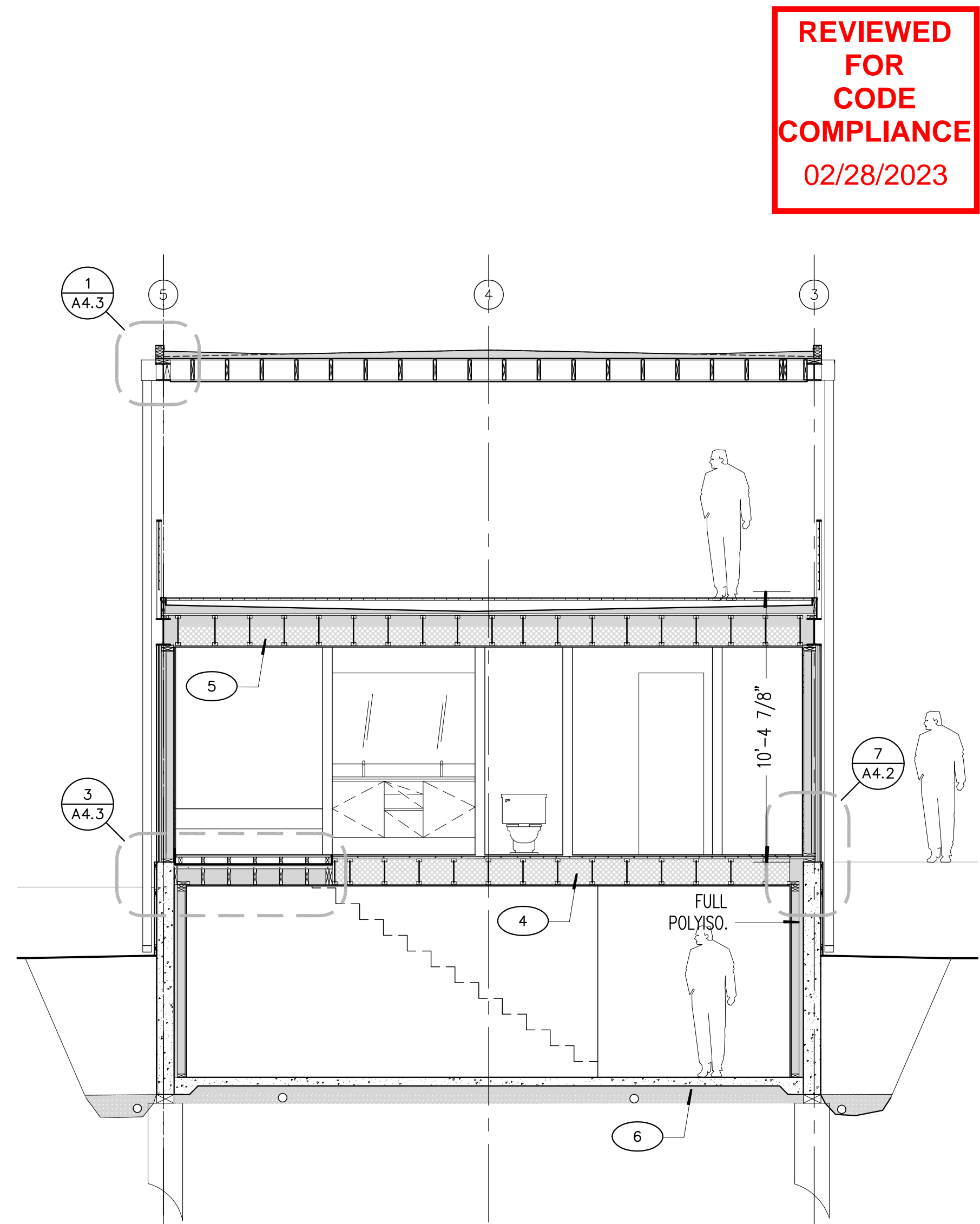
8 SECTION DETAIL
1-1/2"=1'-0" pratt-fp1



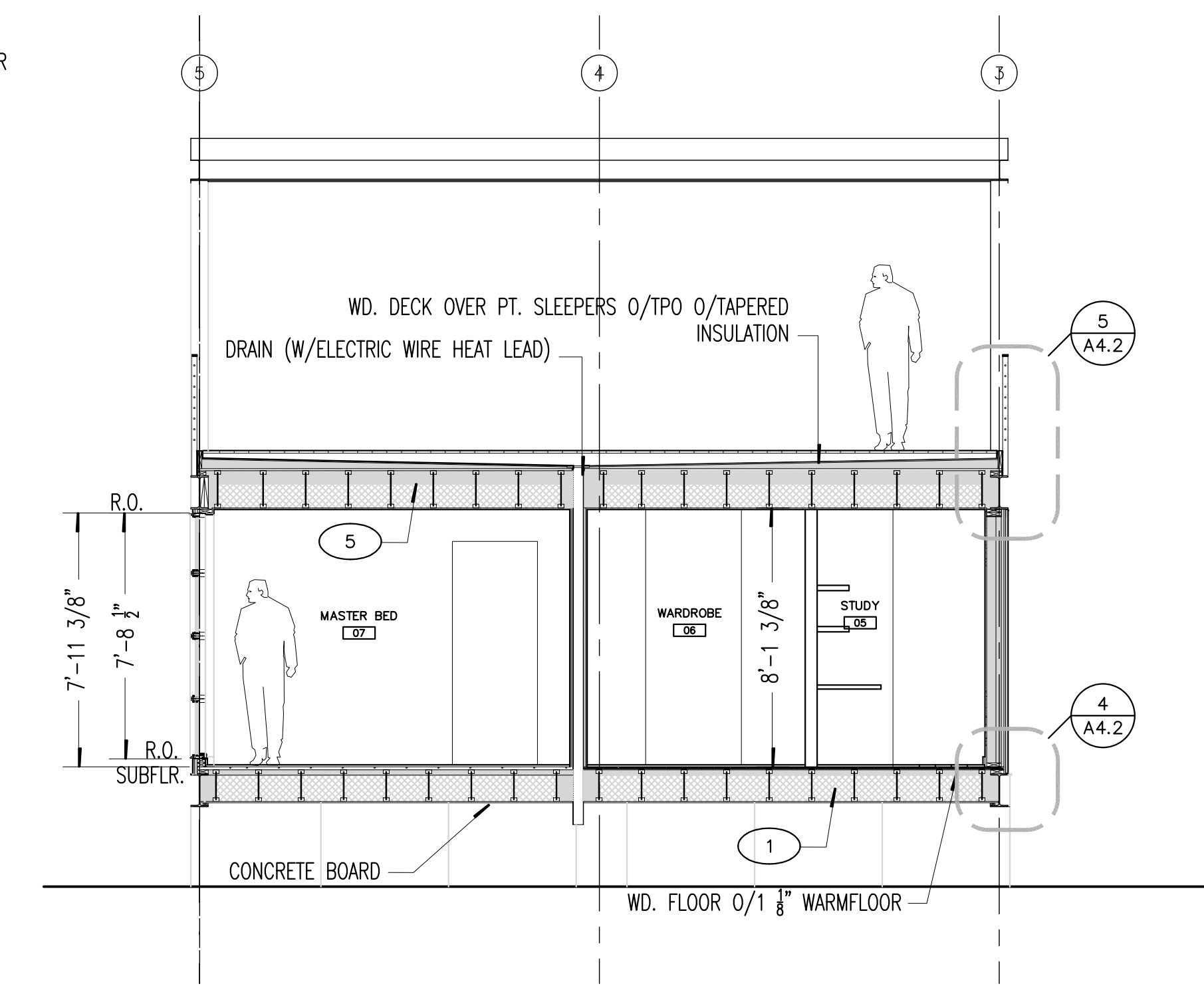
7 SECTION DETAIL
1-1/2"=1'-0" pratt-fp1



5 RAIL DETAIL
1-1/2"=1'-0" pratt-fp1



2 BLDG. SECTION
1/4"=1'-0" pratt-fp1




1 BLDG. SECTION
1/4"=1'-0" pratt-fp1

REVIEWED
FOR
CODE
COMPLIANCE
02/28/2023

Robb
Studio
Inc.

6197 S. GALLUP ST. LITTLETON, CO 80120
303-303-906-4430

robb.studio@gmail.com



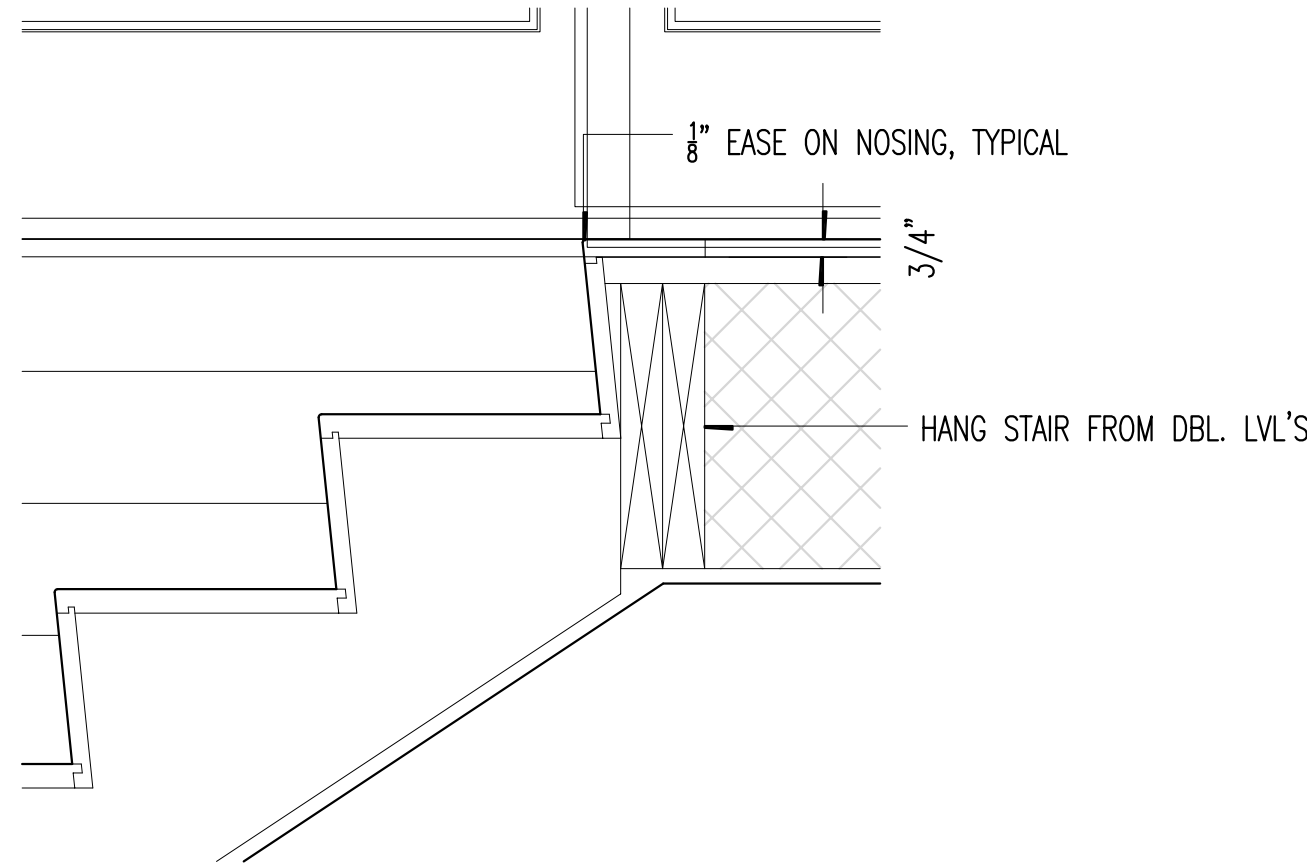
COPYRIGHT 2023 ANY UNAUTHORIZED
USE OF THESE DOCUMENTS IS
PROHIBITED WITHOUT THE WRITTEN
CONSENT OF: ROBB STUDIO INC.

26730 County Road 14
Steamboat Springs, CO 80487

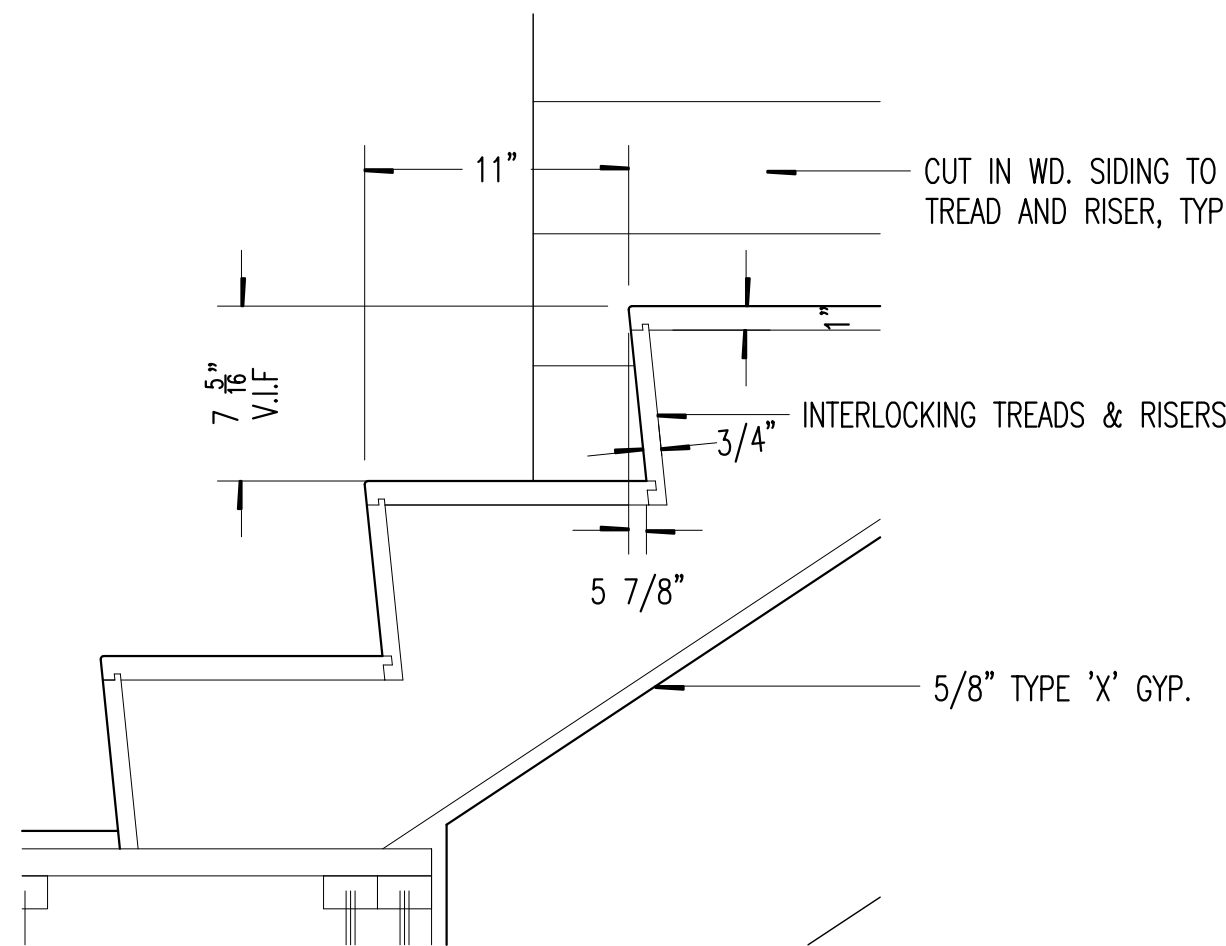
ISSUED FOR DATE
CONSTRUCTION 09/23/22

PROJECT NO. DATE
PRATT CABIN 04/09/22
DRAWN CHECKED
DR
SHEET TITLE
STAIRS
SHEET NO.

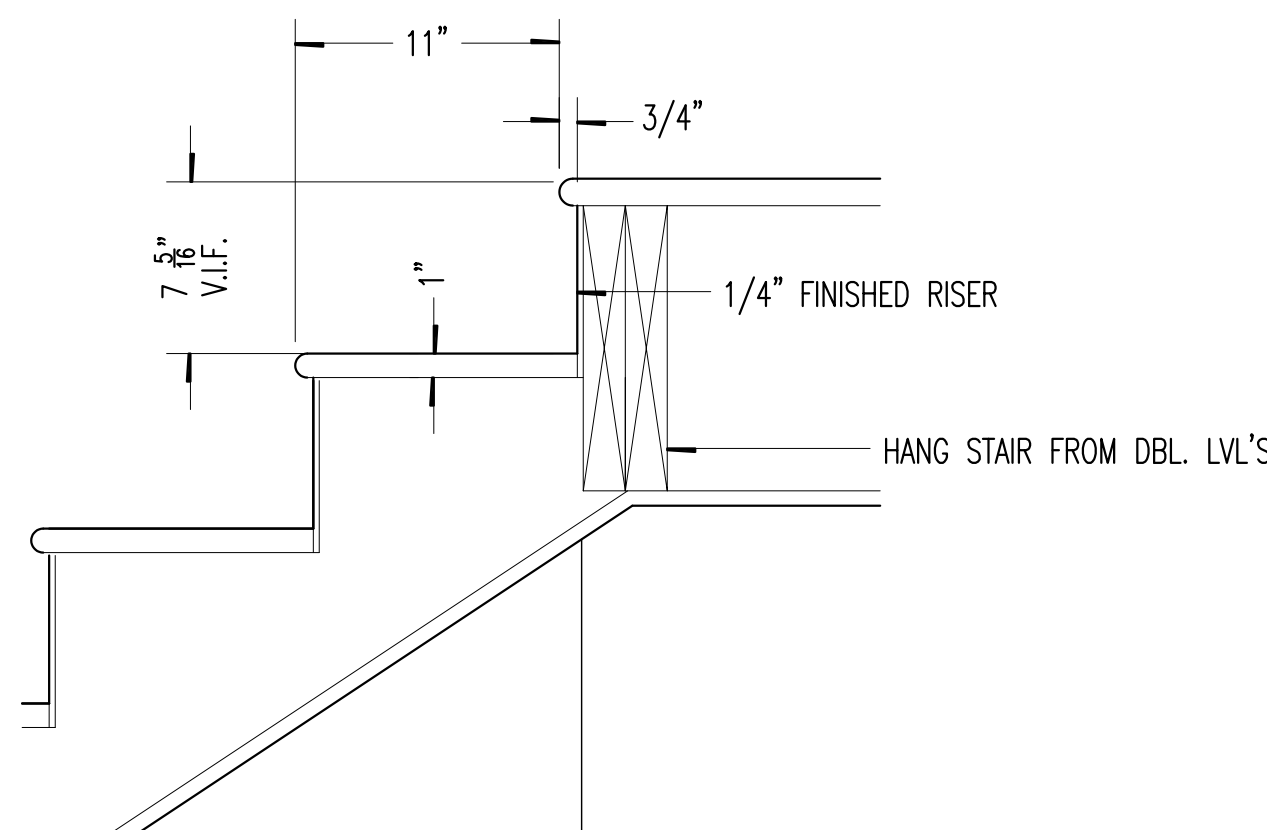
A7.1



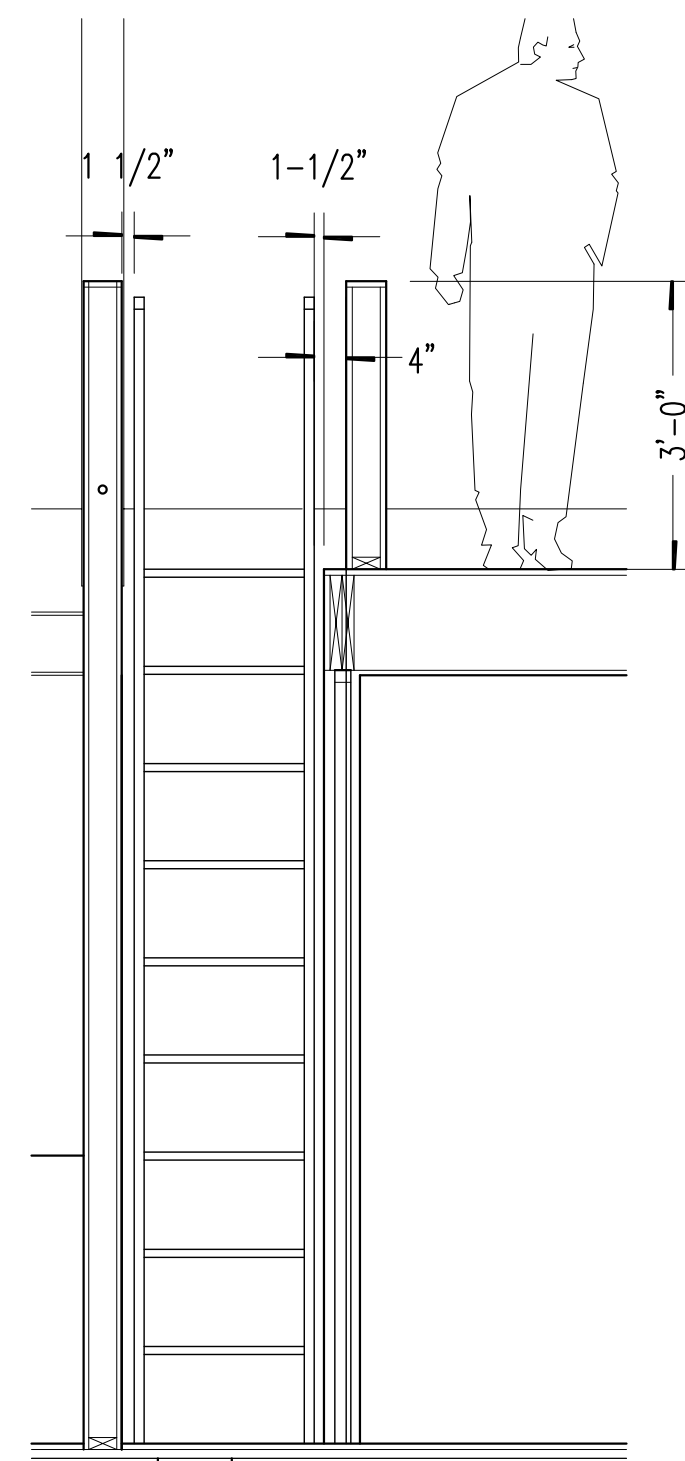
5 STAIR DETAIL
1 1/2"=1'-0"



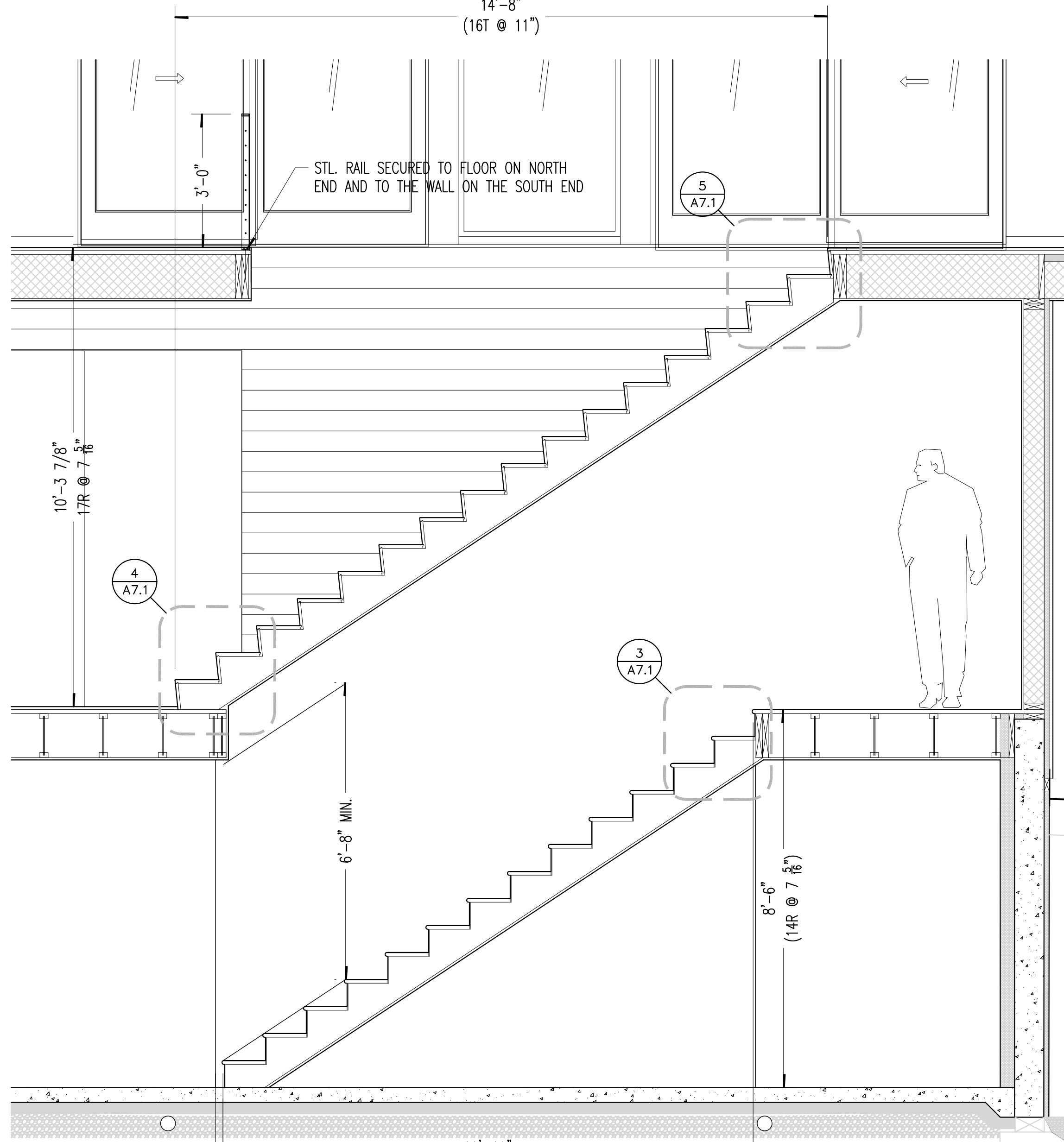
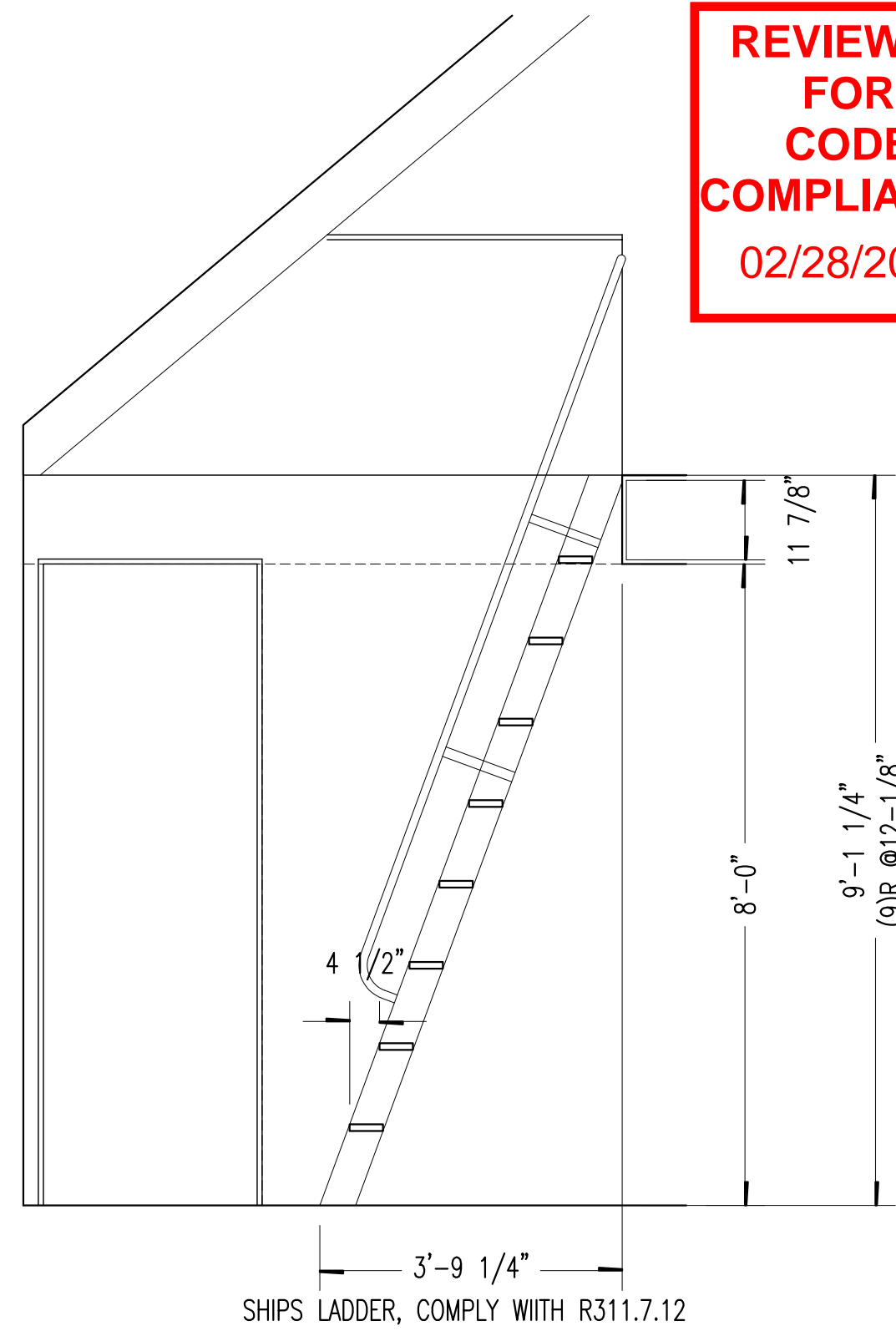
4 STAIR DETAIL
1 1/2"=1'-0"



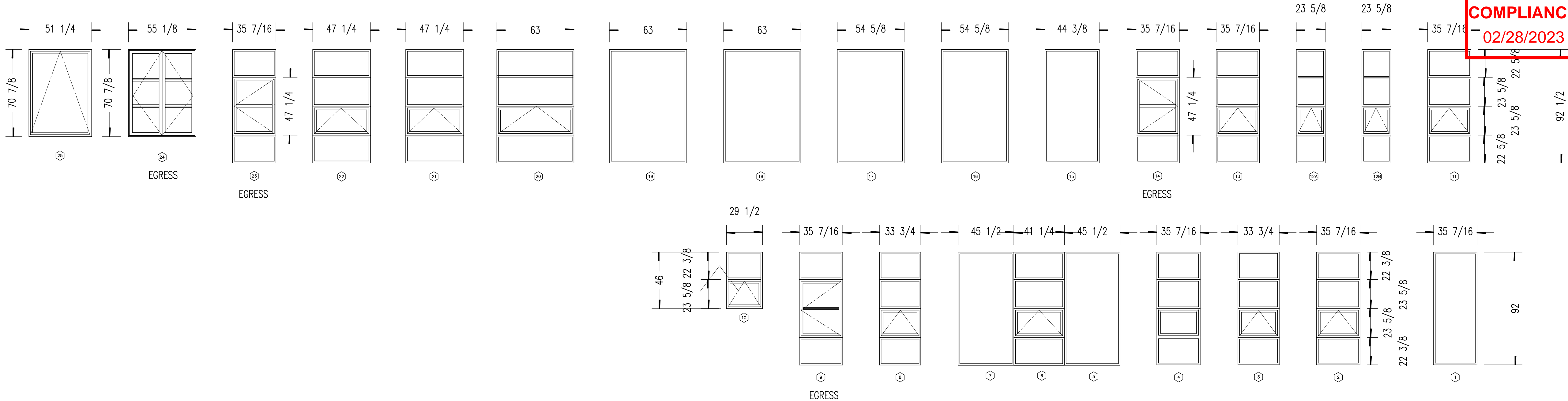
3 STAIR DETAIL
1 1/2"=1'-0"



2 SHIPS LADDER
1/2"=1'-0"



1 STAIR SECTION
1/2"=1'-0"



2 WINDOWS

1/4"=1'-0" pratt-fp1

WINDOW SCHEDULE PRATT-STEAMBOAT_01.09.23

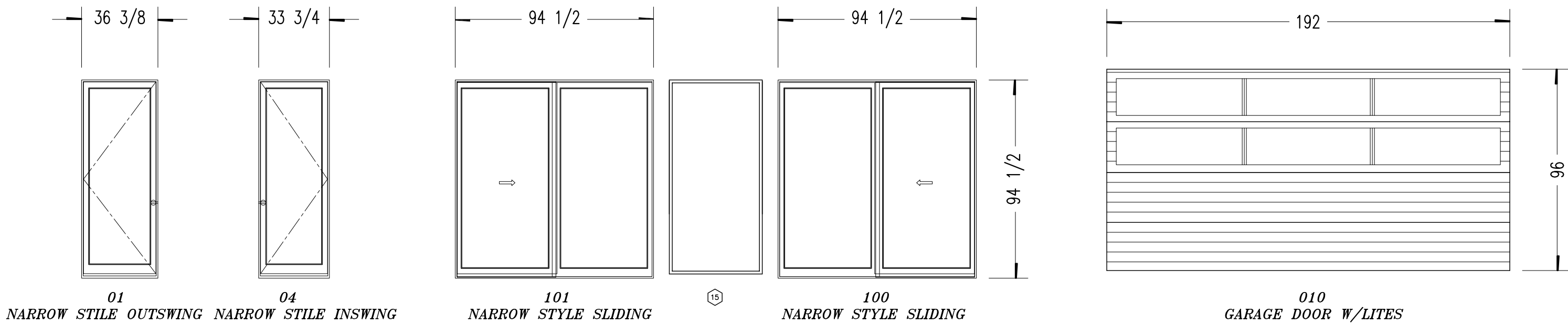
OPENING	TYPE	FRAME WIDTH	FRAME HEIGHT	R.O. HEADER HT. FROM SUB-FLR. U.N.O.	REMARKS
1	FIXED	35 7/16"	92"	7'-11 3/8"	
2	MULLED FIXED/ AWNING	35 7/16"	92"	7'-11 3/8"	SEE MULLED ELEVATION A9.1, TYPICAL
3	MULLED FIXED/ AWNING	33 3/4"	92"	7'-11 3/8"	
4	MULLED FIXED/ AWNING	35 7/16"	92"	7'-11 3/8"	
5	FIXED	45 1/2"	92"	7'-11 3/8"	
6	MULLED FIXED/ AWNING	41 1/4"	92"	7'-11 3/8"	
7	FIXED	45 1/2"	92"	7'-11 3/8"	
8	FIXED	33 3/4"	92"	7'-11 3/8"	
9	MULLED FIXED/ CASEMENT	35 7/16"	92"	7'-11 3/8"	EGRESS-VERIFY MFGR. MEETS 2018 IRC R310.2
10	DIVIDED AWNING**	29 1/2"	46"	7'-11 3/8"	**WET LOCATION- DISCUSS OPTIONS; ALIGN MULLIONS WITH ADJACENT WINDOW #9
11	DIVIDED AWNING	35 7/16"	92 1/2"	7'-9"	SEE MULLED ELEVATION A9.1, TYPICAL
12A	MULLED FIXED/ AWNING	23 5/8"	92 1/2"	7'-9"	
12B	MULLED FIXED/ AWNING				
13	MULLED FIXED/ AWNING	23 5/8"	92 1/2"	7'-9"	
14	MULLED FIXED/ CASEMENT	35 7/16"	92 1/2"	7'-9"	EGRESS-VERIFY MFGR. MEETS 2018 IRC R310.2
15	FIXED DIRECT SET	44 3/8"	92 1/2"	7'-9"	
16	FIXED DIRECT SET	54 5/8"	92 1/2"	7'-9"	EGRESS-VERIFY MFGR. MEETS 2015 IRC R310.2
17	FIXED DIRECT SET	55 1/8"	92 1/2"	7'-9"	
18	FIXED DIRECT SET	63"	92 1/2"	7'-9"	
19	FIXED DIRECT SET	63"	92 1/2"	7'-9"	
20	MULLED FIXED/ AWNING	63"	92 1/2"	7'-9"	
21	MULLED FIXED/ AWNING	47 1/4"	92 1/2"	7'-9"	
22	MULLED FIXED/ AWNING	47 1/4"	92 1/2"	7'-9"	
23	MULLED FIXED/ CASEMENT	35 7/16"	92 1/2"	7'-9"	EGRESS-VERIFY MFGR. MEETS 2018 IRC R310.2
24	FRENCH CASEMENT	55 1/8"	70 7/8"	8'-2 1/8"	*R.O. FROM SUBFLR. OF MEZZ.
25	AWNING	51 1/4"	70 7/8"	17'-4 1/8"	MOTORIZED OPENER w/ remote

NOTES: LOEWEN METAL CLAD TRIPPLE PANE WOOD WINDOWS W/LOW-E GLAZING AND SCREENS. **WINDOW U-VALUES SHALL AVERAGE 0.20 NOT TO EXCEED U- 0.30** MFGR VERIFY ALL TEMPERING REQUIREMENTS FOR ALL UNITS. CONTEMPORAY HARDWARE, SATIN NICKEL, VERIFY, CONTEMPORY PROFILES FOR WINDOW FRAMES. FINISH TO BE CLEAR DOUGLAS FIR., EXTERIOR CLADDING FROM MFGR. STANDARD COLOR CHART.

DOOR SCHEDULE PRATT-STEAMBOAT_10.17.22

OPENING	TYPE	MATERIAL	NOMINAL WIDTH	HEIGHT	THICKNESS	HARDWARE TYPE	REMARKS
O1	ENTRY-FRENCH OUTSWING	CLAD	3'-0"	8'-0"	2 1/4"	DEADBOLT	
O2	GARAGE PASSAGE	20 MIN.*	3'-0"	8'-0"	1-3/4"	DEADBOLT	20 MIN. FIRE RATED DOOR EQUIPPED WITH SELF-CLOSING DEVISE, CLAD IN CEDAR ON INSIDE FACE TO MATCH WALL
O3	CLOSET PAIR	WD	2'-6"	7'-0"	1-3/8"	PRIVACY	MAGNETIC HEAD LATCH, LOW PROFILE PULLS
O4	FRENCH INSWING	WD	2'-8"	8'-0"	2 1/4"	DEADBOLT	
O5	SOLID CORE PIVOT	WD	3'-2"	8'-0"	1-3/4"	LATCH/LOCK	RIXON HARDWARE, CUSTOM STL. PULL, ROLLER LATCH(S) IN JAMB
O6	NOT USED						
O7	OVERHEAD ROLLING	WD	2'-10"	8'-0"	1-3/8"	T.B.D.	
O8	POCKET	WD	2'-6"	7'-0"	1-3/8"	PRIVACY	
O9	NOT USED						
O10	GARAGE DOOR	WD CLAD	16'-0"	8'-0"	2" +	ELECTRICL OPENER	INSULATED, CLAD IN HORRIZONTAL RED T&G CEDAR
O11	PASSAGE	20 MIN.*	3'-0"	8'-0"	1-3/4"	KEY LOCK	20 MIN. FIRE RATED DOOR EQUIPPED WITH SELF -CLOSING DEVICE
100	FRENCH SLIDING	WD	8'-0"	8'-0"	2 1/4"	LOCKABLE	TRIPPLE GLAZED
101	FRENCH SLIDING	WD	8'-0"	8'-0"	2 1/4"	LOCKABLE	TRIPPLE GLAZED
102	PASSAGE	WD	2'-8"	8'-0"	1-3/4"	PRIVACY	
103	POCKET	WD	2'-6"	7'-0"	1- 3/8"	PRIVACY	
104	POCKET	WD	2'-6"	7'-0"	1- 3/8"	PRIVACY	
105	POCKET	WD	2'-6"	7'-0"	1- 3/8"	PRIVACY	
106	PASSAGE	WD	2'-8"	8'-0"	1-3/4"	PRIVACY	

NOTE: ALL INTERIOR WOOD DOOR SOLID TO BE SOLID CORE. CAREFULLY REVIEW DRAWINGS TO CORRECT SWING TYPES. HARDWARE FINISH - SATIN STAINLESS. EXTERIOR DOORS- **AVERAGE U-VALUE .21**




1 EXTERIOR DOORS

1/4"=1'-0" pratt-fp1

Robb Studio Inc.

6197 S. GALLUP ST. LITTLETON, CO 80120
O/C-303-908-4430
robb.studio@gmail.com



COPYRIGHT 2022 ANY UNAUTHORIZED USE OF THESE DOCUMENTS IS PROHIBITED WITHOUT THE WRITTEN CONSENT OF: ROBB STUDIO INC.

26730 County Road 14
Steamboat Springs, CO 80487

ISSUED FOR DATE

CONSTRUCTION 09/23/22

PROJECT NO. PRATT CABIN 04/09/22
DRAWN DR
SHEET TITLE
DOORS/WINDOWS/SCHEDULES
SHEET NO.

A8.1