



# STAGECOACH MOUNTAIN RANCH

WATER & SANITARY SEWER MASTER PLAN

FEBRUARY 14, 2025

Prepared by:

**Kimley»Horn**

## TABLE OF CONTENTS

|  |    |
|--|----|
| INTRODUCTION.....  | 3  |
| PROJECT DESCRIPTION.....                                   | 3  |
| DEVELOPMENT LOCATION .....                                 | 3  |
| DESCRIPTION OF PROPERTY & LAND USE .....                   | 4  |
| RESIDENTIAL DEVELOPMENT .....                              | 6  |
| RECREATIONAL AMENITIES .....                               | 6  |
| EQUIVALENT RESIDENTIAL UNIT CALCULATION .....              | 6  |
| OCCUPANCY RATE .....                                       | 9  |
| POTABLE WATER SYSTEM.....                                  | 9  |
| EXISTING MCMWSD WATER SYSTEM .....                         | 9  |
| WATER RIGHTS .....   | 10 |
| RESIDENTIAL & NON-RESIDENTIAL POTABLE WATER DEMAND.....    | 10 |
| IRRIGATION DEMAND.....                                     | 12 |
| WATERY SYSTEM HYDRAULIC MODELING .....                     | 13 |
| SUMMARY OF WATERY SYSTEM HYDRAULIC MODELING RESULTS .....  | 17 |
| WATER SYSTEM INFRASTRUCTURE .....                          | 17 |
| OVERALL WATER SYSTEM IMPACT .....                          | 19 |
| NON-POTABLE WATER SYSTEMS.....                             | 19 |
| SANITARY SEWER SYSTEM .....                                | 20 |
| EXISTING MCMWSD SEWER SYSTEM.....                          | 20 |
| SANITARY SEWER FLOWS.....                                  | 21 |
| SANITARY SEWER SYSTEM HYDRAULIC MODELING .....             | 21 |
| SUMMARY OF SANITARY SEWER HYDRAULIC MODELING RESULTS ..... | 23 |
| WASTEWATER TREATMENT FACILITY CAPACITY ANALYSIS .....      | 24 |
| SANITARY SEWER INFRASTRUCTURE .....                        | 25 |
| OVERALL SANITARY SEWER SYSTEM IMPACT.....                  | 26 |
| CONCLUSION .....   | 26 |
| REFERENCES.....  | 28 |

APPENDIX A – PROPOSED ANNEXATION INTO MCMWSD

APPENDIX B – DEVELOPMENT AREA LAYOUT & PHASING PLAN

APPENDIX C – EQUIVALENT SINGLE-FAMILY UNIT ASSESSMENT SCHEDULE

APPENDIX D – POTABLE WATER SYSTEM

APPENDIX E – SANITARY SEWER SYSTEM

APPENDIX F – MCMWSD CONDITIONAL COMMITMENT LETTER



## INTRODUCTION

This Water & Sanitary Sewer Master Plan has been prepared for the proposed Stagecoach Mountain Ranch (“Development/SMR”) located in Routt County, Colorado. The Development is planned to be a 6,040-acre privately owned residential development near the Stagecoach Reservoir. The Development seeks to create a forward-thinking model for residential and recreational development with a focus on sustainability, conservation, wildlife protection, and protection of skylines and night skies. Upon buildout, the Development is anticipated to consist of single and multi-family residential housing, commercial and amenity spaces, ski runs/operations, and open spaces.

The purpose of this report is to accompany the Preliminary Plan submittal for Routt County, produced in collaboration between Discovery Land Company (“Owner”), Design Workshop, and Kimley-Horn, to outline the anticipated water and sanitary sewer demand projections and preliminary hydraulic designs for the Development. All calculations and assumptions listed within this report directly affect the infrastructure needs and overall costs for the Development. All demand projections, supply sources, and infrastructure sizing should be reevaluated during the design phase to ensure that the assumptions listed within this report are adequate and meet Morrison Creek Metropolitan Water & Sanitation District (MCMWSD) requirements.

Analysis regarding projected demands for the Development’s potable water and sanitary sewer systems are outlined throughout this report. Demand projections for the Development have been evaluated to understand their impacts on the available water rights and existing MCMWSD systems. All water and sanitary sewer infrastructure sizing and locations are preliminary and will be finalized during the design of each subdivision filing.

## PROJECT DESCRIPTION

### DEVELOPMENT LOCATION

SMR will be created on two (2) separate properties consisting of approximately 6,040 acres located within Routt County, Colorado in the Stagecoach area. The Ski Mountain property, generally referred to as the Stagecoach Ski Area, located on the northwest end of Green Ridge includes approximately 5,149 acres outlined within this report for both planned (4,168 acres) and future (981 acres) development. Stetson Ranch property includes 891 acres of ranching land fronting County Road 14 and situated along 2.1 miles of the Yampa River. More specifically, the Development and proposed utility infrastructure will be located within the following:

- Sections 6, 7, 8, 17, 18, & 19 of Township 3 North, Range 84 West of the 6<sup>th</sup> P.M.
- Sections 1, 2, 11, 12, 13, 14, 23, 24, 25, & 26 of Township 3 North, Range 85 West of the 6<sup>th</sup> P.M.
- Sections 31 & 32 of Township 4 North, Range 84 West of the 6<sup>th</sup> P.M.
- Section 36 of Township 4 North, Range 85 West of the 6<sup>th</sup> P.M.

The Development is predominantly bounded by undeveloped agricultural and forestry lands with a mix of residential, commercial, and planned unit development areas to the northeast along with the Stagecoach Reservoir to the north. County Roads 14 & 16, Colorado State Highway 131, Phippsburg, and Oak Creek are located within proximity of the Development.

Currently, 1,457 acres of the Development are located within the MCMWSD service boundary. MCMWSD and the Development Owner are in the process of establishing an annexation agreement for approximately an additional 3,480 acres of the Development land. More specifically, the annexation agreement will encompass the parcels of land located in Sections 18 & 19 of Township 3 North, Range 84 West of the 6<sup>th</sup> P.M. (~600 acres), and Sections 11, 13, 14, 23, 24, 25, & 26 of Township 3 North, Range 85 West of the 6<sup>th</sup> P.M (~2,880 acres). Refer to **Appendix A** for a depiction of the service area boundaries and geographic extents of the Development.

## DESCRIPTION OF PROPERTY & LAND USE

The proposal for SMR is a master planned residential development consisting of a total of 648 residential units which includes 613 residential units to be constructed on a portion of approximately 5,059 acres with an additional 35 residential units outlined for future development on a portion of approximately 981 acres. Additional components of the Development are the extensive recreational amenities that will be offered to the residents of SMR as well as the development of public amenities and services for the Stagecoach community, such as a public neighborhood commercial center, recreational trails and parks, housing, and upgrades to roads and infrastructure. Implementing this Development is expected to be a major contributor to the economic development of South Routt County, replacing lost property tax base and jobs as the area transitions from the coal-based economy that has been the primary economic driver for the past 100 years. The Development plan incorporates land uses and directives of both the *Stagecoach Community Plan* and *Routt County Master Plan* as well as provides economically viable framework for the Stagecoach community to become a Tier 2 growth area within Routt County.

Currently, the Ski Mountain and Stetson Ranch properties are zoned and platted for Commercial, Planned Unit Development (PUD), High Density Residential (HDR), and Agricultural/Forestry (AF). On the Ski Mountain property, two (2) parcels of approximately 2.14 acres zoned PUD, which permits the construction of 10,000 square feet of commercial space and a gas station. Two (2) other parcels total to approximately 16.75 acres, zoned commercial, are approved for the construction of a 13,300 square feet ski lodge with 178 space parking lot, and the existing maintenance facilities for the existing private ski mountain. An additional 14.70 acres of the Ski Mountain property represents HDR zoning, which permits one (1) dwelling unit per 3,000 square feet of land area. The balance of the Ski Mountain property includes approximately 5,115 acres zoned AF, consisting of approximately 4,134 and 981 acres associated with the areas outlined within this report for planned and future development, respectively, which permits residential development at one (1) dwelling unit per 35 acres. The Stetson Ranch property includes approximately 891 acres zoned AF. However, an existing conservation easement held by the Colorado Cattlemen's Agricultural Land Trust consisting of 652 acres is associated with Stetson Ranch property, leaving 239 acres located north of County Road 14 for further development.

The two (2) properties of the Development are anticipated to be divided amongst five (5) major planned development areas identified as follows: Base Area, Mid Mountain, Flat Tops, Mountain, and Stetson. Mountain and Stetson development areas will be included as part of a Land Preservation Subdivision (LPS). In addition, the approximate 981 acres located in the southern portion of the Ski Mountain property has been designated for potential future development with a yield of 35 residential lots as part of a LPS. This area, referred to as "Future Development Area", has been included throughout this report and hydraulic analysis to understand any potential hydraulic implications of the development area.

A total of 785 residential units are anticipated to be developed as part of SMR, which includes 613 planned residential units, 137 workforce housing units, and 35 future residential units outlined within the Future Development Area. In addition, a total of 28 non-residential units are anticipated to be developed. **Table 1**, shown below, details the residential and non-residential unit breakdown for the Development in respect to each development area.

**Table 1: Development Unit Breakdown**

| Property   | Development Area                     | Residential <sup>1</sup> | Non-Residential |
|--|--------------------------------------|--------------------------|-----------------|
|  |                                      | (EA)                     | (EA)            |
| Ski Mountain   | Base Area <sup>2</sup>               | 189                      | 17              |
|  | Mid Mountain                         | 124                      | 1               |
|  | Flat Tops                            | 233                      | 5               |
|  | Mountain (LPS)                       | 60                       | 1               |
|  | Future Development Area <sup>4</sup> | 35                       | -               |
| Stetson Ranch  | Stetson (LPS) <sup>3</sup>           | 7                        | 4               |
| <b>Total SMR Units</b>                                 |                                      | <b>648</b>               | <b>28</b>       |
| Workforce Housing Units <sup>5</sup>                   |                                      | 137                      | -               |
| <b>Total Units</b>                                     |                                      | <b>785</b>               | <b>28</b>       |
| <b>Total Units Serviced by MCMWSD <sup>2,3,4</sup></b> |                                      | <b>778</b>               | <b>24</b>       |

(1) Table does not differentiate between the various types of unit classifications.

(2) The Greenhouse and Horse Barn will only require water services from MCMWSD, while sanitary sewer demand and service is not anticipated for the Green House and service for the Horse Barn's anticipated sewer demand will be provided by an onsite septic system; therefore, a total of 24 non-residential units will be serviced by MCMWSD for water and 22 units for sewer.

(3) Stetson units will not be serviced by MCMWSD.

(4) The number of residential and non-residential units to be located within the Future Development Area is subject to change based on development progression.

(5) Workforce Housing units will be in/near the Base Area of the Development.

Phasing of the Development is largely anticipated to be driven by market success and individual lot sales; however, a preliminary phasing plan has been established in respect to the required utility infrastructure to service specific portions of the Development. A total of nine (9) phases are planned to occur upon the completion of an early activation period. The early activation period will consist of temporary workforce housing, ski runs/operations, a base village lodge, and parking as well as any utilities required for these infrastructure items. **Table 2**, shown below, outlines the anticipated number of residential units to occur per phase of the Development.

**Table 2: Development Unit Breakdown Per Phase**

| Development Area       | Residential <sup>1</sup> | Non-Residential |
|------------------------|--------------------------|-----------------|
|                        | (EA)                     | (EA)            |
| Phase 1 <sup>2</sup>   | 203                      | 17              |
| Phase 2-A              | 147                      | 1               |
| Phase 2-B              | 73                       | -               |
| Phase 3-A <sup>3</sup> | 84                       | 2               |
| Phase 3-B              | 51                       | 1               |
| Phase 4                | 52                       | 1               |
| Phase 5                | 21                       | -               |
| Phase 6                | 69                       | -               |
| Phase 7                | 47                       | 1               |
| Phase 8                | 31                       | 1               |
| Phase 9                | 7                        | 4               |
| <b>Total</b>           | <b>785</b>               | <b>28</b>       |

(1) Table does not differentiate between the various types of unit classifications.

(2) All residential workforce housing units (137 units) are anticipated to be constructed during Phase 1 of the Development.

(3) The number of residential and non-residential units to be located within the Future Development Area are subject to change based on development progression.

Refer to **Appendix B** for illustrations of the proposed development areas, residential land use plan, and phasing plan. At this time, the potable water, non-potable water, and sanitary sewer systems outlined throughout this report are based on overall buildout conditions for the Development.

## RESIDENTIAL DEVELOPMENT

The residential development plan for SMR is proposed to include 67 large single-family lots as part of a LPS with an additional 35 lots located within the Future Development Area. In addition, a total of 546 units are proposed to be comprised of single detached homes, duplexes, multi-family townhomes, and condominiums discreetly placed on the Ski Mountain property to manage the impacts and compatibility with the existing Routt County character. Approximately 99% of the residential development is anticipated to be located on the Ski Mountain property and 1% at the Stetson Ranch property. Of the total planned area to be developed of 4,407 acres, excluding the existing 652-acre conservation easement located in Stetson and 982-acre Future Development Area, approximately 3,285 acres or 75% will be considered open space consisting of both active and passive uses.

In addition, 137 workforce housing units will be provided, in order to meet the requirements for both Essential and Employee housing per the *Routt County Unified Development Code* (UDC). Workforce housing will be located on the Ski Mountain in the Community Marketplace and Gateway Buildings as well as at the proposed Double Creek and Middle Creek Meadows subdivisions. Double Creek and Middle Creek Meadows subdivision areas will encompass approximately 10.81 and 6.37 acres, respectively, located along County Road 212.

## RECREATIONAL AMENITIES

SMR will offer a variety of recreational activities to the residents of the Development that will be operated by the Homeowners Association. The activities are expected to include Nordic and Alpine skiing, trails for hiking, biking, and horseback riding, racquet sports, a fitness center with swimming pool, and other recreational amenities, as well as accessory support facilities including a ski lodge and maintenance support facilities. SMR will also continue to maintain agricultural operations on a large portion of the Stetson Ranch property.

The expansion of the existing ski mountain is the primary recreational feature. Currently, the existing private ski mountain operates under an existing Special Use Permit (SUP) 94-228. Since the SUP was first permitted, the mountain property holdings have increased, and the proposal plan is to provide additional ski lifts, terrain, and snowmaking.

## EQUIVALENT RESIDENTIAL UNIT CALCULATION

Equivalent Residential Unit (EQR), as utilized by MCMWSD, has been used in developing water and sanitary sewer demand projections for the Development based on the variety of proposed connections. The use of EQRs provides a means of comparison between both residential and non-residential land uses by placing a quantity or ratio of the difference between the land uses as compared to the overall classification of 1.0 EQR that MCMWSD outlines, thus EQRs are universal between water and sanitary sewer demands in respect to land use type. MCMWSD defines one EQR as a single-family residential home comprised of 3-bedrooms and 2-bathrooms with a building size of less than 2,500 square feet and lot size of less than 0.25 acres. Currently, MCMWSD estimates 1.0 EQR in their water and sanitary sewer systems being equal to a demand/flow of 200 and 180 gallons per day (GPD), respectively.

The classification of 1.0 EQR that MCMWSD established has been utilized to develop a framework of EQR factors in respect to each land use type for the Development. Residential EQR factors have been formulated based on the proposed building size in comparison to the 2,500 square feet MCMWSD classifies for 1.0 EQR. Preliminary maximum home sizes for detached single family lots have been assigned by development area. These are subject to change as development progresses; however, the maximum home size is anticipated be to 17,500 square feet. **Table 3**, below, details the maximum home size and the calculated EQR factor for each development area and unit type that are used in the water and wastewater demand calculations.

**Table 3: Stagecoach Mountain Ranch Residential EQR Factors**

| Development Area                                    | Maximum Unit Size | ERQ Factor |
|---|-------------------|------------|
|   | (SQ. FT)          |            |
| Single Family Units                                 |                   |            |
| Base Area   | 7,500             | 3.0        |
| Mid Mountain  | 10,000            | 4.0        |
| Flat Tops   | 11,500            | 4.6        |
| Mountain (LPS)                                      | 17,500            | 7.0        |
| Stetson (LPS)                                       | 17,500            | 7.0        |
| Future Development Area (LPS)                       | 17,500            | 7.0        |
| Other Unit Types <sup>1</sup>                       |                   |            |
| Cabins  | 5,000             | 2.0        |
| Condos  | 4,500             | 1.8        |
| Ski Villas / Duplex                                 | 4,200             | 1.68       |
| Workforce Housing (Double Creek)                    | 2,500             | 1.0        |
| Workforce Housing (Community Marketplace & Gateway) | 1,250             | 0.5        |
| Workforce Housing (Middle Creek Meadows)            | 2,500             | 1.0        |

(1) Maximum unit size will be the same for all areas of the Development.

Non-residential EQR factors were developed utilizing the *Winter Park Water & Sanitation District Rules and Regulations* as a reference for each of the proposed land uses. Winter Park Water & Sanitation District had established an “Equivalent Single Family Unit Assessment Schedule” that denotes an identical EQR of 1.0 for a 3-bedroom and 2-bathroom home, refer to **Appendix C**. Kimley-Horn believes that this assessment schedule provides a conservative basis for developing non-residential EQR factors for the Development based on the similarity between the two district’s classification of 1.0 EQR. **Table 4**, shown below, details the EQR factors for the non-residential areas within the Development.

**Table 4: Stagecoach Mountain Ranch Non-Residential EQR Factors**

| Land Use Type                           | Building/Amenity Size | EQR Factor |
|---|-----------------------|------------|
|   | (SQ. FT)              | (EQR/Unit) |
| <b>Base Area</b>                        |                       |            |
| Community Marketplace                   | 4,000                 | 2.00       |
| Gateway Building                        | 8,000                 | 23.50      |
| Marketplace Apartment Building          | 9,000                 | 26.50      |
| Marketplace Day Care                    | 3,000                 | 1.00       |
| Base Village                            | 49,175                | 24.59      |
| Spa & Wellness                          | 16,300                | 24.45      |
| Back of House (BOH)                     | 9,700                 | 4.85       |
| Residential Services / Administration   | 20,000                | 15.00      |
| Ski Maintenance                         | 22,500                | 3.38       |
| Pool Clubhouse                          | 6,000                 | 17.50      |
| Indoor Basketball & Fields              | 10,000                | 15.00      |
| Indoor Pickleball & Courts              | 14,200                | 21.30      |
| Sports Courts Clubhouse                 | 8,300                 | 24.40      |
| Farm Restaurant                         | 3,000                 | 8.50       |
| Farm Maintenance                        | 2,500                 | 0.38       |
| Greenhouse <sup>2</sup>                 | 1,500                 | 0.23       |
| Horse Barn <sup>2</sup>                 | 4,000                 | 0.60       |
| <b>Mid Mountain</b>                     |                       |            |
| Mid Mountain Lodge                      | 11,000                | 32.50      |
| <b>Flat Tops</b>                        |                       |            |
| Fire Station                            | 6,500                 | 0.98       |
| Trash Collection & Residential Services | 6,500                 | 0.98       |
| Day Lodge A                             | 44,000                | 131.50     |
| Day Lodge B                             | 6,000                 | 17.50      |
| Day Lodge C                             | 6,000                 | 17.50      |
| <b>Mountain (LPS)</b>                   |                       |            |
| Day Lodge D                             | 6,000                 | 17.50      |
| <b>Stetson (LPS) <sup>3</sup></b>       |                       |            |
| Ranch Clubhouse                         | 5,000                 | 14.50      |
| Existing Cottage                        | 1,500                 | 4.00       |
| Equestrian Facility                     | 5,000                 | 0.75       |
| Maintenance Building                    | 1,500                 | 0.23       |

- (1) Calculated based on the "Equivalent Single Family Unit Assessment Schedule" from the Winter Park Water & Sanitation District Rules & Regulations.
- (2) The Greenhouse and Horse Barn will only require water services, while sanitary sewer demand and service is not anticipated for the Green House and service for the Horse Barn's anticipated sewer demand will be provided by an onsite septic system.
- (3) Stetson lots to be serviced by individual wells and septic systems. Not anticipated to be annexed into MCMWSD.



## OCCUPANCY RATE

Occupancy rates for the Development have been analyzed to completely understand the maximum demands the Development will observe to ensure adequate infrastructure sizing of the water and sanitary sewer systems.

The Development is anticipated to be comprised predominantly of secondary homeowners (~90%) with only a small portion of lots being utilized as primary residences (~10%). The *Stagecoach Mountain Resort Economic & Fiscal Impact Analysis* describes that on average secondary homeowners will reside at the Development between 20-25 days per year, approximately a 5-7% residential occupancy rate. The analysis also shows at full buildout the annual daily average occupancy will be approximately 17% of the Development.

Similar developments, specifically a residential development consisting of a near 15,200-acre private community and ski resort in Big Sky, Montana, have a similar residential make up and are expected to yield comparable occupancy rates. The Big Sky development has observed an average residential occupancy rate of 16% with a maximum month rate of 34% based on 2022 data. Residential occupancy rates from the Big Sky development were utilized as a frame of reference for the proposed Development with the addition of a factor of safety to account for difference in use, size, and location between the two developments.

Therefore, for the purposes of ensuring adequate sizing of water and sewer infrastructure, a maximum residential occupancy rate of 50% has been proposed for this Development and is applied to the demand analysis described within this report. It is expected that a residential occupancy rate of 50% will not be exceeded during the lifetime of this Development. Workforce housing is considered to be completely occupied year-round for this analysis.

Non-residential land uses are assumed to already take into consideration the maximum occupancy for the Development and therefore do not utilize a specific occupancy rate in the demand analysis. Irrigation demands throughout the development also do not consider occupancy rates as all irrigation systems will be automatic and run regardless of occupancy to ensure proper maintenance of landscaping during the irrigation season.

## POTABLE WATER SYSTEM

### EXISTING MCMWSD WATER SYSTEM

Potable water for the Development will be supplied from MCMWSD. Currently, MCMWSD provides central water service to approximately 390 EQR with an additional reserved demand consisting of 700 EQR for Legacy Lots, 83 EQR for Landaulet, and 233 EQR for Tailwaters. In addition, approximately 121 homes are currently serviced by individual wells. Existing MCMWSD water infrastructure includes 12 groundwater wells, two (2) 500,000-gallon water storage tanks, two (2) booster pump stations, and about 70,000 linear feet (LF) of waterlines with associated appurtenances. However, only one (1) tank and three (3) of the groundwater wells serve the Development area with each well only producing approximately 50 gallons per minute (GPM) sustained. Through discussions with MCMWSD, additional wells will have to be drilled and/or existing wells will need to be rehabilitated to serve the entire Development.

## WATER RIGHTS

Water rights associated with the Development consist of the Stagecoach Ski Base Ditch and Howe Ditch. Both ditches are located within the northern portion of the Base Area near the existing ski lodge. The Stagecoach Ski Base Ditch has a decree amount of 1.0 cubic feet per second (cfs) (~724.4 acre-feet per year (AFY)) for all uses with an absolute right to use the amount for irrigation of 40 acres and a conditional right to use it for recreation, domestic, snowmaking, and wildlife propagation. The Howe Ditch has a decree amount of 1.66 cfs (1,202.58 AFY) for an absolute right to use for irrigation of 100 acres and domestic use.

It's anticipated that the Development will turn over all water rights to MCMWSD as part of the annexation agreement currently being negotiated. MCMWSD receives its water supply from groundwater wells that pull from the Brown's Park Formation aquifer which has an estimated water storage of 1-2 million acre-feet with a recharge rate of 2,000-3,000 AFY. MCMWSD has also been decreed a water right to divert 9.0 cfs (6,515.75 AFY) from the Stagecoach Reservoir. Through discussions with MCMWSD, the district has sufficient water rights to supply the projected water demands for SMR; however, additional groundwater wells will need to be constructed to service the projected build out demands of the Development. At least two (2) additional wells, with an average production similar to the existing wells of 50 gpm, are needed to service the development, but the development team will work with MCMWSD to understand the desired redundancy of water supply for the district and construct additional wells as needed. It is anticipated that a total of four (4) wells will be added to the MCMWSD to accommodate this development as well as provide redundancy for the overall system.

## RESIDENTIAL & NON-RESIDENTIAL POTABLE WATER DEMAND

The existing MCMWSD water system observes an average day demand of 200 GPD for 1.0 EQR. Anticipated potable water system demands for the Development were formulated based on the average day demand in respect to the EQR factors as shown in **Tables 3 & 4**. The EQR factors multiplied by the number of units equals the total EQRs for that specific land use. The multiplication between the total EQRs and the observed average day demand associated with 1.0 EQR provide the differential between water demands in respect to land use. Based on existing operational conditions within the MCMWSD water system, a peaking factor of 1.4 was used to peak the demands from average day demand to max day demand and a factor of 3.5 was used for average day demand to peak hour demand. Demand calculations followed the process as outlined below:

- Average Day Demand:  $\text{EQR} \times \text{Average Unit Demand} \times \text{Occupancy Rate}$   
*Base Area (Single-Family)*:  $\left(41 \text{ Units} \times 3.00 \frac{\text{EQR}}{\text{Unit}}\right) \times \left(200 \frac{\text{Gallon}}{\text{Day}} \frac{\text{EQR}}{\text{EQR}}\right) \times 50\% = 12,300 \text{ GPD}$
- Max Day Demand:  $\text{Average Day Demand} \times \text{Max Day Peaking Factor}$   
*Base Area (Single-Family)*:  $(12,300 \text{ GPD}) \times (1.4) = 17,220 \text{ GPD}$
- Peak Hour Demand:  $\text{Average Day Demand} \times \text{Peak Hour Peaking Factor}$   
*Base Area (Single-Family)*:  $(17,220 \text{ GPD}) \times (3.5) = 43,050 \text{ GPD}$

**Table 5**, shown below, summarizes the anticipated residential and non-residential potable water demands for the Development. These calculations include the Future Development Area units. Refer to **Appendix D** for detailed potable water demand calculations.



**Table 5: Residential & Non-Residential Potable Water Demands**

| Land Use Type                                | EQR             | Average Day Demand |               | Max Day Demand    |               | Peak Hour Demand    |                 |
|--|-----------------|--------------------|---------------|-------------------|---------------|---------------------|-----------------|
|  |                 | (GPD)              | (AFY)         | (GPD)             | (AFY)         | (GPD)               | (AFY)           |
| Residential                                  | 2077.12         | 216,712.00         | 242.76        | 303,396.80        | 339.86        | 758,492.00          | 849.66          |
| Non-Residential <sup>1</sup>                 | 451.09          | 90,217.50          | 101.06        | 126,304.50        | 141.49        | 315,761.25          | 353.71          |
| <b>Total <sup>1,3</sup></b>                  | <b>2,528.21</b> | <b>306,929.5</b>   | <b>343.82</b> | <b>429,701.30</b> | <b>481.35</b> | <b>1,074,253.25</b> | <b>1,203.38</b> |
| <b>Total Served by MCMWSD <sup>2,3</sup></b> | <b>2,459.73</b> | <b>298,134.50</b>  | <b>333.97</b> | <b>417,388.30</b> | <b>467.56</b> | <b>1,043,470.75</b> | <b>1,168.89</b> |

- (1) A 0.23 EQR difference between the anticipated water and sewer demands is due to the proposed Green House only requiring water service, while sanitary sewer demand and service is not anticipated.
- (2) A 0.82 EQR difference between the anticipated water and sewer demands to be serviced by MCMWSD is due to of the proposed Green House and Horse Barn only requiring water services, while sanitary sewer demand and service is not anticipated for the Green House and service for the Horse Barn's anticipated sanitary sewer demand will be provided by an onsite septic system.
- (3) Potable water demands do not include projected irrigation demands.

### Fire Flow Requirements

The local fire authority presiding over the Development is Oak Creek Fire Protection District (OCFPD) with service being provided from their Stagecoach Station. The potential need for an additional fire station located on the Ski Mountain property is being evaluated and discussed between SMR and OCFPD. The potential fire station has been included in the hydraulic analysis outlined throughout this report.

Oak Creek Fire Chief  
Brady Glauthier  
Oak Creek, CO 80467  
Phone: (970)-761-8141  
Email: chief@oakcreekfire.org

OCFPD has adopted and is enforcing the 2009 International Fire Code (IFC). It's anticipated that all buildings in the Development, including single family residential homes, will be equipped with an approved automatic sprinkler system. According to Section B105 of the IFC, this will result in a fire flow reduction of 50% for one and two-family dwellings with a minimum fire flow and duration of 1,000 gpm for 1 hour for dwellings less than 3,600 square feet. Fire flow and duration for buildings more than 3,600 square feet shall follow the minimums required per Table B105.1 of the IFC. All buildings other than one and two-family dwellings will follow the minimums required per Table B105.1 of the IFC; however, a fire flow reduction of up to 75% is allowed with an approved automatic sprinkler system. A residual pressure of 20 pounds per square inch (psi) will be required to be available during fire flow conditions. Fire flow storage will be incorporated into the proposed water system for the Development at the water storage tank(s).

The Development is anticipated to have a maximum single family home size of 17,500 square feet and will have the highest fire flow requirement for the residential units. Per the requirements listed in Table B105.1 of the IFC, a 17,500 square foot home with an automatic sprinkler system will have a calculated fire flow demand of 1,250 gpm for 2 hours (assuming V-A construction type). A minimum fire flow of 1,500 gpm will be implemented in residential areas and confirmed with MCMWSD and OCFPD during the design phase. Fire flow demands in commercial areas will be agreed upon as the Development progresses and the building sizes are finalized. Fire hydrants will be located and spaced in accordance with both the IFC and Section 30 of the City of Steamboat Springs' *Standard Specifications for Water and Wastewater Utilities* ("Design Standards"). Fire apparatus access roads will be designed in respect to the uniform guidelines outlined in the *Oak Creek Fire Prevention Services Administrative Policy & Procedure Manual*.

## IRRIGATION DEMAND

As part of this study, PW Grosser Consulting (PWGC) conducted an analysis to determine the anticipated residential and non-residential irrigation demands across the extents of the Development. It is anticipated that these irrigation demands will be serviced from the potable water system. The estimated irrigation outputs for the Development were divided into two categories: permanent acreage and temporary acreage. Based on geographic location and anticipated vegetation, temporary irrigation has been assumed to occur for approximately 1-1.5 years to establish the vegetation. Precipitation rates for the area have been analyzed in respect to the National Oceanic and Atmospheric Administration (NOAA) National Weather Service Steamboat Springs station, which is the closest station to the Development. Based on the precipitation data obtained at the station, the local area has experienced 10± inches of precipitation on average from 2000 to 2024 between May 15 and October 15, which has been determined as the irrigation season. Thus, assuming one (1) inch of water per week for the area proposed to be irrigated for an irrigation period of 20 weeks, and removing 10 inches of precipitation, yields 10 inches (0.8 feet) of water per irrigation season. The irrigation plan for the Development was provided by Design Workshop to outline the estimated area to receive temporary and permanent irrigation in respect to the lot type. **Table 6**, shown below, outlines the assumed permanent and temporary irrigated areas for each residential and non-residential land uses.

**Table 6: Irrigated Area Assumptions**

| Land Usage   | Irrigated Area (SF)  |           |
|--|----------------------|-----------|
|  | Temporary            | Permanent |
| <b>Residential (per Lot/Building)</b>                            |                      |           |
| Single Family  | 5,500                | 3,000     |
| Cabins   | 5,500                | 3,000     |
| Ski Villas / Duplex  | 5,500                | 3,000     |
| Condo Building   | 1,600                | 1,000     |
| Workforce Housing (Double Creek)                                 | 3,000                | 1,500     |
| Workforce Housing (Community Marketplace & Gateway) <sup>1</sup> | -                    | -         |
| Workforce Housing (Middle Creek Meadow)                          | 3,500                | 1,500     |
| <b>Non-Residential (per Building)</b>                            |                      |           |
| Community Marketplace  | 10,000               | 5,000     |
| Base Village   | 48,000               | 30,000    |
| Spa & Wellness   | 8,000                | 3,000     |
| Back of House (BOH)  | 3,000                | -         |
| Ski Maintenance  | 10,000               | -         |
| Sports Courts & Farms <sup>2</sup>                               | 105,000 <sup>3</sup> | 35,000    |
| Mid Mountain Lodge   | 5,000                | 2,500     |
| Fire Station   | 3,000                | -         |
| Trash Collection & Residential Services                          | 3,000                | -         |
| Day Lodge A  | 10,000               | 5,000     |
| Day Lodge B  | 8,000                | 5,000     |
| Day Lodge C  | 8,000                | 5,000     |
| Day Lodge D  | 8,000                | 5,000     |
| Ranch Clubhouse  | 5,000                | 2,500     |
| Existing Cottage   | 5,000                | 2,500     |

(1) Irrigation demand for Workforce Housing units located in the Community Marketplace & Gateway area are included within the non-residential irrigation demand for the Community Marketplace.

(2) Sports Courts & Farms includes the Pool Clubhouse, Indoor Basketball & Fields, Indoor Pickleball & Courts, Sports Courts Clubhouse, Farm Restaurant, Farm Maintenance, and Greenhouse.

(3) A total of 60,000 square feet of temporary irrigation is required for the farm area gardens.

**Table 7**, below, details the total expected irrigation demand for both temporary and permanent conditions. Temporary conditions are expected to last 1-2 years after each phase of development. Permanent irrigation values are included in the overall service request to MCMWSD. The Future Development Area units are included in these calculations.

**Table 7: Irrigation Demands**

| Irrigation Type               | Temporary Irrigation Demand |              | Permanent Irrigation Demand |              |
|-------------------------------|-----------------------------|--------------|-----------------------------|--------------|
|                               | (Acres)                     | (AFY)        | (Acres)                     | (AFY)        |
| Residential                   | 66.47                       | 53.18        | 36.19                       | 28.95        |
| Non-Residential               | 5.49                        | 4.39         | 2.31                        | 1.85         |
| <b>Total</b>                  | <b>71.96</b>                | <b>57.57</b> | <b>38.50</b>                | <b>30.80</b> |
| <b>Total Served by MCMWSD</b> | <b>70.85</b>                | <b>56.68</b> | <b>37.90</b>                | <b>30.32</b> |

Considering the Development will be market driven and phased over multiple years, it is not anticipated that the potable water system will ever reach the full calculated temporary irrigation demand. As part of infrastructure planning, Kimley-Horn will consider the full build out scenario and utilize the permanent irrigation demand and the potable water demand to size the water system infrastructure.

## WATERY SYSTEM HYDRAULIC MODELING

The water system was modeled in respect to both the proposed SMR and existing MCMWSD infrastructure. The water system model uses Bentley WaterCAD V8i program using the Manning's Formula to assess the water distribution hydraulics system. The water system was evaluated under four scenarios: average day demand, maximum day demand, peak hour demand, and maximum day plus fire flow demand. Each of the demand scenarios were developed and analyzed to adequately locate and size the proposed water mains and tanks as well as to evaluate any potential impacts to the existing MCMWSD water system. All the demand scenarios were evaluated to ensure that all design requirements specified in the Design Standards were met, and sufficient service and pressures could be supplied to each of the proposed residential and non-residential connections.

All water demands were allocated within the WaterCAD model using the "Customer Meter" function. A customer meter represents each connection within the system, and each meter was assigned its corresponding water demand for each scenario. This was established for the proposed SMR water system by utilizing a customer meter at each of the proposed parcels for the development to be serviced by MCMWSD and assigning its demand in respect to the demand scenarios being tested. All residential and non-residential parcels/areas utilize a single customer meter except when both residential and non-residential demands are present. Each meter was assigned its corresponding parcel's residential/non-residential and irrigation water demand as fixed demands.

The Future Development Area, as described in the **Description of Property & Land Use** section of this report, is located in the southwest corner of the Ski Mountain property. At the time of writing this report, this area is designated for future development of up to 35 large single-family residential lots as part of a LPS, however, lot configuration has not been determined at the time of this preliminary plan submittal. To ensure adequate sizing of water infrastructure, one (1) customer meter representing the total 35 lots was included within the model. The customer meter was placed at the probable point of connection to the proposed water system.

**Tables 8 and 9**, shown below, list the utilized average day water demand model inputs at each parcel's customer meter for residential, non-residential, and irrigation. Refer to **Appendix D** for each respective lot demand(s) for the proposed SMR water system.

**Table 8: Residential & Irrigation Water Demand Model Input**

| Land Usage  | Average Day Demand             |                            |
|---|--------------------------------|----------------------------|
|   | Residential (GPM) <sup>5</sup> | Permanent Irrigation (GPM) |
| <b>Base Area</b>                                    |                                |                            |
| Single Family                                       | 0.21                           | 0.034                      |
| Cabins  | 0.14                           | 0.034                      |
| Ski Villas / Duplex <sup>1</sup>                    | 0.23                           | 0.034                      |
| Condo Building <sup>2</sup>                         | 0.75                           | 0.011                      |
| Condos (Base Village) <sup>3</sup>                  | 3.75                           | -                          |
| Workforce Housing (Double Creek)                    | 2.50                           | 0.154                      |
| Workforce Housing (Community Marketplace & Gateway) | 6.53                           | -                          |
| Workforce Housing (Middle Creek Meadow)             | 3.47                           | 0.102                      |
| <b>Mid Mountain</b>                                 |                                |                            |
| Single Family                                       | 0.28                           | 0.034                      |
| Ski Villas / Duplex <sup>1</sup>                    | 0.23                           | 0.034                      |
| Condo Building <sup>2</sup>                         | 0.75                           | 0.011                      |
| Condos (Mid Mountain Lodge) <sup>3</sup>            | 0.50                           | -                          |
| <b>Flat Tops</b>                                    |                                |                            |
| Single Family                                       | 0.32                           | 0.034                      |
| Cabins  | 0.14                           | 0.034                      |
| Ski Villas / Duplex <sup>1</sup>                    | 0.23                           | 0.034                      |
| <b>Mountain (LPS)</b>                               |                                |                            |
| Single Family                                       | 0.49                           | 0.034                      |
| <b>Future Development Area (LPS)</b>                |                                |                            |
| Single Family <sup>4</sup>                          | 17.01                          | 1.195                      |

(1) Duplexes corresponds to one (1) duplex building including two (2) residential units.

(2) Condo Building demands are in respect to the demands associated with an exclusive condo only building consisting of six (6) condo units per building.

(3) A total of 30 condos will be distributed throughout the Base Village amenity buildings along with an additional four (4) condos located in the Mid Mountain Lodge. Irrigation demands are included as part of the Base Village and Mid Mountain Lodge in the non-residential demands, refer to Table 9.

(4) A total of 35 large single-family lots as part of an LPS are anticipated to be located within the Future Development Area. All 35 single-family lots have been modeled as one (1) customer meter.

(5) A peaking factor of 1.4 can be used to peak the demands from average day demand to maximum day demand and a factor of 3.5 for average day demand to peak hour demand.

**Table 9: Non-Residential & Irrigation Water Demand Model Input**

| Land Usage                              | Average Day Demand                 |                            |
|---|------------------------------------|----------------------------|
|   | Non-Residential (GPM) <sup>2</sup> | Permanent Irrigation (GPM) |
| <b>Base Area</b>                        |                                    |                            |
| Community Marketplace                   | 0.28                               | 0.057                      |
| Gateway Building                        | 3.26                               | -                          |
| Marketplace Apartment Building          | 3.68                               | -                          |
| Marketplace Day Care                    | 0.14                               | -                          |
| Base Village                            | 3.41                               | 0.342                      |
| Spa & Wellness                          | 3.40                               | 0.034                      |
| Back of House (BOH)                     | 0.67                               | -                          |
| Residential Services / Administration   | 2.08                               | -                          |
| Ski Maintenance                         | 0.47                               | -                          |
| Sports Courts & Farms <sup>1</sup>      | 12.13                              | 0.398                      |
| Horse Barn                              | 0.08                               | -                          |
| <b>Mid Mountain</b>                     |                                    |                            |
| Mid Mountain Lodge                      | 4.51                               | 0.028                      |
| <b>Flat Tops</b>                        |                                    |                            |
| Fire Station                            | 0.14                               | -                          |
| Trash Collection & Residential Services | 0.14                               | -                          |
| Day Lodge A                             | 18.26                              | 0.057                      |
| Day Lodge B                             | 2.43                               | 0.057                      |
| Day Lodge C                             | 2.43                               | 0.057                      |
| <b>Mountain (LPS)</b>                   |                                    |                            |
| Day Lodge D                             | 2.43                               | 0.057                      |

(1) Sports Courts & Farms includes the Pool Clubhouse, Indoor Basketball & Fields, Indoor Pickleball & Courts, Sports Courts Clubhouse, Farm Restaurant, Farm Maintenance, and Greenhouse.

(2) A peaking factor of 1.4 can be used to peak the demands from average day demand to maximum day demand and a factor of 3.5 for average day demand to peak hour demand.

The existing MCMWSD water system was modeled in respect to the district's GIS of their system to ensure accurate locations and sizes were being modeled. Per discussions with MCMWSD, they currently provide water service to a total of 390 EQR in their water system and additional 121 EQR are serviced by individual wells. The demands associated with the individual wells have not been included as part of this analysis. Due to the limited availability of records on the existing water system and locations of the serviced EQR, an analysis utilizing roof top counts and development plats, as recorded by Routt County, had been taken to develop and understand the existing water system in relation to customer meter connections and locations on the existing system. From the analysis, a total of 210 single-family, 122 townhomes, and 41 condos for a total of 373 EQR had been determined, assuming each townhome and condo unit to be equal to 1.0 EQR. The difference between the existing 373 and modeled 390 EQR can be assumed to be because of differences between EQR classification of the existing townhomes/condos and/or the construction of additional residential homes within MCMWSD. The existing system has been modeled using 231 customer meters, these meters include: 210 single-family meters, 20 townhome meters (townhomes are modeled in pods of 6 or 7 units), and 1 meter for the 41 condo units (all condo units are in one centralized location).

To account for the additional 17 EQR in the water model, an equivalent demand of 0.01 gpm (17 EQR times 200 gpd/EQR divided by 231 modeled customer meters equals 14.72 gpd/meter or 0.01 gpm/meter) was added to all the existing residential customer meters in the model to equally distribute the demand across the system. Kimley-Horn believes this diversification of the 17 EQR water demand across the existing system to be a conservative approach to understanding the conditions of the existing MCMWSD water system. Irrigation for the existing system has been assumed to be included within the district's observed demand of 200 gpd/EQR. **Table 10**, shown below, outlines the modeled customer meters and their demand inputs for the existing MCMWSD system.

**Table 10: MCMWSD Customer Meter Demand Model Input**

| Land Usage                 | Number of Modeled Meters | Average Day Demand <sup>1,2</sup> |
|----------------------------|--------------------------|-----------------------------------|
|                            |                          | (GPM/Meter)                       |
| Single Family              | 210                      | 0.15                              |
| Townhome (6-Unit Building) | 18                       | 0.84                              |
| Townhome (7-Unit Building) | 2                        | 0.98                              |
| Condos (41 Units)          | 1                        | 5.70                              |

(1) Demand includes the equivalent demand of 0.01 gpm that has been distributed across the existing system to account for the missing 17 EQR.

(2) A peaking factor of 1.4 can be used to peak the demands from average day demand to maximum day demand and a factor of 3.5 for average day demand to peak hour demand.

“Pipes” and “Junctions” were placed and modeled throughout the systems in respect to their existing and proposed design. All existing pipes within the MCMWSD’s water system were modeled in respect to the district’s GIS of their system to ensure accurate locations and sizes were being modeled. All the proposed pipes were modeled according to the current design plans for the Development’s water system. All pipes within the Development’s water system will be new and are assumed to be curvilinear high-density polyethylene (HDPE) pipe. Manning’s “n” values of 0.010 and 0.012 were utilized for all proposed and existing pipes, respectively.

To adequately model the water supply into the water system, a “Reservoir” and “Tank” were placed to mimic the water supply from the well(s) into the existing water storage tank. Based on conversations with MCMWSD, the existing tank is supplied by three (3) wells based on a production rotation; however, at times multiple wells are utilized to fill the tank during peak demand and/or fire flow scenarios. The tank has a low water level set to 50% of the tank capacity. As mentioned in the **Water Rights** section of this report, additional wells will need to be constructed as part this project to provide the required water supply to meet the systems anticipated demands. A total of 2-4 wells have been determined to be necessary and their locations will be determined in coordination between MCMWSD and SMR during the future design phase of this project. For the purposes of this analysis, the existing tank has been modeled as full by utilizing a reservoir set above the tank high water level. This approach was taken because additional wells will be added to the system along with upgrades to the existing operations communications system, possibly adjusting operations to fill the existing tank. Once the number of wells and locations are determined with MCMWSD, an extended period simulation will be created to accurately model the water supply to the existing tank. The proposed tanks have been modeled in respect to their anticipated size needed to meet water demands and fire flow conditions for the system and are supplied utilizing a pump(s) and transmission main(s). The pumps and transmission mains have been preliminary sized in respect to the demand and head needed to fill the tank(s). Each pump station is represented by a single pump set at the station’s anticipated firm capacity. It is anticipated that booster pump stations along the transmission main will be needed to pump all supply water to the top of the mountain. An extended period simulation will be developed during the design phase to understand the tank and pump operations for both the existing and proposed water systems.

To account for high pressures throughout the system from the downward sloping topography and changes in pressure zones, pressure reducing valves (“PRVs”) were placed throughout the system to maintain pressures within the required range of 40-150 psi per the Design Standards. Any pressures exceeding the required limit will have prior approval from MCMWSD and will include the addition of PRVs ahead of meters and residential connections.



A water quality analysis on the proposed and existing systems has not been conducted/modeled at this time. From discussions with MCMWSD, the existing water system maintains chlorine residuals between 0.3 to 0.6 mg/L with chlorine dosing occurring at the wells utilizing sodium hypochlorite. Chlorine dosing for the proposed SMR water system will be evaluated during the design phase of this project.

## SUMMARY OF WATER SYSTEM HYDRAULIC MODELING RESULTS

The conducted water system hydraulic modeling within Bentley WaterCAD V8i program analyzed the serviceability of the proposed SMR development. Below is a summary of the water model results for each scenario in respect to the proposed infrastructure. Complete results of each water model scenario are included in **Appendix D** of this report.

1. *Average Day Demand*
  - a. System pressures within the proposed infrastructure, not including transmission mains, ranged from 41.39 to 151.96 psi. Maximum velocities in the proposed 8-inch and 12-inch distribution mains were 3.27 and 5.05 fps, respectively.
2. *Maximum Day Demand*
  - a. System pressures within the proposed infrastructure, not including transmission mains, ranged from 41.39 to 151.83 psi. Maximum velocities in the proposed 8-inch and 12-inch distribution mains were 2.37 and 1.09 fps, respectively.
3. *Peak Hour Demand*
  - a. System pressures within the proposed infrastructure, not including transmission mains, ranged from 41.38 to 150.46 psi. Maximum velocities in the proposed 8-inch and 12-inch distribution mains were 2.90 and 2.63 fps, respectively.

Pressures above 150 psi are localized to the modeled junction J-DIST-9 located in the Double Creek Workforce Housing area within the proposed system. During the design phase, anticipated pressures will be confirmed and additional PRVs will be installed on service lines to supply appropriate pressure to residential and non-residential buildings as agreed upon with MCMWSD.

### Fire Flow Modeling

To adequately understand the proposed systems under fire flow conditions, a fire flow scenario was conducted in respect to the maximum day demands to ensure the required 1,500 gpm fire flow and minimum residual pressure of 20 psi would be satisfied. The hydraulically modeled fire flow scenario tested every junction that had been placed in the model to ensure all fire flow requirements per the 2009 IFC and OCFPD were met. A minimum residual pressure of 23.37 psi was encountered on junction J-DIST-246 located near the proposed Day Lodge B in Flat Tops with a maximum velocity of 11.96 fps occurring on the pipe segment DIST-233 located in the intersection near the proposed Flat Tops tank. Refer to **Appendix D** for fire flow modeling results and node locations.

## WATER SYSTEM INFRASTRUCTURE

The water system for the development will be supplied via the existing MCMWSD wells and water storage tank. Additional groundwater wells will be added to increase the water supply to the overall MCMWSD water system. Up to four (4) booster pump stations will pump the water supply from the existing MCMWSD tank and fill two (2) proposed tanks located in the Mid Mountain and Flat Tops development areas through an approximately 36,000 LF of 16-inch transmission main system. The number of booster pump stations is heavily dependent on final design and pump selection. Individual pump station design and the number of pump stations required will be evaluated and agreed upon with MCMWSD during the design phase of the project. An additional booster pump station will be added on the distribution system after the Flat Tops Tank

to provide pressure/service to a portion of residential lots located above the Flat Tops Tank service area. Sizing and location of the required booster pump stations and transmission mains will be conducted during the design phase of the project. Additional groundwater wells are anticipated to be drilled to meet the projected water demand. It is understood that the existing wells reliably pump approximately 50-70 gpm to fill the existing water storage tank. Using the assumption that each proposed well could produce 50 gpm, the SMR development would need a minimum of two (2) additional wells to meet water demands with the recommendation of an additional two (2) wells for desired redundancy for a total of four (4) additional groundwater wells within the MCMWSD boundary. The final number and specific location of these proposed wells will be agreed upon with MCMWSD as development progresses and the required field testing is completed. The water model will be updated to include the well water supply as locations are finalized during the design phase.

Anticipated sizing of the two (2) proposed SMR tanks corresponds directly with the projected demands to be supplied by the water system and the development's fire flow demand. With the plan for the proposed tank to provide supply for both potable water and irrigation demand, the equalization storage volume has been determined in respect to the total anticipated maximum day demands. As utilized in the *2020 Water Distribution and Wastewater Collection Infrastructure Master Plan* for the City of Steamboat Springs, the tank storage volume shall be equal to or greater than 25-33% of the maximum day demand. Equalization storage includes 24 hours of maximum day demand for the development. Indoor and outdoor demands for residential and non-residential areas are included as part of the development's maximum day demand since the outdoor irrigation demands will be serviced by the potable system. Per **Tables 5 & 7**, the maximum day demand for the development served by MCMWSD is as follows:

- **SMR Total Max Day Demand served by MCMWSD:**  
 $Indoor\ Max\ Day\ Demand + Permanent\ Irrigation = 417,388.30 + 27,067.91 = 444,456.21\ Gallons$

Additionally, emergency storage for fire flow shall be determined by the predominate fire hydrant flow for the service area supported by the tank. At this time, SMR has a fire flow requirement of 1,500 gpm for 2 hours, thus the required emergency storage will be the volume equivalent to this flow rate and duration or 180,000 gallons. However, final construction types and configuration of the non-residential areas are not finalized. In an effort to be conservative and account for future development adjustments, design changes, and additional MCMWSD needs, fire flow storage was estimated to be 3,500 gpm for 3 hours per the Steamboat Springs Master Plan's requirements for their most dense area resulting in a fire flow storage of 840,000 gallons. **Table 11** shows the anticipated tank storage capacity required to supply the water system.

**Table 11: Proposed Tank Sizing**

| Storage Type                            | Volume (Gallons)    |
|---|---------------------|
| 24 hours of Max Day Demand <sup>1</sup> | 444,456.21          |
| Fire Flow Storage                       | 840,000             |
| <b>Total Storage Required</b>           | <b>1,284,456.21</b> |
| <b>Proposed Storage</b>                 |                     |
| Mid Mountain Tank                       | 500,000             |
| Flat Tops Tanks                         | 1,000,000           |
| <b>Total Water Storage Addition</b>     | <b>1,500,000</b>    |

(1) Tank sizing is based on supply for both potable and irrigation water demands as well as fire flow.

As discussed, this is a market driven development, resulting in design plan changes throughout the anticipated extended construction schedule. Tank storage capacity needs will be reevaluated as SMR develops and construction types and fire flow requirements are finalized. Any adjustments to the overall capacity will most likely occur at the Mid Mountain Tank. The project team will work with MCMWSD to capture any additional storage needs for the existing system to finalize the required storage capacity.



The water system will be extended throughout the Development with distribution water mains consisting of approximately 58,000 LF of 8-inch and 64,000 LF of 12-inch HDPE pipe (122,000 LF Total). All water mains proposed for the Development will be placed to create a looped system that will provide equalized pressure and improved flow, capacity, and water circulation. In locations where looping will not be feasible, adequate measures will be taken to ensure water quality and fire flow conditions will be satisfied. A total of 24 pressure reducing valves will be utilized to control high pressures as water flows throughout the system, decreases in elevation, and connects to the existing MCMWSD water system. Individual meters per household and commercial building will also be required. Pressures within the distribution system will be maintained between 40 psi to 150 psi, with any pressure outside of the range having prior approval from MCMWSD and the addition of PRVs ahead of meters and residential connections. All water infrastructure is anticipated to be owned, operated, and maintained by MCMWSD upon final completion of the system.

Water system layout, pipe sizing, and infrastructure locations are outlined in **Appendix D** of this report.

## OVERALL WATER SYSTEM IMPACT

The existing system with the addition of the full buildout of the SMR development were modeled. This modeling analysis has concluded, the existing and proposed water mains have enough capacity to service the existing customers and the development during all demand scenarios, including fire flow. All water modeling results during complete operational conditions meet the Design Standards and OCFPD requirements for pressure, velocity, and fire flow.

At the time of this report, SMR is in initial planning stages. The Development team will work with MCMWSD throughout the extensive design process to update the water model, as needed, to meet all requirements set by the District Engineer. All proposed infrastructure locations (water storage tanks, pump stations, wells, etc.) will be agreed upon with MCMWSD and modeled to confirm viability prior to design and construction.

## NON-POTABLE WATER SYSTEMS

The Development will also utilize non-potable water demands in the form of snowmaking. These demands will not be drawn from the potable water system supplied by MCMWSD. The non-potable supply will be provided by Upper Yampa Water Conservancy District (UYWCD) through the Stagecoach Reservoir. UYWCD provided SMR with a Will Serve letter, included in **Appendix F**, in March 2024 agreeing to supply the Development's non-potable water demand per the terms and conditions outlined in the letter. The Owner and MCMWSD are also investigating the potential use of treated effluent from the MCMWSD wastewater treatment facility as an additional source of non-potable water.

Snowmaking operations are anticipated to utilize non-potable water supply from the Stagecoach Reservoir and/or treated effluent from the MCMWSD wastewater treatment facility. Utilizing the Stagecoach Reservoir as a sole supply source would consist of snowmaking operations utilizing a proposed pump station at the reservoir along with a non-potable water transmission main system comprised of approximately 11,000 LF, to pump non-potable water supply to the proposed snowmaking pond and facilities in/near the Base Area of the Ski Mountain. The Development team is also evaluating the potential utilization of treated wastewater effluent to produce manmade snow. The Yellowstone Club, a ski resort located in Big Sky, Montana, has become the first ski resort in Montana to utilize treated effluent for snowmaking. Additionally, 12 ski areas in eight (8) states, as well as several in Canada, Switzerland, and Australia, have used this methodology for snowmaking operations. As noted throughout the Yellowstone Club's research, pilot studies, and current operations, the use of recycled water for snowmaking results in the wastewater being treated even more than it normally would prior to being released directly into a body of water. The use of wastewater for snowmaking also has the potential of resulting in longer lasting snowpack into the spring and summer,

which may aid stream flow through snowmelt during a critical point in the season. The Development team is in discussions with MCMWSD and CDPHE to understand the requirements and viability of utilizing treated wastewater effluent for snowmaking operations. If the use of treated effluent is approved for snowmaking, a combination of supply from both the MCMWSD wastewater treatment facility and the Stagecoach Reservoir will be utilized as supply sources. Making use of dual supply sources, the non-potable transmission main system would be comprised of two (2) pump stations and 19,500 LF of piping to pump the non-potable water to the proposed snowmaking pond and facilities. Utilization and storage of the treated effluent would be prioritized for snowmaking prior to pumping from the Stagecoach Reservoir.

It is understood that water quality within the Stagecoach reservoir is a concern to stakeholders and the public. A water quality study analyzing the effects the Development and potential utilization of treated effluent for snowmaking may have on the reservoir has been included within the Routt County Preliminary Plan Submittal documents.

The Development team will continue to work with UYWCD, MCMWSD, and CDPHE to finalize the non-potable water supply. Locations, sizing, and designs of required non-potable water transmission and storage facilities for snowmaking will be finalized during the design phase and will be agreed upon by all stakeholders. All infrastructure associated with supplying snowmaking services will be owned, operated, and maintained by the Owner.

## SANITARY SEWER SYSTEM

### EXISTING MCMWSD SEWER SYSTEM

The existing MCMWSD sanitary sewer system provides service to approximately 390 EQR with an additional 121 EQR from sewage vaults located at the individual homes that are delivered to the wastewater treatment facility through a pumper/vacuum truck that periodically pump the sewage vaults. MCMWSD also has an additional reserved flow/capacity consisting of 700 EQR for Legacy Lots, 83 EQR for Landaulet, and 233 EQR for Tailwaters. MCMWSD sanitary sewer infrastructure includes two sewage lift stations, a wastewater treatment facility, and about 75,000 feet of sanitary sewer lines with associated appurtenances. MCMWSD and Routt County have capped the number of sewage vaults to be constructed within the district unless the lots to be developed have already been platted prior to 1974 and are not located within 100 feet of a sewage collection trunk line. A Lot Owner's Agreement will need to be established with MCMWSD to establish any sewage vaults.

Sanitary sewer flows from the Development will be directed to the MCMWSD wastewater treatment facility located off Uncompahgre Road near the Stagecoach Reservoir. The treatment facility has recently completed construction for an updated design in accordance with the *Project Needs Assessment / Preliminary Engineering Report and Amended Site Application - Wastewater Treatment System Improvement Project*. The updated treatment facility follows a sequencing batch reactor (SBR) design while maintaining the original plant capacity of 350,000 GPD for a 30-day average flow and 700,000 GPD during maximum day conditions. Discharge from the treatment facility remains unchanged to the Stagecoach Reservoir.

## SANITARY SEWER FLOWS

The existing MCMWSD sanitary sewer system observes an average return rate of 90% in current operating conditions, resulting in an average day flow of 180 GPD for 1.0 EQR. Anticipated sanitary sewer flows for the Development were formulated based on the average day flow in respect to the EQR factors as shown in **Tables 3 & 4**. As discussed in the **Equivalent Residential Unit Calculation** section of this report, EQRs are identical between the water and sanitary sewer systems. A peaking factor of 1.4, identical to the water demand peaking factor, was used to peak the flows from average day flow to max day flow. Sanitary sewer flow calculations follow a similar process as outlined in the **Potable Water Demand** section of this report and are as follows:

- **Average Day Flow:**  $EQR \times \text{Average Unit Flow} \times \text{Occupancy Rate}$   
*Base Area (Single-Family):*  $\left(41 \text{ Units} \times 3.00 \frac{EQR}{\text{Unit}}\right) \times \left(180 \frac{\text{Gallon/Day}}{EQR}\right) \times 50\% = 11,070 \text{ GPD}$
- **Max Day Flow:**  $\text{Average Day Flow} \times \text{Max Day Peaking Factor}$   
*Base Area (Single-Family):*  $(11,070 \text{ GPD}) \times (1.4) = 15,498 \text{ GPD}$

**Table 12**, shown below, details the anticipated residential and non-residential sanitary sewer flow projections for the Development. These calculations include the Future Development Area units. Refer to **Appendix E** for detailed sanitary sewer flow calculations.

**Table 12: Proposed Sanitary Sewer Flow Projections**

| Land Use Type                              | EQR             | Average Day Flow  |               | Max Day Flow      |               |
|--|-----------------|-------------------|---------------|-------------------|---------------|
|  |                 | (GPD)             | (AFY)         | (GPD)             | (AFY)         |
| Residential                                | 1,987.12        | 178,840.80        | 200.34        | 250,377.12        | 280.47        |
| Non-Residential <sup>1</sup>               | 450.86          | 81,155.25         | 90.91         | 113,617.35        | 127.27        |
| <b>Total <sup>1</sup></b>                  | <b>2,527.98</b> | <b>276,196.05</b> | <b>309.39</b> | <b>386,674.47</b> | <b>433.15</b> |
| <b>Total Served by MCMWSD <sup>2</sup></b> | <b>2,458.91</b> | <b>268,172.55</b> | <b>300.41</b> | <b>375,441.57</b> | <b>420.57</b> |

- (1) A 0.23 EQR difference between the anticipated water and sewer demands is as a result of the proposed Green House only requiring water service, while sanitary sewer demand and service is not anticipated.
- (2) A 0.82 EQR difference between the anticipated water and sewer demands to be serviced by MCMWSD is as a result of the proposed Green House and Horse Barn only requiring water services, while sanitary sewer demand and service is not anticipated for the Green House and service for the Horse Barn's anticipated sanitary sewer demand will be provided by an onsite septic system.

It is understood that the wastewater treatment facility will require upgrades to service SMR and the future developments in full buildout conditions. The Development team will work with MCMWSD to schedule the required upgrades appropriately as construction of SMR and the future developments progress. Refer to the **Wastewater Treatment Facility Capacity Analysis** section of this report for a detailed analysis of MCMWSD's wastewater treatment facility capacity and CDPHE capacity regulations.

## SANITARY SEWER SYSTEM HYDRAULIC MODELING

A Bentley SewerCAD V8i model had been developed to fully understand the impacts of the development on the existing MCMWSD sanitary sewer system. The SewerCAD model analyzes the section of existing gravity sewer from the proposed connections with the existing sanitary sewer system through the downstream mains until the ultimate outfall at the wastewater treatment facility. The proposed sanitary sewer system for SMR was analyzed separately utilizing the Bentley FlowMaster V8i program and thus were not included as part of this hydraulic model at this time. Results for the onsite sanitary sewer system FlowMaster analysis are discussed in the **Summary of Sanitary Sewer Hydraulic Modeling Results** section.

The sanitary sewer system model uses the Manning's Formula to assess the sanitary sewer hydraulics system. The sanitary sewer system was evaluated under two scenarios: average day flow and maximum day flow. Both flow scenarios were modeled as steady-state and analyzed in respect to existing and proposed flows as well as to ensure that all design requirements as specified in the Design Standards were met. **Table 13**, shown below, details the design requirements that were utilized for hydraulically modeling the proposed sanitary sewer system for the Development.

**Table 13: Sanitary Sewer Design Criteria**

| Design Criteria       | Value                              |
|-----------------------|------------------------------------|
| Manning's Coefficient | Existing: 0.013<br>Proposed: 0.010 |
| Minimum Velocity      | 2.0 ft/s                           |
| Maximum Velocity      | 10.0 ft/s                          |
| Minimum Pipe Size     | 8-inches                           |
| Design Depth of Flow  | 0.80                               |
| Pipe Size (inches)    | Minimum Slope (%)                  |
| 8"                    | 0.334                              |
| 10"                   | 0.248                              |
| 12"                   | 0.194                              |
| 15"                   | 0.144                              |
| 18"                   | 0.113                              |
| 21"                   | 0.092                              |
| 24"                   | 0.077                              |

The existing MCMWSD sewer system was modeled using data collected in the field of the two (2) sewer main trunklines as well as cross-referencing with as-builts for sewer segments that were unable to be located. In the sewer model, the MCMWSD gravity main segments were modeled from the SMR point of connection through the entire downstream trunkline(s) to the wastewater treatment facility. Per discussions with MCMWSD and noted in the recent *Stagecoach Vault Accounting Report* dated August 8, 2024, MCMWSD currently observes sanitary sewer flows from 390 EQR in their sewer system with an additional flow from 121 EQR pertaining to sewage vaults. As such, the current total flow for the district equates to 91,980 GPD consisting of 21,780 GPD coming from sewage vault deliveries and the remaining 70,200 GPD of flow within the existing sanitary sewer system. Due to the limited availability of records on the existing system, an analysis utilizing roof top counts and development plats, as recorded by Routt County, had been taken to develop and understand the existing sanitary sewer system in relation to property connections and locations. From the analysis, a total of 233 single-family, 122 townhomes, and 41 condos for a total of 396 EQR had been determined, assuming each townhome and condo unit to be equal to 1.0 EQR. Therefore, an existing sanitary sewer flow of 71,280 GPD had been modeled through the existing MCMWSD sanitary sewer system, as compared to the calculated 70,200 GPD of flow. The difference between the calculated and modeled flow can be assumed be because of differences between EQR classification of the existing townhomes and condos and/or the construction of additional residential homes within MCMWSD.

All sanitary sewer flows were allocated within the SewerCAD model using the "Property Connection" function, except for the SMR development flows in which were applied as direct loads at the proposed connections with the existing MCMWSD gravity system. A property connection, similar to the customer meter used in WaterCAD, represents each connection within the system and is assigned its corresponding sanitary sewer flow for each scenario. **Table 14**, shown below, outlines the modeled property connections and their flow inputs for the existing MCMWSD system. Similar to the water model, the Future Development Area units were included as a single property connection at the anticipated point of connection to the proposed sewer system.

**Table 14: MCMWSD Property Connection Flow Model Input**

| Land Usage                 | Number of Modeled Meters | Average Day Flow | Max Day Flow |
|----------------------------|--------------------------|------------------|--------------|
|                            |                          | (GPM)            | (GPM)        |
| Single Family              | 234 <sup>1</sup>         | 0.125            | 0.175        |
| Townhome (6-Unit Building) | 18                       | 0.750            | 1.050        |
| Townhome (7-Unit Building) | 2                        | 0.875            | 1.225        |
| Condos (41 Units)          | 1                        | 5.125            | 7.175        |

(1) All 35 units anticipated in the Future Development Area are included in a single property connection

Property connections were assigned to the gravity system pipes via lateral connections based on the existing sanitary sewer system layout. The “Conduits” and “Manholes” in the model were placed in direct respect to their surveyed location and inverts for the two modeled trunklines. An “Outfall” was utilized in the model to simulate the gravity systems connection with the wastewater treatment facility.

## SUMMARY OF SANITARY SEWER HYDRAULIC MODELING RESULTS

Per Section 3.2.3 of the *Colorado Design Criteria for Domestic Wastewater Treatment Works*, sanitary sewer mains must be designed in respect to a peak design flow at a maximum depth of no more than 80% of the internal pipe diameter. The minimum velocity at the maximum design flow rate shall be 2 fps and the maximum allowable velocity shall not exceed 10 fps at 80% depth of flow in the pipe (d/D). In addition, a maximum full flow capacity (q/Q) of 86% was implemented based on its relation to 80% d/D, as required by *City and County of Denver Department of Public Works Sanitary Sewer Design Technical Criteria Manual*.

The proposed SMR sanitary sewer system was modeled using Bentley FlowMaster V8i program to ensure during the anticipated maximum day flow conditions all design requirements will be met. The FlowMaster analysis utilizes the Manning’s Formula with an “n” value of 0.010 for the proposed sanitary sewer mains. FlowMaster calculations show that during maximum day flow, an 8-inch sanitary sewer main will have sufficient capacity to support the anticipated development flows in each of the proposed gravity systems at the minimum slope shown in **Table 13**. At buildout flows, using the minimum slopes in **Table 13**, the maximum percent full of the proposed 8-inch sanitary sewer main is 46.80%. This percent full is within the range outlined in the CDPHE standard. Any sanitary sewer segment under 2 fps will be accessible from manholes and cleanouts to allow system maintenance or jetting if necessary. The proposed SMR sanitary sewer system design is shown in the *Preliminary Civil Construction Documents for Stagecoach Mountain Ranch*. Sizing and final locations of the proposed lift stations, force mains, and low-pressure sewer systems will be completed during the design phase of the project. Refer to **Appendix E** for an overall sanitary sewer system exhibit and the detailed FlowMaster Analysis for each of the gravity systems.

The sanitary sewer system hydraulic modeling within the Bentley SewerCAD V8i program analyzed the impacts that the proposed SMR development would have on the existing downstream gravity system. Results provided from the sanitary sewer model consisted of velocity, cumulative flow, design depth of flow (d/D), and full flow capacity (q/Q) during the average and maximum day flow scenarios and in respect to both the proposed and existing sanitary sewer system. A portion of the existing sanitary sewer system will be rerouted to accommodate the Development; thus, the existing pipe segments EX-1 through EX-5 are not modeled during the “Existing with SMR Addition” scenarios. Below is a summary of the sanitary sewer model results for each scenario. Results of each sanitary sewer model scenario are included in **Appendix E** of this report.



## 1. Average Day Flow

- a. *Existing* – Cumulative flows within the existing system ranged from 0.38 to 49.50 gpm. Minimum and maximum system velocities of 0.03 and 2.95 fps occurred in the existing 24 and 8-inch sanitary sewer mains, respectively.
- b. *Existing with SMR Addition* – Cumulative flows within the existing system ranged from 51.96 to 235.73 gpm, including the development's proposed average day flow of 186.23 gpm (not including Stetson). Minimum and maximum system velocities of 0.07 and 9.31 fps occurred in the existing 24 and 8-inch sanitary sewer mains, respectively.

## 2. Maximum Day Flow

- a. *Existing* – Cumulative flows within the existing system ranged from 0.53 to 69.30 gpm. Minimum and maximum system velocities of 0.04 and 3.24 fps occurred in the existing 24 and 8-inch sanitary sewer mains, respectively.
- b. *Existing with SMR Addition* – Cumulative flows within the existing system ranged from 72.75 to 330.03 gpm, including the development's proposed maximum day flow of 260.72 gpm (not including Stetson). Minimum and maximum system velocities of 0.09 and 10.30 fps occurred in the existing 24 and 8-inch sanitary sewer mains, respectively.

The results above indicate that a large portion of the analyzed existing sanitary sewer mains (71 of 91 segments during average day flow and 66 of 91 segments during maximum day flow) in MCMWSD currently observe velocities less than 2 fps. These velocities can be assumed to be a result of majority of the existing sanitary sewer mains having slopes less than 1.0% (37 of 91 segments) and low flows. The d/D and q/Q values speak directly to the capacity of each pipe segment and were considered in all modeling scenarios. During both the average and maximum day flow scenarios, including the anticipated SMR flow, all modeled sanitary sewer mains achieve a d/D less than 80% and q/Q less than 86%, as required. During the average day flow scenario, none of the modeled sanitary sewer mains exceeded 10 fps. The maximum velocity of 10 fps was exceeded on the existing 8-inch sanitary sewer main segment (EX-63), located in the Eagles Watch subdivision, with a velocity of 10.30 fps occurring during the maximum day flow scenario with the addition of the SMR flows. The high velocity is because of the existing segment having a slope of 27.89%, according to the surveyed inverts. Refer to **Appendix E** for detailed sanitary sewer modeling results and capacities of each analyzed sanitary sewer segment.

## WASTEWATER TREATMENT FACILITY CAPACITY ANALYSIS

A capacity analysis was conducted on the existing MCMWSD wastewater treatment facility in respect to the requirements specified in the *Colorado Discharge Permit System Regulations*, Section 61.8, 5 CCR 1002-61. The existing wastewater treatment facility has a permitted 30-day average flow hydraulic capacity of 0.35 mgd. **Table 15**, shown below, outlines the sanitary sewer flow the wastewater treatment facility currently observes.

**Table 15: Existing Wastewater Treatment Facility Flows**

| Category     | EQR           | Average Day Flow |              |
|--------------|---------------|------------------|--------------|
|              |               | (GPD)            | (MGD)        |
| Gravity      | 390.00        | 70,200.00        | 0.070        |
| Vaults       | 121.00        | 21,780.00        | 0.022        |
| <b>Total</b> | <b>511.00</b> | <b>91,980.00</b> | <b>0.092</b> |

Based on the existing flows calculated in **Table 15**, the wastewater treatment facility currently observes an average flow of 0.092 mgd (26.28% of the wastewater treatment facility capacity). Per the requirements in 5 CCR 1002-61, engineering and financial planning for treatment expansion must be initiated at 80% capacity. At 95% capacity, construction of the expansion must commence or building permits must be ceased until construction commences. From discussions with MCMWSD, there are two (2) future developments (Landaulet and Tailwaters) as well as 700 EQR of legacy lots that have capacity that need to be taken into consideration. To understand buildout conditions and operations of the existing wastewater treatment facility, anticipated sanitary sewer flows for the future developments and lots were calculated in respect to MCMWSD's observed sanitary sewer flow of 180 gpd/EQR. **Table 16** shows the calculated sanitary sewer flows for the future developments and lots.

**Table 16: Future Developments Sanitary Sewer Flows**

| Future Development | EQR          | Average Day Flow  |              |
|--------------------|--------------|-------------------|--------------|
|                    |              | (GPD)             | (MGD)        |
| Legacy Lots        | 700          | 126,000.00        | 0.126        |
| Landaulet          | 83           | 14,940.00         | 0.015        |
| Tailwaters         | 233          | 41,937.00         | 0.042        |
| <b>Total</b>       | <b>1,016</b> | <b>182,877.00</b> | <b>0.183</b> |

With the addition of the future developments that have a combined total capacity of 0.183 mgd and the total anticipated flow to be serviced by MCMWSD for SMR of 0.268 mgd, the total flow at the wastewater treatment facility will exceed the permitted capacity with a total flow of approximately 0.543 mgd or 155.15% of the hydraulic capacity, at full buildout. As a result, the combined addition of both the future developments and SMR, will necessitate the expansion of the wastewater treatment facility to an adequate capacity to support the buildout of the Stagecoach community and the requirements specified within 5 CCR 1002-61. Therefore, a future expansion of the MCMWSD wastewater treatment facility to a 30-day average hydraulic capacity rating of 0.75 mgd, at a minimum, is recommended to support the anticipated full buildout flows. The hydraulic capacity for the future wastewater treatment facility expansion will continue to be evaluated as developments within the Stagecoach community progress.

Timing of the design and expansion construction will be subject to the full buildout of both SMR and the future developments within MCMWSD. Based on the existing flows at the wastewater treatment facility, expansion may not be required for several years as the development progresses. A phasing analysis will be conducted as part of the design phase of this project and will be utilized to better understand the timing of when the capacity requirements may be exceeded, and when design and construction of the wastewater treatment facility will be required.

## SANITARY SEWER INFRASTRUCTURE

The proposed sanitary sewer system for the Development has been laid out to best utilize and overcome the topographic conditions of the site area and convey the sanitary sewer flows from each of the parcels within the Development to the existing collection system and ultimately the wastewater treatment facility. Seven (7) separate gravity networks, four (4) lift stations and associated force mains, and 13 low-pressure sewer systems are proposed for the Development's overall sanitary sewer system. All proposed lift stations and force mains design details and supporting calculations will be required to be submitted to CDPHE as part of the Regulation 22 Site Application and Design Review process. All sanitary sewer infrastructure is anticipated to be owned, operated, and maintained by MCMWSD upon final completion of the system.

The sanitary sewer system will consist of approximately 95,500 LF of 8-inch HDPE gravity sanitary sewer mains, 19,000 LF of force mains, and 11,200 LF of low-pressure sanitary sewer mains. Sizing and final locations of the proposed lift stations, force mains, and low-pressure sewer systems will be confirmed during the design phase of the project. At the time of writing this report, no upsizing of the existing system is anticipated. Existing system improvements will be continually evaluated during the design phase of the Development.

An exhibit detailing the proposed sanitary system for the Development and anticipated points of connection with the existing sanitary sewer system is shown in **Appendix E**.

## OVERALL SANITARY SEWER SYSTEM IMPACT

Analysis shows that all existing sanitary sewer pipe segments from the proposed point of connection to the wastewater treatment facility meet state d/D and q/Q requirements for capacity during all flow conditions, including the proposed Development flow. However, there are areas in the existing system where velocities are below the preferred industry minimum 2 fps due to both minimum slopes and low flows throughout the system. Since velocities are low in the existing conditions, the additional flow from the development will aid by increasing the flow in these sections and the resulting velocity.

Future upgrades to the wastewater treatment facility will be coordinated with MCMWSD and CDPHE to achieve the necessary capacity and treatment technology to meet local and state water quality requirements. As discussed, the existing wastewater treatment facility has sufficient capacity to treat flows from the early phases of SMR and the future developments; however, the treatment facility will likely need to be expanded for full buildout flows in MCMWSD. A phasing analysis will be developed to understand the anticipated flows and organic loading per phase of the Development in relation to the wastewater treatment facility capacity. Coordination with MCMWSD, CDPHE, and other developers will be completed to understand the necessary timing for the future development and when expansion design and implementation will need to begin.

## CONCLUSION

Proposed water and sanitary sewer infrastructure for SMR have been designed in accordance with applicable Design Standards and state regulations. The results from the water and sanitary sewer analysis detailed in this report show the proposed water and sanitary sewer mains can adequately support the Development. Hydraulic modeling on the existing MCMWSD water and sanitary sewer mains do not indicate any negative impacts in respect to the development of SMR. However, expansion of the existing wastewater treatment facility will likely be necessary to accommodate the full buildout flows from SMR and the future developments to be located in MCMWSD. All assumptions and design criteria outlined within this report shall be reviewed and approved by both Routt County and MCMWSD prior to any design development or construction.

Potable water and sanitary sewer for the development, excluding the Stetson area, will be serviced by MCMWSD. Residential and amenity areas will be provided irrigation water via the potable water system. At the time of this report, non-potable water will be supplied via the Stagecoach Reservoir for snowmaking operations; however, the Owner and MCMWSD are evaluating the potential use of treated effluent as an additional supply source. Treated effluent is not included within the MCMWSD conditional commitment letter at this time. As discussed in the **Non-Potable Water Systems** section of this report, use of the treated effluent for snowmaking will continue to be evaluated with MCMWSD, UYWCD, and CDPHE to determine the viability of its use as a non-potable water supply source.



The SMR development is requesting potable water and sanitary sewer services from MCMWSD for 778 total residential and workforce housing units equating to 2,459.73 and 2,458.91 EQR for water and sewer, respectively. Of the total requested services, 245 EQR represents the estimated demand for the 35 units within the Future Development Area, which is located within the anticipated annexation area. The service request does not include the Stetson area as it is planned to be serviced by individual wells and septic systems. As discussed throughout this report, the Development is in early planning stages and negotiating an annexation agreement to be included within MCMWSD service area. The design team will work closely with MCMWSD throughout the design phase to finalize the required demands and infrastructure needs to service the proposed development. **Table 17** below summarizes the potable water, irrigation water, and sanitary sewer demands for SMR to be serviced by MCMWSD.

**Table 17: Total Demands to be Serviced by MCMWSD**

| Demand Type  | Average Day Demand |               | Max Day Demand    |               |
|--|--------------------|---------------|-------------------|---------------|
|  | (GPD)              | (AFY)         | (GPD)             | (AFY)         |
| <b>Development Area within Existing MCMWSD Boundary</b>                |                    |               |                   |               |
| Indoor Potable Water   | 146,448.50         | 164.05        | 205,027.90        | 229.67        |
| Outdoor Potable Water ( <i>Permanent Irrigation</i> )                  | 12,607.65          | 14.12         | 12,607.65         | 14.12         |
| Sanitary Sewer   | 131,655.15         | 147.48        | 184,317.21        | 206.47        |
| <b>Development Area to be Included in MCMWSD Boundary <sup>1</sup></b> |                    |               |                   |               |
| Indoor Potable Water   | 151,686.00         | 169.92        | 212,360.40        | 237.89        |
| Outdoor Potable Water ( <i>Permanent Irrigation</i> )                  | 14,460.26          | 16.20         | 14,460.26         | 16.20         |
| Sanitary Sewer   | 136,517.40         | 152.93        | 191,124.36        | 214.10        |
| <b>Total Demands to be Serviced by MCMWSD <sup>1,2</sup></b>           |                    |               |                   |               |
| <b>Potable Water</b>   | <b>325,202.41</b>  | <b>364.29</b> | <b>444,456.21</b> | <b>497.88</b> |
| <b>Sanitary Sewer</b>  | <b>268,172.55</b>  | <b>300.41</b> | <b>375,441.57</b> | <b>420.57</b> |

(1) Values are inclusive of the estimated 245 EQR representative of the Future Development Area. The number of EQR for the Future Development Area is subject to change based on development progression.

(2) Stetson lots to be serviced by individual wells and septic systems. Not anticipated to be annexed into MCMWSD.

MCMWSD board has granted a *Conditional Commitment Letter for District Central Water & Sewer Service to Stagecoach Mountain Ranch Development* on August 27, 2024, which includes the annexation lands, Development platted lands, and the Ski Base Parcel. The commitment letter is based on the condition that an Inclusion Policy is accepted by MCMWSD. At the time of this report, the Inclusion Policy is being negotiated by MCMWSD and the Owner. Refer to **Appendix F** for the conditional commitment letter.

## REFERENCES

City and County of Denver Department of Public Works Sanitary Sewer Design Technical Criteria Manual, City and County of Denver, March 2008.

Colorado Design Criteria for Domestic Wastewater Treatment Works, Colorado Department of Public Health and Environment, effective June 7, 2022.

Colorado Discharge Permit System Regulations, Department of Public Health and Environment & Water Quality Control Commission

Project Needs Assessment / Preliminary Engineering Report and Amended Site Application – Wastewater Treatment System Improvement Project, AquaWorksDBO, June 2020

Rules and Regulations, Morrison Creek Metropolitan Water and Sanitation District, Updated March 2020

Stagecoach Vault Accounting Report by Subdivision, Morrison Creek Metropolitan Water and Sanitation District, August 19, 2024.

Standard Specifications for Water and Wastewater Utilities, City of Steamboat Springs, December 2023

Sanitary Sewer Design Technical Criteria Manual, City and County of Denver Department of Public Works, Revised March 2008.

Winter Park Water & Sanitation District Rules and Regulations, AECOM, January 2024

2009 International Fire Code, International Code Council, 2009

2020 Water Distribution and Wastewater Collection Infrastructure Master Plan, Baseline Engineering Corporation, April 2021

## APPENDIX A – PROPOSED ANNEXATION INTO MCMWSD



LEGEND

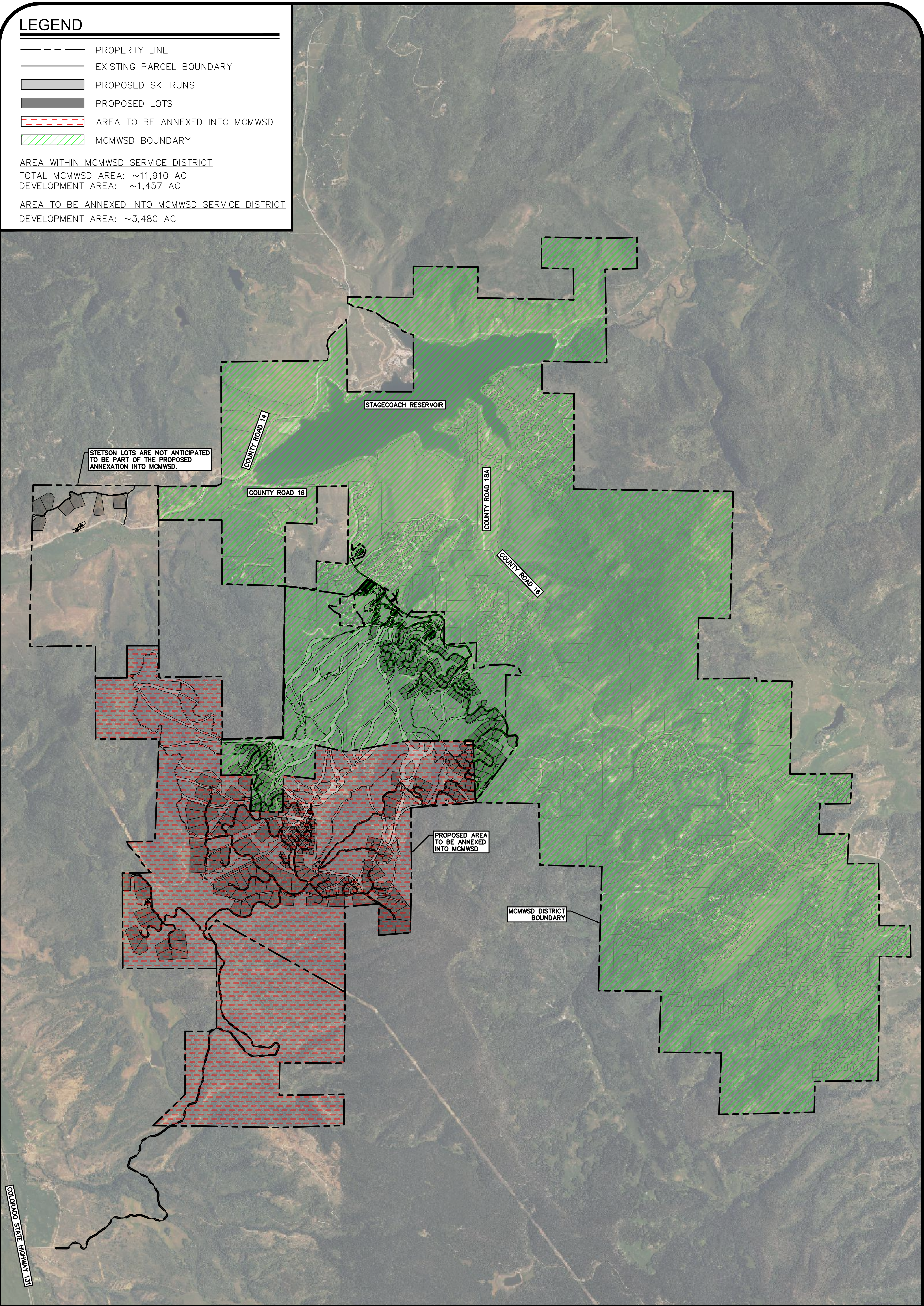
- PROPERTY LINE
- EXISTING PARCEL BOUNDARY
- PROPOSED SKI RUNS
- PROPOSED LOTS
- AREA TO BE ANNEXED INTO MCMWSD
- MCMWSD BOUNDARY

AREA WITHIN MCMWSD SERVICE DISTRICT

TOTAL MCMWSD AREA: ~11,910 AC  
DEVELOPMENT AREA: ~1,457 AC

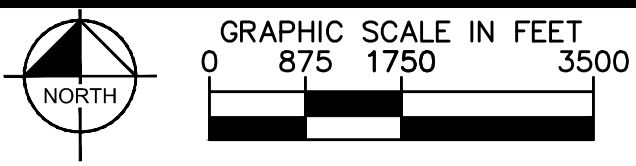
AREA TO BE ANNEXED INTO MCMWSD SERVICE DISTRICT

DEVELOPMENT AREA: ~3,480 AC



STAGECOACH MOUNTAIN RANCH - ANNEXATION PLAN  
ROUTT COUNTY, CO

February 12, 2025



Kimley»Horn

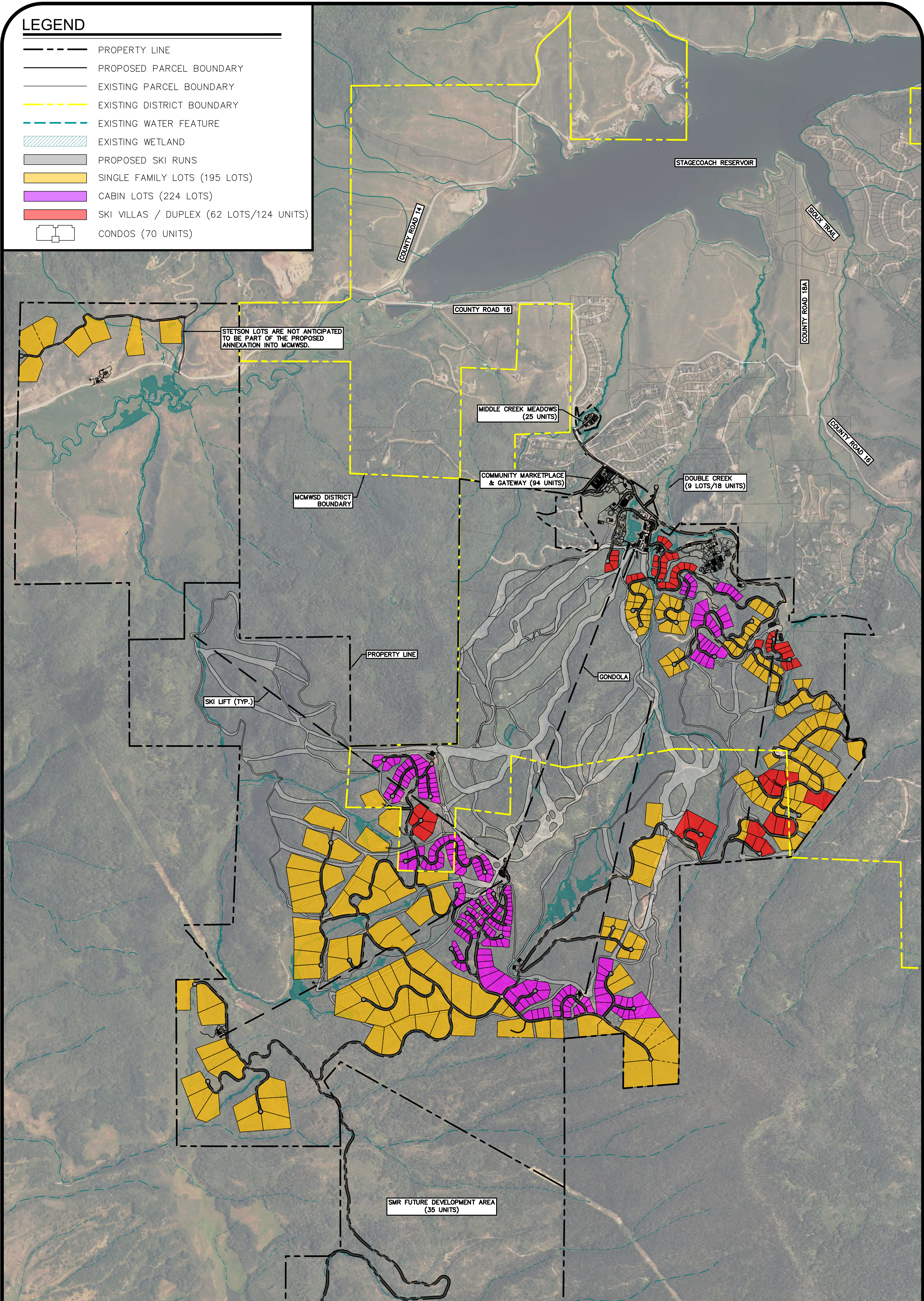


## APPENDIX B – DEVELOPMENT AREA LAYOUT & PHASING PLAN



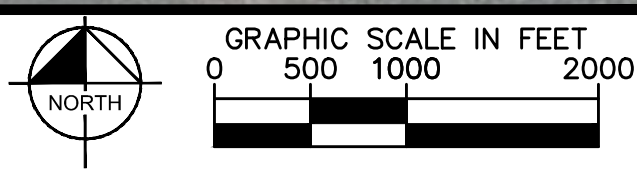
LEGEND

- PROPERTY LINE
- PROPOSED PARCEL BOUNDARY
- EXISTING PARCEL BOUNDARY
- EXISTING DISTRICT BOUNDARY
- EXISTING WATER FEATURE
- EXISTING WETLAND
- PROPOSED SKI RUNS
- SINGLE FAMILY LOTS (195 LOTS)
- CABIN LOTS (224 LOTS)
- SKI VILLAS / DUPLEX (62 LOTS/124 UNITS)
- CONDOS (70 UNITS)



STAGECOACH MOUNTAIN RANCH - RESIDENTIAL LAND USE  
ROUTT COUNTY, CO

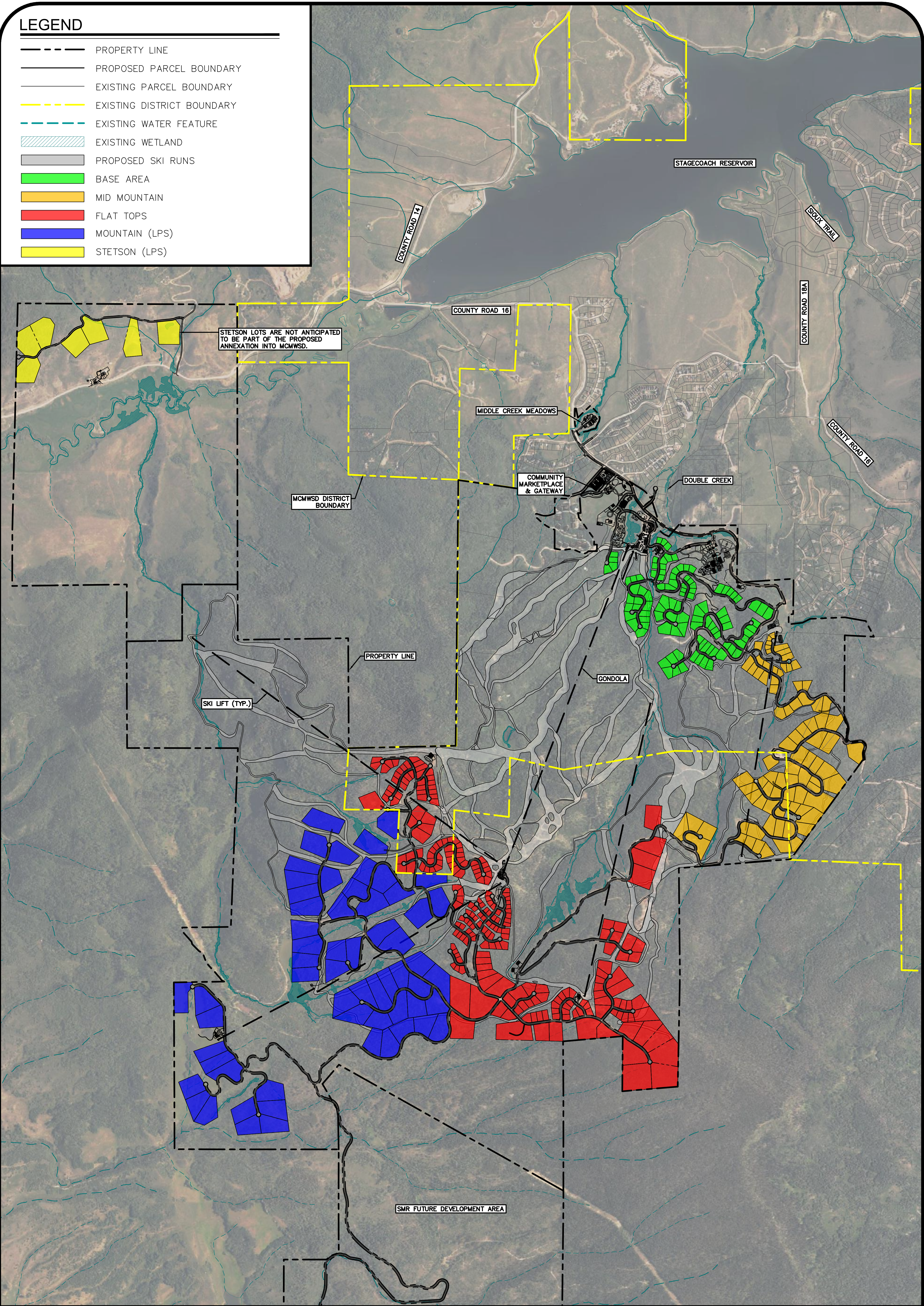
February 12, 2025





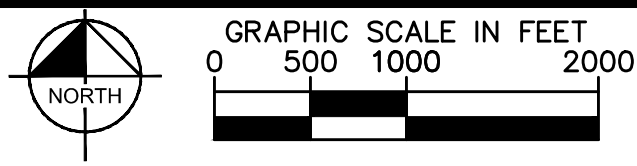
LEGEND

- PROPERTY LINE
- PROPOSED PARCEL BOUNDARY
- EXISTING PARCEL BOUNDARY
- EXISTING DISTRICT BOUNDARY
- EXISTING WATER FEATURE
- EXISTING WETLAND
- PROPOSED SKI RUNS
- BASE AREA
- MID MOUNTAIN
- FLAT TOPS
- MOUNTAIN (LPS)
- STETSON (LPS)



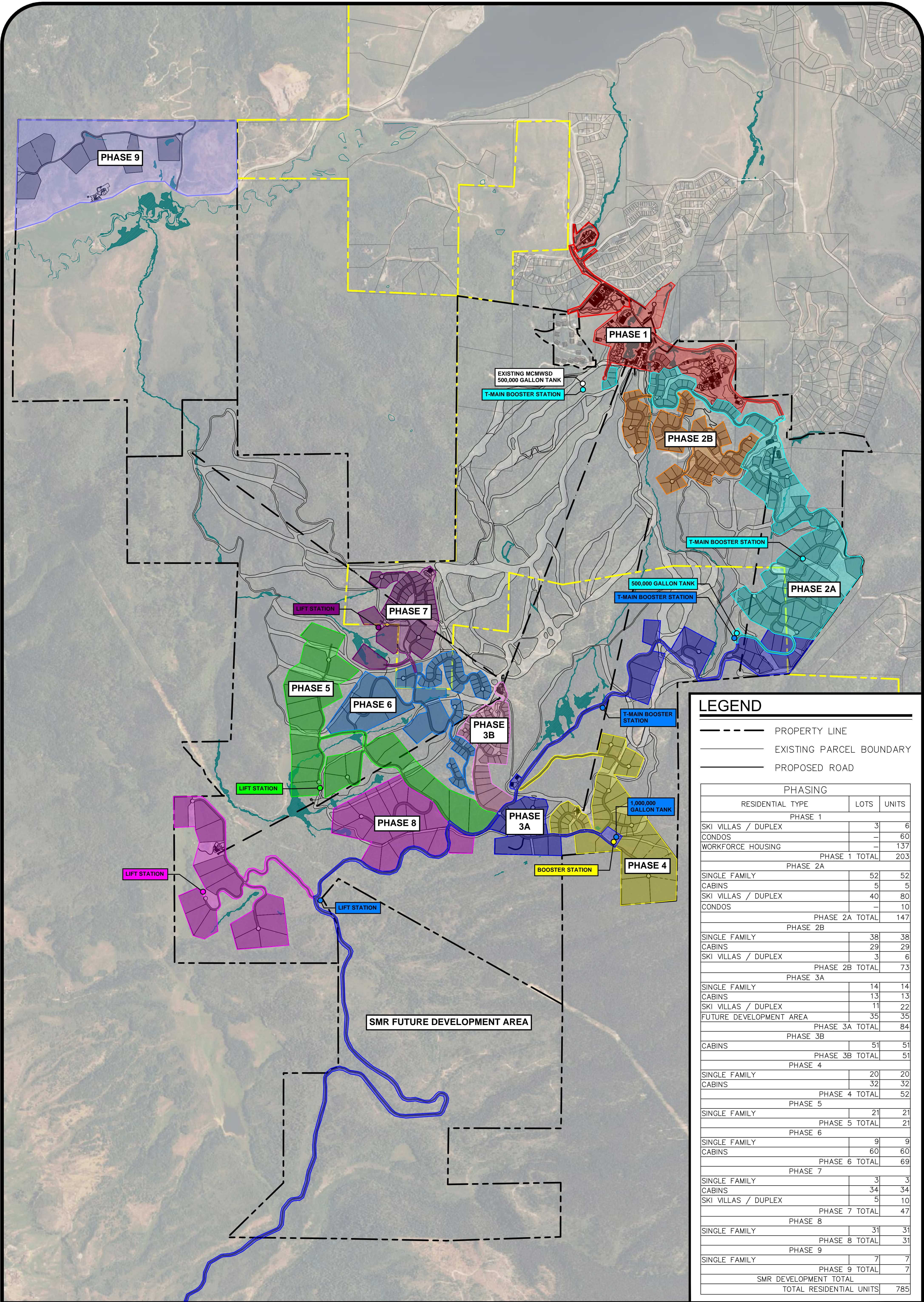
STAGECOACH MOUNTAIN RANCH - DEVELOPMENT AREAS  
ROUTT COUNTY, CO

February 12, 2025



Kimley»Horn





| PHASING                 |      |       |
|-------------------------|------|-------|
| RESIDENTIAL TYPE        | LOTS | UNITS |
| PHASE 1                 |      |       |
| SKI VILLAS / DUPLEX     | 3    | 6     |
| CONDOS                  | —    | 60    |
| WORKFORCE HOUSING       | —    | 137   |
| PHASE 1 TOTAL           |      | 203   |
| PHASE 2A                |      |       |
| SINGLE FAMILY           | 52   | 52    |
| CABINS                  | 5    | 5     |
| SKI VILLAS / DUPLEX     | 40   | 80    |
| CONDOS                  | —    | 10    |
| PHASE 2A TOTAL          |      | 147   |
| PHASE 2B                |      |       |
| SINGLE FAMILY           | 38   | 38    |
| CABINS                  | 29   | 29    |
| SKI VILLAS / DUPLEX     | 3    | 6     |
| PHASE 2B TOTAL          |      | 73    |
| PHASE 3A                |      |       |
| SINGLE FAMILY           | 14   | 14    |
| CABINS                  | 13   | 13    |
| SKI VILLAS / DUPLEX     | 11   | 22    |
| FUTURE DEVELOPMENT AREA | 35   | 35    |
| PHASE 3A TOTAL          |      | 84    |
| PHASE 3B                |      |       |
| CABINS                  | 51   | 51    |
| PHASE 3B TOTAL          |      | 51    |
| PHASE 4                 |      |       |
| SINGLE FAMILY           | 20   | 20    |
| CABINS                  | 32   | 32    |
| PHASE 4 TOTAL           |      | 52    |
| PHASE 5                 |      |       |
| SINGLE FAMILY           | 21   | 21    |
| PHASE 5 TOTAL           |      | 21    |
| PHASE 6                 |      |       |
| SINGLE FAMILY           | 9    | 9     |
| CABINS                  | 60   | 60    |
| PHASE 6 TOTAL           |      | 69    |
| PHASE 7                 |      |       |
| SINGLE FAMILY           | 3    | 3     |
| CABINS                  | 34   | 34    |
| SKI VILLAS / DUPLEX     | 5    | 10    |
| PHASE 7 TOTAL           |      | 47    |
| PHASE 8                 |      |       |
| SINGLE FAMILY           | 31   | 31    |
| PHASE 8 TOTAL           |      | 31    |
| PHASE 9                 |      |       |
| SINGLE FAMILY           | 7    | 7     |
| PHASE 9 TOTAL           |      | 7     |
| SMR DEVELOPMENT TOTAL   |      |       |
| TOTAL RESIDENTIAL UNITS |      | 785   |



## APPENDIX C – EQUIVALENT SINGLE-FAMILY UNIT ASSESSMENT SCHEDULE

# Rules and Regulations

Prepared For



Winter Park Water and Sanitation District

January 2024

Prepared By

**AECOM**

Denver, CO

## EXHIBIT A

## Equivalent Single Family Unit Assessment Schedule

| <u>Use</u>   | <u>ESFU Assessment</u> |
|--|------------------------|
| Detached Home/Townhome/Duplex/Manufactured Home<br>(up to 3 bedrooms, 2 bathrooms, 1 kitchen)  |                        |
| -Three bedrooms or less  | 1.00                   |
| -Each bedroom in excess of three   | 0.20                   |
| -Each bathroom, or portion thereof, in excess of two   | 0.20                   |
| -Each kitchen in excess of one   | 0.50                   |
| -Hot tub   | 0.20                   |
| Apartment or Condominium (each unit up to 2 bedrooms, 2 bathrooms, 1 kitchen)  |                        |
| -Two bedrooms or less  | 1.00                   |
| -Each bedroom in excess of two   | 0.32                   |
| -Each bath, or portion thereof, in excess of two   | 0.32                   |
| Studio Apartment /Affordable Housing Unit/Divisible Unit   |                        |
| -Single room less than 650 square feet with one bathroom   | 0.70                   |
| Lodge, Hotel, Motel - per rental room  | 0.60                   |
| Restaurant, Lounge, Snack Bar, Delicatessen  |                        |
| -500 square feet or less   | 1.00                   |
| -Each square foot in excess of 500 square feet   | 0.003                  |
| Movie Theater - per seat   | 0.02                   |
| Automobile Service Station - without car wash  |                        |
| -Four fuel nozzles or less   | 1.50                   |
| -Each fuel nozzle in excess of four  | 0.20                   |
| Automobile Service Station/Retail Combination - without car wash   |                        |
| -Four fuel nozzles or less   | 1.50                   |
| -Each fuel nozzle in excess of four  | 0.20                   |
| -Retail space per 1,000 square feet  | 0.50                   |
| Self-Service Laundromat - per washing machine  | 1.30                   |
| Beauty Salon/Hairdresser - per station   | 0.35                   |
| Fire Station, Maintenance Building, Warehouse - per 1,000 square feet  | 0.15                   |
| Office/Office Building - per 1,000 square feet   | 0.75                   |
| Retail Store - per 1,000 square feet   | 0.50                   |
| Ski Rental Shop - per 1,000 square feet  | 0.75                   |
| Doctor Office, Dentist Office - per 1,000 square feet  | 1.00                   |
| Undesigned Commercial Space - per 1,000 square feet  | 0.50                   |
| School   |                        |
| -Without cafeteria or showers - per student  | 0.04                   |
| -With cafeteria, gym and/or swimming pool - per student  | 0.06                   |
| Day Care Center - per unit of child care capacity  | 0.04                   |
| Church, Conference/Meeting/Banquet Room (and similar facilities<br>without in-house food serving capabilities - per 1,000 square feet) | 0.30                   |
| Church, Conference/Meeting/Banquet Room (and similar facilities<br>with in-house food serving capabilities - per 1,000 square feet)    | 0.40                   |
| Ski Area, summation of ESFUs from other applicable use<br>categories plus 85% of total hourly lift capacity times                      | 0.001                  |
| Health Spa/Fitness Center - per 1,000 square feet  | 1.50                   |
| Bowling Alley  | 0.50                   |
| Travel Trailer Park  |                        |
| -Without individual water and sewer hookups - per space  | 0.20                   |
| -With individual water and sewer hookups - per space   | 0.25                   |
| Car Wash (coin operated) - per stall   | 2.00                   |

EXHIBIT A

Notes:

- 1) The 1.00 ESFU is based on usage of 350 gallons of water per day. If usage is beyond reasonable and customary, the District reserves the right to re-evaluate the assessment.
- 2) The minimum ESFU assessment per account will be .5 tap.
- 3) Other types of assessment will be determined by the Board based on projected use.
- 4) Combinations of above are additive.
- 5) A Divisible Unit (listed above with Studio and Affordable Housing) is defined as a single living unit which contains rooms or areas which can be used independent of the remainder of the dwelling, such as having separate entrances, stairways, or lock-off potential.
- 6) A Loft (or mezzanine) shall be considered as one bedroom for the purpose of assessment calculation. A loft is defined as an intermediate floor placed in any story or room not to exceed 33% of the total floor area in that room (according to Uniform Building Code).
- 7) The above schedule does not address all amenities which may be contained in a building (for example swimming pool, handball courts, tennis courts, exercise rooms, spas, hot tubs) or common elements (for example drinking fountains, public restrooms, lounge areas) which benefit owners, residents and guests. These will be considered for assessment on a case-by-case basis.
- 8) Irrigation is defined as exterior use of water for landscaping watering. See General Section 4, Item C for more detailed information on Irrigation.
- 9) Monthly service fees are to be paid year round, and start the first of the month after tap fee payment is due. An allowance is made for a construction period; the District will charge one-half the regular monthly service fee rate for the first six-month period, or when the Certificate of Occupancy is issued, whichever comes first. Then, regular monthly service fee rates will take effect.

## APPENDIX D – POTABLE WATER SYSTEM

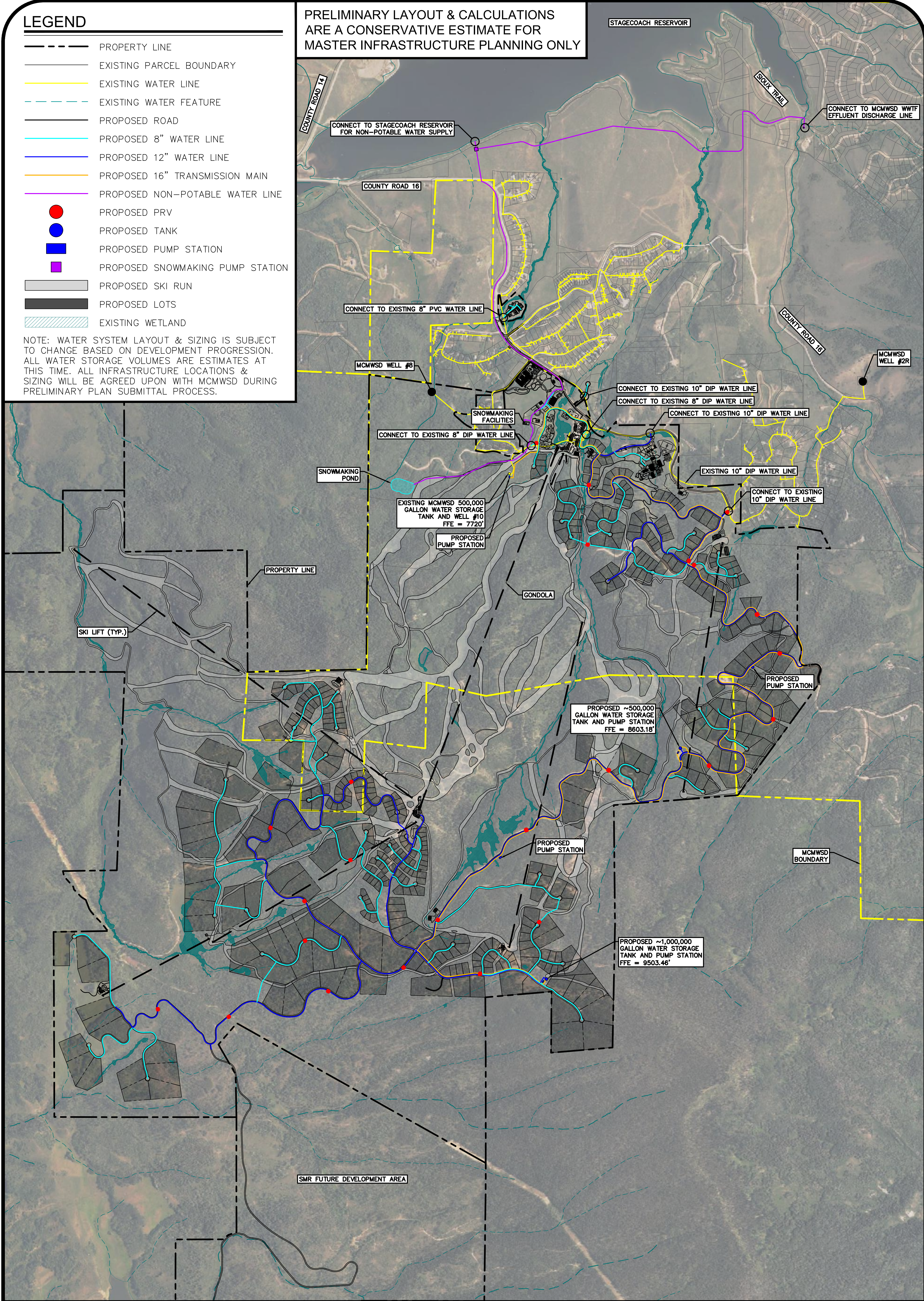


LEGEND

- PROPERTY LINE
- EXISTING PARCEL BOUNDARY
- EXISTING WATER LINE
- EXISTING WATER FEATURE
- PROPOSED ROAD
- PROPOSED 8" WATER LINE
- PROPOSED 12" WATER LINE
- PROPOSED 16" TRANSMISSION MAIN
- PROPOSED NON-POTABLE WATER LINE
- PROPOSED PRV
- PROPOSED TANK
- PROPOSED PUMP STATION
- PROPOSED SNOWMAKING PUMP STATION
- PROPOSED SKI RUN
- PROPOSED LOTS
- EXISTING WETLAND

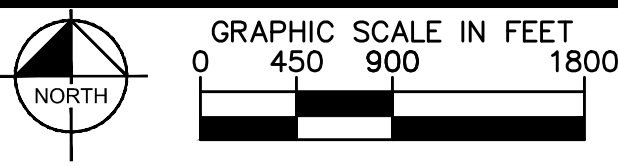
NOTE: WATER SYSTEM LAYOUT & SIZING IS SUBJECT TO CHANGE BASED ON DEVELOPMENT PROGRESSION. ALL WATER STORAGE VOLUMES ARE ESTIMATES AT THIS TIME. ALL INFRASTRUCTURE LOCATIONS & SIZING WILL BE AGREED UPON WITH MCMWSD DURING PRELIMINARY PLAN SUBMITTAL PROCESS.

PRELIMINARY LAYOUT & CALCULATIONS ARE A CONSERVATIVE ESTIMATE FOR MASTER INFRASTRUCTURE PLANNING ONLY



STAGECOACH MOUNTAIN RANCH - WATER SYSTEM LAYOUT  
ROUTT COUNTY, CO

February 13, 2025



Kimley»Horn

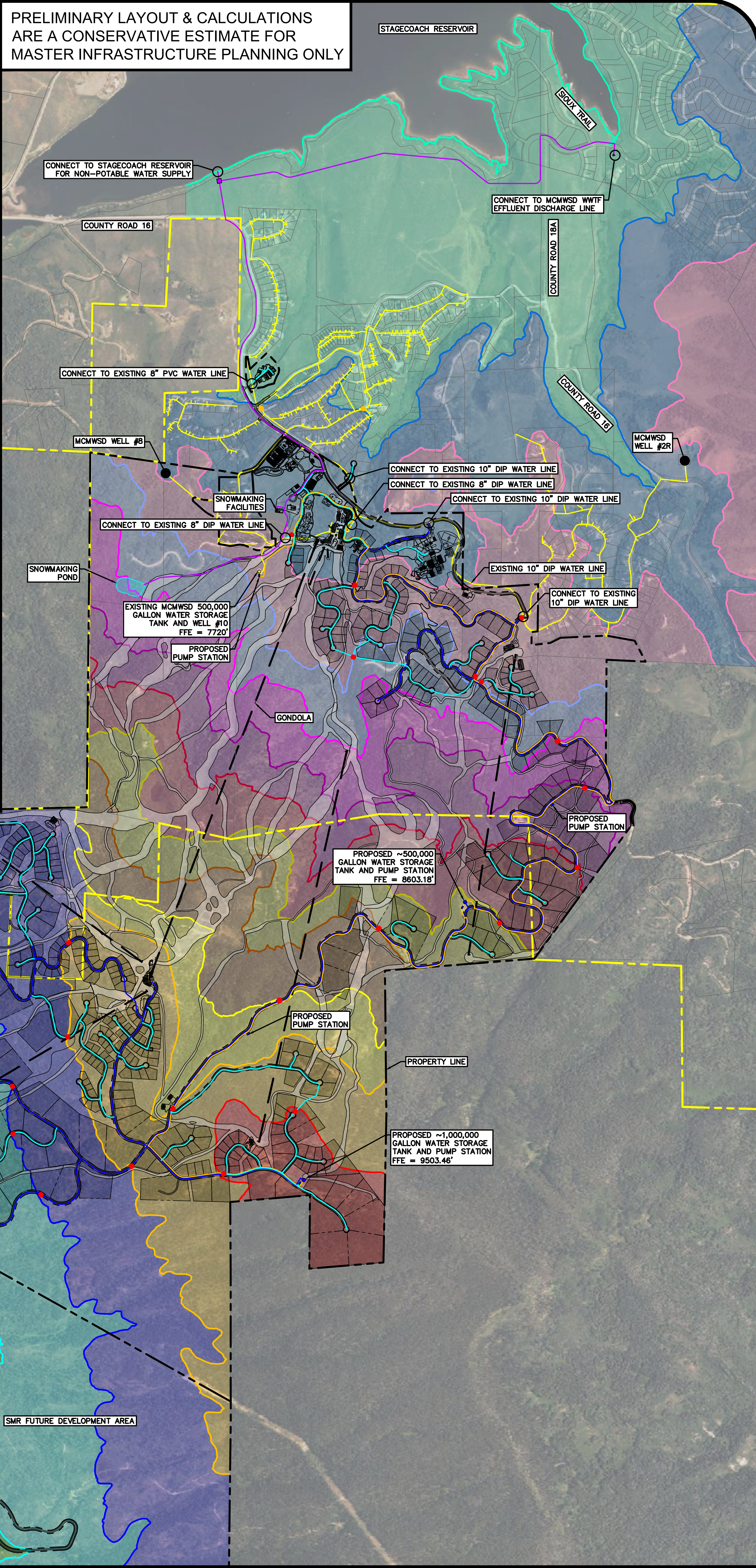


LEGEND

- PROPERTY LINE
- EXISTING PARCEL BOUNDARY
- EXISTING WATER LINE
- PROPOSED ROAD
- PROPOSED 8" WATER LINE
- PROPOSED 12" WATER LINE
- PROPOSED 16" TRANSMISSION MAIN
- PROPOSED NON-POTABLE WATER LINE
- PRESSURE ZONE 1
- PRESSURE ZONE 2
- PRESSURE ZONE 3
- PRESSURE ZONE 4
- PRESSURE ZONE 5
- PRESSURE ZONE 6
- PRESSURE ZONE 7
- PRESSURE ZONE 8
- PRESSURE ZONE 9
- PRESSURE ZONE 10
- PRESSURE ZONE 11
- PRESSURE ZONE 12
- PRESSURE ZONE 13
- PRESSURE ZONE 14
- PRESSURE ZONE 15
- PRESSURE ZONE 16
- PROPOSED SKI RUN
- PROPOSED LOTS
- EXISTING TANK
- EXISTING PRV
- PROPOSED PRV
- PROPOSED TANK
- PROPOSED BOOSTER STATION
- PROPOSED SNOWMAKING PUMP STATION

NOTE: WATER SYSTEM LAYOUT & SIZING IS SUBJECT TO CHANGE BASED ON DEVELOPMENT PROGRESSION. ALL WATER STORAGE VOLUMES ARE ESTIMATES AT THIS TIME. ALL INFRASTRUCTURE LOCATIONS & SIZING WILL BE AGREED UPON WITH MCMWSD DURING PRELIMINARY PLAN SUBMITTAL PROCESS.

PRELIMINARY LAYOUT & CALCULATIONS ARE A CONSERVATIVE ESTIMATE FOR MASTER INFRASTRUCTURE PLANNING ONLY





# Stagecoach Mountain Ranch: Overall Potable Water Demands

| Overall Indoor Water Demands                                |  |          |                    |            |        |   |                |            |        |   |                  |              |          |
|---|--|----------|--------------------|------------|--------|---|----------------|------------|--------|---|------------------|--------------|----------|
| Property  | Land Usage Type <sup>1</sup>                         | EQR      | Average Day Demand |            |        | Peaking Factor<br>(Average Day to<br>Max Day) | Max Day Demand |            |        | Peaking Factor<br>(Average Day to<br>Peak Hour) | Peak Hour Demand |              |          |
|   |  |          | (GPM)              | (GPD)      | (AFY)  |   | (GPM)          | (GPD)      | (AFY)  |   | (GPM)            | (GPD)        | (AFY)    |
| Ski Mountain  | Base Area  |          |                    |            |        |   |                |            |        |   |                  |              |          |
|   | Residential <sup>2</sup>                             | 479.72   | 39.56              | 56,972.00  | 63.82  | 1.40  | 55.39          | 79,760.80  | 89.35  | 3.50  | 138.47           | 199,402.00   | 223.37   |
|   | Non-Residential <sup>4</sup>                         | 213.16   | 29.61              | 42,632.50  | 47.76  | 1.40  | 41.45          | 59,685.50  | 66.86  | 3.50  | 103.62           | 149,213.75   | 167.15   |
|   | Mid Mountain   |          |                    |            |        |   |                |            |        |   |                  |              |          |
|   | Residential  | 334.80   | 23.25              | 33,480.00  | 37.50  | 1.40  | 32.55          | 46,872.00  | 52.51  | 3.50  | 81.38            | 117,180.00   | 131.26   |
|   | Non-Residential                                      | 32.50    | 4.51               | 6,500.00   | 7.28   | 1.40  | 6.32           | 9,100.00   | 10.19  | 3.50  | 15.80            | 22,750.00    | 25.48    |
|   | Flat Tops  |          |                    |            |        |   |                |            |        |   |                  |              |          |
|   | Residential  | 548.60   | 38.10              | 54,860.00  | 61.45  | 1.40  | 53.34          | 76,804.00  | 86.04  | 3.50  | 133.34           | 192,010.00   | 215.09   |
|   | Non-Residential                                      | 168.45   | 23.40              | 33,690.00  | 37.74  | 1.40  | 32.75          | 47,166.00  | 52.84  | 3.50  | 81.89            | 117,915.00   | 132.09   |
|   | Mountain (Land Preservation Subdivision)             |          |                    |            |        |   |                |            |        |   |                  |              |          |
|   | Residential  | 420.00   | 29.17              | 42,000.00  | 47.05  | 1.40  | 40.83          | 58,800.00  | 65.87  | 3.50  | 102.08           | 147,000.00   | 164.67   |
|   | Non-Residential                                      | 17.50    | 2.43               | 3,500.00   | 3.92   | 1.40  | 3.40           | 4,900.00   | 5.49   | 3.50  | 8.51             | 12,250.00    | 13.72    |
|   | Future Development Area                              |          |                    |            |        |   |                |            |        |   |                  |              |          |
|   | Residential  | 245.00   | 17.01              | 24,500.00  | 27.44  | 1.40  | 23.82          | 34,300.00  | 38.42  | 3.50  | 59.55            | 85,750.00    | 96.06    |
|   | Non-Residential                                      | -        | -                  | -          | -      | -   | -              | -          | -      | -   | -                | -            | -        |
| Stetson Ranch   | Stetson (Land Preservation Subdivision) <sup>3</sup> |          |                    |            |        |   |                |            |        |   |                  |              |          |
|   | Residential  | 49.00    | 3.40               | 4,900.00   | 5.49   | 1.40  | 4.76           | 6,860.00   | 7.68   | 3.50  | 11.91            | 17,150.00    | 19.21    |
|   | Non-Residential                                      | 19.48    | 2.70               | 3,895.00   | 4.36   | 1.40  | 3.79           | 5,453.00   | 6.11   | 3.50  | 9.47             | 13,632.50    | 15.27    |
| Stagecoach Mountain Ranch                                   |  |          |                    |            |        |   |                |            |        |   |                  |              |          |
| Residential Indoor Water Demand                             |  | 2,077.12 | 150.49             | 216,712.00 | 242.76 |   | 210.69         | 303,396.80 | 339.86 |   | 526.73           | 758,492.00   | 849.66   |
| Non-Residential Indoor Water Demand <sup>4</sup>            |  | 451.09   | 62.65              | 90,217.50  | 101.06 |   | 87.71          | 126,304.50 | 141.49 |   | 219.28           | 315,761.25   | 353.71   |
| Total Indoor Water Demand <sup>4</sup>                      |  | 2,528.21 | 213.15             | 306,929.50 | 343.82 |   | 298.40         | 429,701.30 | 481.35 |   | 746.01           | 1,074,253.25 | 1,203.38 |
| Total Indoor Water Demand Serviced by MCMWSD <sup>3,5</sup> |  | 2,459.73 | 207.04             | 298,134.50 | 333.97 |   | 289.85         | 417,388.30 | 467.56 |   | 724.63           | 1,043,470.75 | 1,168.89 |

Notes:

- (1) Residential demands correspond to a maximum occupancy rate of 50% that the development will observe at buildout. Workforce Housing units are considered fully occupied year round. Non-residential demands do not incorporate occupancy rates as they have already been allocated through amenity sizing.
- (2) Base Area residential demands include the Workforce Housing demands.
- (3) Stetson lots to be serviced by individual wells. Not anticipated to be annexed into MCMWSD.
- (4) A 0.23 EQR difference between the anticipated water and sewer demands is as a result of the proposed Green House only requiring water service, while sanitary sewer demand and service is not anticipated.
- (5) A 0.82 EQR difference between the anticipated water and sewer demands to be serviced by MCMWSD is as a result of the proposed Green House and Horse Barn only requiring water services, while sanitary sewer demand and service is not anticipated for the Green House and service for the Horse Barn's anticipated sanitary sewer demand will be provided by an onsite septic system.

| Overall Outdoor Water Demands                              |  |                             |  |           |       |                             |  |           |       |
|--|--|-----------------------------|--|-----------|-------|-----------------------------|--|-----------|-------|
| Property   | Land Usage Type                                      | Temporary<br>Irrigated Area | Temporary Irrigation Demand <sup>1,2,3</sup> |           |       | Permanent<br>Irrigated Area | Permanent Irrigation Demand <sup>1</sup> |           |       |
|  |  | (Acres)                     | (GPM)  | (GPD)     | (AFY) | (Acres)                     | (GPM)                                    | (GPD)     | (AFY) |
| Ski Mountain   | Base Area  |                             |  |           |       |                             |  |           |       |
|  | Residential <sup>4</sup>                             | 14.16                       | 7.02   | 10,115.63 | 11.33 | 7.66                        | 3.80                                     | 5,467.69  | 6.12  |
|  | Non-Residential                                      | 4.22                        | 2.09   | 3,016.65  | 3.38  | 1.68                        | 0.83                                     | 1,196.82  | 1.34  |
|  | Mid Mountain   |                             |  |           |       |                             |  |           |       |
|  | Residential  | 10.64                       | 5.28   | 7,600.66  | 8.51  | 5.81                        | 2.88                                     | 4,147.90  | 4.65  |
|  | Non-Residential                                      | 0.11                        | 0.06   | 81.97     | 0.09  | 0.06                        | 0.03                                     | 40.99     | 0.05  |
|  | Flat Tops  |                             |  |           |       |                             |  |           |       |
|  | Residential  | 28.79                       | 14.28  | 20,559.15 | 23.03 | 15.70                       | 7.79                                     | 11,214.08 | 12.56 |
|  | Non-Residential                                      | 0.73                        | 0.36   | 524.64    | 0.59  | 0.34                        | 0.17                                     | 245.92    | 0.28  |
|  | Mountain (Land Preservation Subdivision)             |                             |  |           |       |                             |  |           |       |
|  | Residential  | 7.58                        | 3.76   | 5,410.30  | 6.06  | 4.13                        | 2.05                                     | 2,951.07  | 3.31  |
|  | Non-Residential                                      | 0.18                        | 0.09   | 131.16    | 0.15  | 0.11                        | 0.06                                     | 81.97     | 0.09  |
|  | Future Development Area                              |                             |  |           |       |                             |  |           |       |
|  | Residential  | 4.42                        | 2.19   | 3,156.01  | 3.54  | 2.41                        | 1.20                                     | 1,721.46  | 1.93  |
|  | Non-Residential                                      | -                           | -  | -         | -     | -                           | -  | -         | -     |
| Stetson Ranch  | Stetson (Land Preservation Subdivision) <sup>5</sup> |                             |  |           |       |                             |  |           |       |
|  | Residential  | 0.88                        | 0.44   | 631.20    | 0.71  | 0.48                        | 0.24                                     | 344.29    | 0.39  |
|  | Non-Residential                                      | 0.23                        | 0.11   | 163.95    | 0.18  | 0.11                        | 0.06                                     | 81.97     | 0.09  |
| Stagecoach Mountain Ranch                                  |  |                             |  |           |       |                             |  |           |       |
| Residential Outdoor Water Demand                           |  | 66.47                       | 32.97  | 47,472.95 | 53.18 | 36.19                       | 17.95                                    | 25,846.49 | 28.95 |
| Non-Residential Outdoor Water Demand                       |  | 5.49                        | 2.72   | 3,918.37  | 4.39  | 2.31                        | 1.14                                     | 1,647.68  | 1.85  |
| Total Outdoor Water Demand                                 |  | 71.96                       | 35.69  | 51,391.32 | 57.57 | 38.50                       | 19.09                                    | 27,494.18 | 30.80 |
| Total Outdoor Water Demand Serviced by MCMWSD <sup>5</sup> |  | 70.85                       | 35.14  | 50,596.17 | 56.68 | 37.90                       | 18.80                                    | 27,067.91 | 30.32 |

Notes:

- (1) Irrigation demand assumes one (1) inch of water per week for the area proposed to be irrigated for an irrigation period of 20 weeks, and removing 10 inches of precipitation (average from 2000 to 2024), yields 10 inches (0.8 feet) of water per irrigation season.
- (2) Temporary Irrigation to occur for approximately 1-1.5 years to establish vegetation.
- (3) The Development will be market driven and phased over multiple years, it is not anticipated that the potable water system will ever reach the full calculated temporary irrigation demand.
- (4) Base Area residential demands include the Workforce Housing demands.
- (5) Stetson lots to be serviced by individual wells. Not anticipated to be annexed into MCMWSD.

Stagecoach Mountain Ranch: Residential Potable Water Demands

| Indoor Residential Water Demands                                      |  |           |                |                 |                         |          |                                     |                             |                    |            |        |   |                |            |        |   |                  |            |        |
|---|--|-----------|----------------|-----------------|-------------------------|----------|-------------------------------------|-----------------------------|--------------------|------------|--------|---|----------------|------------|--------|---|------------------|------------|--------|
| Property  | Residential Type   | Unit Size | Number of Lots | Number of Units | EQR Factor <sup>1</sup> | EQR      | Maximum Occupancy Rate <sup>2</sup> | Average Demand <sup>3</sup> | Average Day Demand |            |        | Peaking Factor (Average Day to Max Day) | Max Day Demand |            |        | Peaking Factor (Average Day to Peak Hour) | Peak Hour Demand |            |        |
|   |  | (SQ.FT)   | (EA)           | (EA)            |                         |          |                                     | (GPD/EQR)                   | (GPM)              | (GPD)      | (AFY)  |   | (GPM)          | (GPD)      | (AFY)  |   | (GPM)            | (GPD)      | (AFY)  |
| Ski Mountain  | Base Area  |           |                |                 |                         |          |                                     |                             |                    |            |        |   |                |            |        |   |                  |            |        |
|   | Single-Family  | 7,500     | 41             | 41              | 3.00                    | 123.00   | 50%                                 | 200.00                      | 8.54               | 12,300.00  | 13.78  | 1.40                                    | 11.96          | 17,220.00  | 19.29  | 3.50                                      | 29.90            | 43,050.00  | 48.22  |
|   | Cabins   | 5,000     | 34             | 34              | 2.00                    | 68.00    | 50%                                 | 200.00                      | 4.72               | 6,800.00   | 7.62   | 1.40                                    | 6.61           | 9,520.00   | 10.66  | 3.50                                      | 16.53            | 23,800.00  | 26.66  |
|   | Ski Villas / Duplex  | 4,200     | 27             | 54              | 1.68                    | 90.72    | 50%                                 | 200.00                      | 6.30               | 9,072.00   | 10.16  | 1.40                                    | 8.82           | 12,700.80  | 14.23  | 3.50                                      | 22.05            | 31,752.00  | 35.57  |
|   | Condos   | 4,500     | -              | 60              | 1.80                    | 108.00   | 50%                                 | 200.00                      | 7.50               | 10,800.00  | 12.10  | 1.40                                    | 10.50          | 15,120.00  | 16.94  | 3.50                                      | 26.25            | 37,800.00  | 42.34  |
|   | Workforce Housing (Double Creek) <sup>4</sup>                    | 2,500     | 9              | 18              | 1.00                    | 18.00    | 100%                                | 200.00                      | 2.50               | 3,600.00   | 4.03   | 1.40                                    | 3.50           | 5,040.00   | 5.65   | 3.50                                      | 8.75             | 12,600.00  | 14.11  |
|   | Workforce Housing (Community Marketplace & Gateway) <sup>4</sup> | 1,250     | -              | 94              | 0.50                    | 47.00    | 100%                                | 200.00                      | 6.53               | 9,400.00   | 10.53  | 1.40                                    | 9.14           | 13,160.00  | 14.74  | 3.50                                      | 22.85            | 32,900.00  | 36.85  |
|   | Workforce Housing (Middle Creek Meadow) <sup>4</sup>             | 2,500     | 6              | 25              | 1.00                    | 25.00    | 100%                                | 200.00                      | 3.47               | 5,000.00   | 5.60   | 1.40                                    | 4.86           | 7,000.00   | 7.84   | 3.50                                      | 12.15            | 17,500.00  | 19.60  |
|   | Mid Mountain   |           |                |                 |                         |          |                                     |                             |                    |            |        |   |                |            |        |   |                  |            |        |
|   | Single-Family  | 10,000    | 54             | 54              | 4.00                    | 216.00   | 50%                                 | 200.00                      | 15.00              | 21,600.00  | 24.20  | 1.40                                    | 21.00          | 30,240.00  | 33.87  | 3.50                                      | 52.50            | 75,600.00  | 84.69  |
|   | Ski Villas / Duplex  | 4,200     | 30             | 60              | 1.68                    | 100.80   | 50%                                 | 200.00                      | 7.00               | 10,080.00  | 11.29  | 1.40                                    | 9.80           | 14,112.00  | 15.81  | 3.50                                      | 24.50            | 35,280.00  | 39.52  |
|   | Condos   | 4,500     | -              | 10              | 1.80                    | 18.00    | 50%                                 | 200.00                      | 1.25               | 1,800.00   | 2.02   | 1.40                                    | 1.75           | 2,520.00   | 2.82   | 3.50                                      | 4.38             | 6,300.00   | 7.06   |
|   | Flat Tops  |           |                |                 |                         |          |                                     |                             |                    |            |        |   |                |            |        |   |                  |            |        |
|   | Single-Family  | 11,500    | 33             | 33              | 4.60                    | 151.80   | 50%                                 | 200.00                      | 10.54              | 15,180.00  | 17.00  | 1.40                                    | 14.76          | 21,252.00  | 23.81  | 3.50                                      | 36.90            | 53,130.00  | 59.52  |
|   | Cabins   | 5,000     | 190            | 190             | 2.00                    | 380.00   | 50%                                 | 200.00                      | 26.39              | 38,000.00  | 42.57  | 1.40                                    | 36.94          | 53,200.00  | 59.59  | 3.50                                      | 92.36            | 133,000.00 | 148.99 |
|   | Ski Villas / Duplex  | 4,200     | 5              | 10              | 1.68                    | 16.80    | 50%                                 | 200.00                      | 1.17               | 1,680.00   | 1.88   | 1.40                                    | 1.63           | 2,352.00   | 2.63   | 3.50                                      | 4.08             | 5,880.00   | 6.59   |
|   | Mountain (Land Preservation Subdivision)                         |           |                |                 |                         |          |                                     |                             |                    |            |        |   |                |            |        |   |                  |            |        |
|   | Single-Family  | 17,500    | 60             | 60              | 7.00                    | 420.00   | 50%                                 | 200.00                      | 29.17              | 42,000.00  | 47.05  | 1.40                                    | 40.83          | 58,800.00  | 65.87  | 3.50                                      | 102.08           | 147,000.00 | 164.67 |
|   | Future Development Area  |           |                |                 |                         |          |                                     |                             |                    |            |        |   |                |            |        |   |                  |            |        |
|   | Single-Family  | 17,500    | 35             | 35              | 7.00                    | 245.00   | 50%                                 | 200.00                      | 17.01              | 24,500.00  | 27.44  | 1.40                                    | 23.82          | 34,300.00  | 38.42  | 3.50                                      | 59.55            | 85,750.00  | 96.06  |
| Stetson Ranch   | Stetson (Land Preservation Subdivision) <sup>5</sup>             |           |                |                 |                         |          |                                     |                             |                    |            |        |   |                |            |        |   |                  |            |        |
|   | Single-Family  | 17,500    | 7              | 7               | 7.00                    | 49.00    | 50%                                 | 200.00                      | 3.40               | 4,900.00   | 5.49   | 1.40                                    | 4.76           | 6,860.00   | 7.68   | 3.50                                      | 11.91            | 17,150.00  | 19.21  |
| Stagecoach Mountain Ranch   |  |           |                |                 |                         |          |                                     |                             |                    |            |        |   |                |            |        |   |                  |            |        |
| Total SMR Indoor Residential Water Demand                             |  |           | 516            | 648             |                         | 1,987.12 |                                     |                             | 137.99             | 198,712.00 | 222.60 |   | 193.19         | 278,196.80 | 311.64 |   | 482.98           | 695,492.00 | 779.09 |
| Total Workforce Housing Indoor Water Demand <sup>4</sup>              |  |           | 15             | 137             |                         | 90.00    |                                     |                             | 12.50              | 18,000.00  | 20.16  |   | 17.50          | 25,200.00  | 28.23  |   | 43.75            | 63,000.00  | 70.57  |
| Total Indoor Residential Water Demand                                 |  |           | 531            | 785             |                         | 2,077.12 |                                     |                             | 150.49             | 216,712.00 | 242.76 |   | 210.69         | 303,396.80 | 339.86 |   | 526.73           | 758,492.00 | 849.66 |
| Total Indoor Residential Water Demand Serviced by MCMWSD <sup>5</sup> |  |           | 524            | 778             |                         | 2,028.12 |                                     |                             | 147.09             | 211,812.00 | 237.27 |   | 205.93         | 296,536.80 | 332.18 |   | 514.82           | 741,342.00 | 830.45 |

Notes:

- (1) Refer to the "Equivalent Residential Unit Calculation" section of the Water & Sanitary Sewer Demand Analysis.
- (2) Maximum Occupancy Rate represents the maximum occupancy rate that the development will observe at buildout. Workforce Housing units are considered fully occupied year round.
- (3) Average Demand corresponds to the 200 GPD that MCMWSD observes for 1.0 EQR in their existing system.
- (4) Workforce Housing will not be included in the total residential units to be sold for the development, but will be included with the units to be serviced by MCMWSD.
- (5) Stetson lots to be serviced by individual wells. Not anticipated to be annexed into MCMWSD.

| Outdoor Residential Water Demands                                      |  |                |                          |         |  |           |       |                          |         |  |           |       |
|--|--|----------------|--------------------------|---------|--|-----------|-------|--------------------------|---------|--|-----------|-------|
| Property   | Land Usage Type  | Number of Lots | Temporary Irrigated Area |         | Temporary Irrigation Demand <sup>1,2,3</sup> |           |       | Permanent Irrigated Area |         | Permanent Irrigation Demand <sup>1</sup> |           |       |
|  |  |                | (SQ.FT/Lot)              | (Acres) | (GPM)  | (GPD)     | (AFY) | (SQ.FT/Lot)              | (Acres) | (GPM)                                    | (GPD)     | (AFY) |
| Ski Mountain   | Base Area  |                |                          |         |  |           |       |                          |         |  |           |       |
|  | Single-Family  | 41             | 5,500                    | 5.18    | 2.57   | 3,697.04  | 4.14  | 3,000                    | 2.82    | 1.40                                     | 2,016.57  | 2.26  |
|  | Cabins   | 34             | 5,500                    | 4.29    | 2.13   | 3,065.84  | 3.43  | 3,000                    | 2.34    | 1.16                                     | 1,672.28  | 1.87  |
|  | Ski Villas / Duplex  | 27             | 5,500                    | 3.41    | 1.69   | 2,434.64  | 2.73  | 3,000                    | 1.86    | 0.92                                     | 1,327.98  | 1.49  |
|  | Condos <sup>4</sup>  | -              | 1,600                    | 0.18    | 0.09   | 131.16    | 0.15  | 1,000                    | 0.11    | 0.06                                     | 81.97     | 0.09  |
|  | Workforce Housing (Double Creek) <sup>6</sup>                      | 9              | 3,000                    | 0.62    | 0.31   | 442.66    | 0.50  | 1,500                    | 0.31    | 0.15                                     | 221.33    | 0.25  |
|  | Workforce Housing (Community Marketplace & Gateway) <sup>6,7</sup> | -              | -                        | -       | -  | -         | -     | -                        | -       | -  | -         | -     |
|  | Workforce Housing (Middle Creek Meadow) <sup>4</sup>               | 6              | 3,500                    | 0.48    | 0.24   | 344.29    | 0.39  | 1,500                    | 0.21    | 0.10                                     | 147.55    | 0.17  |
|  | Mid Mountain   |                |                          |         |  |           |       |                          |         |  |           |       |
|  | Single-Family  | 54             | 5,500                    | 6.82    | 3.38   | 4,869.27  | 5.45  | 3,000                    | 3.72    | 1.84                                     | 2,655.97  | 2.98  |
|  | Ski Villas / Duplex  | 30             | 5,500                    | 3.79    | 1.88   | 2,705.15  | 3.03  | 3,000                    | 2.07    | 1.02                                     | 1,475.54  | 1.65  |
|  | Condos <sup>4,5</sup>  | -              | 1,600                    | 0.04    | 0.02   | 26.23     | 0.03  | 1,000                    | 0.02    | 0.01                                     | 16.39     | 0.02  |
|  | Flat Tops  |                |                          |         |  |           |       |                          |         |  |           |       |
|  | Single-Family  | 33             | 5,500                    | 4.17    | 2.07   | 2,975.67  | 3.33  | 3,000                    | 2.27    | 1.13                                     | 1,623.09  | 1.82  |
|  | Cabins   | 190            | 5,500                    | 23.99   | 11.90  | 17,132.63 | 19.19 | 3,000                    | 13.09   | 6.49                                     | 9,345.07  | 10.47 |
|  | Ski Villas / Duplex  | 5              | 5,500                    | 0.63    | 0.31   | 450.86    | 0.51  | 3,000                    | 0.34    | 0.17                                     | 245.92    | 0.28  |
|  | Mountain (Land Preservation Subdivision)                           |                |                          |         |  |           |       |                          |         |  |           |       |
|  | Single-Family  | 60             | 5,500                    | 7.58    | 3.76   | 5,410.30  | 6.06  | 3,000                    | 4.13    | 2.05                                     | 2,951.07  | 3.31  |
|  | Future Development Area  |                |                          |         |  |           |       |                          |         |  |           |       |
|  | Single-Family  | 35             | 5,500                    | 4.42    | 2.19   | 3,156.01  | 3.54  | 3,000                    | 2.41    | 1.20                                     | 1,721.46  | 1.93  |
| Stetson Ranch  | Stetson (Land Preservation Subdivision) <sup>8</sup>               |                |                          |         |  |           |       |                          |         |  |           |       |
|  | Single-Family  | 7              | 5,500                    | 0.88    | 0.44   | 631.20    | 0.71  | 3,000                    | 0.48    | 0.24                                     | 344.29    | 0.39  |
| Stagecoach Mountain Ranch  |  |                |                          |         |  |           |       |                          |         |  |           |       |
| Total Outdoor Residential Water Demand                                 |  | 531            |                          | 66.47   | 32.97  | 47,472.95 | 53.18 |                          | 36.19   | 17.95                                    | 25,846.49 | 28.95 |
| Total Outdoor Residential Water Demand Serviced by MCMWSD <sup>8</sup> |  | 524            |                          | 65.59   | 32.53  | 46,841.75 | 52.47 |                          | 35.71   | 17.71                                    | 25,502.20 | 28.57 |

Notes:

- (1) Irrigation demand assumes one (1) inch of water per week for the area proposed to be irrigated for an irrigation period of 20 weeks, and removing 10 inches of precipitation (average from 2000 to 2024), yields 10 inches (0.8 feet) of water per irrigation season.
- (2) Temporary Irrigation to occur for approximately 1-1.5 years to establish vegetation.
- (3) The Development will be market driven and phased over multiple years, it is not anticipated that the potable water system will ever reach the full calculated temporary irrigation demand.
- (4) Condo irrigation is in respect to anticipated irrigated area on a per condo building basis. A total of six (6) dedicated condo buildings, consisting of five (5) buildings located in the Base Area and one (1) building in Mid Mountain, are included within the irrigation demands.
- (5) Only one of the two buildings containing condo units in Mid Mountain will be an exclusive condo building. The other building will be comprised of both condo units and the Mid Mountain Lodge. Irrigation demand for the mixed-use building are included within the non-residential irrigation demand for the Mid Mountain Lodge.
- (6) Workforce Housing will not be included in the total residential units to be sold for the development, but will be included with the units to be serviced by MCMWSD.
- (7) Irrigation demand for Workforce Housing units located in the Community Marketplace & Gateway area are included within the non-residential irrigation demand for the Community Marketplace.
- (8) Stetson lots to be serviced by individual wells. Not anticipated to be annexed into MCMWSD.

Stagecoach Mountain Ranch: Non-Residential Potable Water Demands

| Indoor Non-Residential Water Demands  |  |   |           |                 |                         |        |                             |                    |           |        |  |                |            |        |  |                  |            |        |
|---|--|---|-----------|-----------------|-------------------------|--------|-----------------------------|--------------------|-----------|--------|--|----------------|------------|--------|--|------------------|------------|--------|
| Property  | Amenity Type   | Utilized Amenity Classification <sup>1</sup>  | Unit Size | Number of Units | EQR Factor <sup>2</sup> | EQR    | Average Demand <sup>3</sup> | Average Day Demand |           |        | Peaking Factor<br>(Average Day to Max Day) | Max Day Demand |            |        | Peaking Factor<br>(Average Day to Peak Hour) | Peak Hour Demand |            |        |
|   |  |   | (SQ.FT)   | (EA)            |                         |        | (GPD/EQR)                   | (GPM)              | (GPD)     | (AFY)  |  | (GPM)          | (GPD)      | (AFY)  |  | (GPM)            | (GPD)      | (AFY)  |
| Ski Mountain  | Base Area  |   |           |                 |                         |        |                             |                    |           |        |  |                |            |        |  |                  |            |        |
|   | Community Marketplace                                | Retail Store                                  | 4,000     | 1               | 2.00                    | 2.00   | 200.00                      | 0.28               | 400.00    | 0.45   | 1.40                                       | 0.39           | 560.00     | 0.63   | 3.50   | 0.97             | 1,400.00   | 1.57   |
|   | Gateway Building                                     | Restaurant, Lounge, Snack Bar, Delicatessen   | 8,000     | 1               | 23.50                   | 23.50  | 200.00                      | 3.26               | 4,700.00  | 5.26   | 1.40                                       | 4.57           | 6,580.00   | 7.37   | 3.50   | 11.42            | 16,450.00  | 18.43  |
|   | Marketplace Apartment Building                       | Restaurant, Lounge, Snack Bar, Delicatessen   | 9,000     | 1               | 26.50                   | 26.50  | 200.00                      | 3.68               | 5,300.00  | 5.94   | 1.40                                       | 5.15           | 7,420.00   | 8.31   | 3.50   | 12.88            | 18,550.00  | 20.78  |
|   | Marketplace Day Care                                 | Day Care Center                               | 3,000     | 1               | 1.00                    | 1.00   | 200.00                      | 0.14               | 200.00    | 0.22   | 1.40                                       | 0.19           | 280.00     | 0.31   | 3.50   | 0.49             | 700.00     | 0.78   |
|   | Base Village   | Retail Store                                  | 49,175    | 1               | 24.59                   | 24.59  | 200.00                      | 3.41               | 4,917.50  | 5.51   | 1.40                                       | 4.78           | 6,884.50   | 7.71   | 3.50   | 11.95            | 17,211.25  | 19.28  |
|   | Spa & Wellness                                       | Health Spa / Fitness Center                   | 16,300    | 1               | 24.45                   | 24.45  | 200.00                      | 3.40               | 4,890.00  | 5.48   | 1.40                                       | 4.75           | 6,846.00   | 7.67   | 3.50   | 11.89            | 17,115.00  | 19.17  |
|   | Back of House (BOH)                                  | Undesigned Commercial Space                   | 9,700     | 1               | 4.85                    | 4.85   | 200.00                      | 0.67               | 970.00    | 1.09   | 1.40                                       | 0.94           | 1,358.00   | 1.52   | 3.50   | 2.36             | 3,395.00   | 3.80   |
|   | Residential Services / Administration                | Office / Office Building                      | 20,000    | 1               | 15.00                   | 15.00  | 200.00                      | 2.08               | 3,000.00  | 3.36   | 1.40                                       | 2.92           | 4,200.00   | 4.70   | 3.50   | 7.29             | 10,500.00  | 11.76  |
|   | Ski Maintenance                                      | Fire Station, Maintenance Building, Warehouse | 22,500    | 1               | 3.38                    | 3.38   | 200.00                      | 0.47               | 675.00    | 0.76   | 1.40                                       | 0.66           | 945.00     | 1.06   | 3.50   | 1.64             | 2,362.50   | 2.65   |
|   | Pool Clubhouse                                       | Restaurant, Lounge, Snack Bar, Delicatessen   | 6,000     | 1               | 17.50                   | 17.50  | 200.00                      | 2.43               | 3,500.00  | 3.92   | 1.40                                       | 3.40           | 4,900.00   | 5.49   | 3.50   | 8.51             | 12,250.00  | 13.72  |
|   | Indoor Basketball & Fields                           | Health Spa / Fitness Center                   | 10,000    | 1               | 15.00                   | 15.00  | 200.00                      | 2.08               | 3,000.00  | 3.36   | 1.40                                       | 2.92           | 4,200.00   | 4.70   | 3.50   | 7.29             | 10,500.00  | 11.76  |
|   | Indoor Pickleball & Courts                           | Health Spa / Fitness Center                   | 14,200    | 1               | 21.30                   | 21.30  | 200.00                      | 2.96               | 4,260.00  | 4.77   | 1.40                                       | 4.14           | 5,964.00   | 6.68   | 3.50   | 10.35            | 14,910.00  | 16.70  |
|   | Sports Courts Clubhouse                              | Restaurant, Lounge, Snack Bar, Delicatessen   | 8,300     | 1               | 24.40                   | 24.40  | 200.00                      | 3.39               | 4,880.00  | 5.47   | 1.40                                       | 4.74           | 6,832.00   | 7.65   | 3.50   | 11.86            | 17,080.00  | 19.13  |
|   | Farm Restaurant                                      | Restaurant, Lounge, Snack Bar, Delicatessen   | 3,000     | 1               | 8.50                    | 8.50   | 200.00                      | 1.18               | 1,700.00  | 1.90   | 1.40                                       | 1.65           | 2,380.00   | 2.67   | 3.50   | 4.13             | 5,950.00   | 6.67   |
|   | Farm Maintenance                                     | Fire Station, Maintenance Building, Warehouse | 2,500     | 1               | 0.38                    | 0.38   | 200.00                      | 0.05               | 75.00     | 0.08   | 1.40                                       | 0.07           | 105.00     | 0.12   | 3.50   | 0.18             | 262.50     | 0.29   |
|   | Greenhouse   | Fire Station, Maintenance Building, Warehouse | 1,500     | 1               | 0.23                    | 0.23   | 200.00                      | 0.03               | 45.00     | 0.05   | 1.40                                       | 0.04           | 63.00      | 0.07   | 3.50   | 0.11             | 157.50     | 0.18   |
|   | Horse Barn   | Fire Station, Maintenance Building, Warehouse | 4,000     | 1               | 0.60                    | 0.60   | 200.00                      | 0.08               | 120.00    | 0.13   | 1.40                                       | 0.12           | 168.00     | 0.19   | 3.50   | 0.29             | 420.00     | 0.47   |
|   | Mid Mountain   |   |           |                 |                         |        |                             |                    |           |        |  |                |            |        |  |                  |            |        |
|   | Mid Mountain Lodge                                   | Restaurant, Lounge, Snack Bar, Delicatessen   | 11,000    | 1               | 32.50                   | 32.50  | 200.00                      | 4.51               | 6,500.00  | 7.28   | 1.40                                       | 6.32           | 9,100.00   | 10.19  | 3.50   | 15.80            | 22,750.00  | 25.48  |
|   | Flat Tops  |   |           |                 |                         |        |                             |                    |           |        |  |                |            |        |  |                  |            |        |
|   | Fire Station   | Fire Station, Maintenance Building, Warehouse | 6,500     | 1               | 0.98                    | 0.98   | 200.00                      | 0.14               | 195.00    | 0.22   | 1.40                                       | 0.19           | 273.00     | 0.31   | 3.50   | 0.47             | 682.50     | 0.76   |
|   | Trash Collection & Residential Services              | Fire Station, Maintenance Building, Warehouse | 6,500     | 1               | 0.98                    | 0.98   | 200.00                      | 0.14               | 195.00    | 0.22   | 1.40                                       | 0.19           | 273.00     | 0.31   | 3.50   | 0.47             | 682.50     | 0.76   |
|   | Day Lodge A  | Restaurant, Lounge, Snack Bar, Delicatessen   | 44,000    | 1               | 131.50                  | 131.50 | 200.00                      | 18.26              | 26,300.00 | 29.46  | 1.40                                       | 25.57          | 36,820.00  | 41.25  | 3.50   | 63.92            | 92,050.00  | 103.11 |
|   | Day Lodge B  | Restaurant, Lounge, Snack Bar, Delicatessen   | 6,000     | 1               | 17.50                   | 17.50  | 200.00                      | 2.43               | 3,500.00  | 3.92   | 1.40                                       | 3.40           | 4,900.00   | 5.49   | 3.50   | 8.51             | 12,250.00  | 13.72  |
|   | Day Lodge C  | Restaurant, Lounge, Snack Bar, Delicatessen   | 6,000     | 1               | 17.50                   | 17.50  | 200.00                      | 2.43               | 3,500.00  | 3.92   | 1.40                                       | 3.40           | 4,900.00   | 5.49   | 3.50   | 8.51             | 12,250.00  | 13.72  |
|   | Mountain (Land Preservation Subdivision)             |   |           |                 |                         |        |                             |                    |           |        |  |                |            |        |  |                  |            |        |
|   | Day Lodge D  | Restaurant, Lounge, Snack Bar, Delicatessen   | 6,000     | 1               | 17.50                   | 17.50  | 200.00                      | 2.43               | 3,500.00  | 3.92   | 1.40                                       | 3.40           | 4,900.00   | 5.49   | 3.50   | 8.51             | 12,250.00  | 13.72  |
| Stetson Ranch   | Stetson (Land Preservation Subdivision) <sup>4</sup> |   |           |                 |                         |        |                             |                    |           |        |  |                |            |        |  |                  |            |        |
|   | Ranch Clubhouse                                      | Restaurant, Lounge, Snack Bar, Delicatessen   | 5,000     | 1               | 14.50                   | 14.50  | 200.00                      | 2.01               | 2,900.00  | 3.25   | 1.40                                       | 2.82           | 4,060.00   | 4.55   | 3.50   | 7.05             | 10,150.00  | 11.37  |
|   | Existing Cottage                                     | Restaurant, Lounge, Snack Bar, Delicatessen   | 1,500     | 1               | 4.00                    | 4.00   | 200.00                      | 0.56               | 800.00    | 0.90   | 1.40                                       | 0.78           | 1,120.00   | 1.25   | 3.50   | 1.94             | 2,800.00   | 3.14   |
|   | Equestrian Facility                                  | Fire Station, Maintenance Building, Warehouse | 5,000     | 1               | 0.75                    | 0.75   | 200.00                      | 0.10               | 150.00    | 0.17   | 1.40                                       | 0.15           | 210.00     | 0.24   | 3.50   | 0.36             | 525.00     | 0.59   |
|   | Maintenance Building                                 | Fire Station, Maintenance Building, Warehouse | 1,500     | 1               | 0.23                    | 0.23   | 200.00                      | 0.03               | 45.00     | 0.05   | 1.40                                       | 0.04           | 63.00      | 0.07   | 3.50   | 0.11             | 157.50     | 0.18   |
| Stagecoach Mountain Ranch   |  |   |           |                 |                         |        |                             |                    |           |        |  |                |            |        |  |                  |            |        |
| Total Indoor Non-Residential Water Demand <sup>5</sup>                      |  |   |           | 28              |                         | 451.09 |                             | 62.65              | 90,217.50 | 101.06 |  | 87.71          | 126,304.50 | 141.49 |  | 219.28           | 315,761.25 | 353.71 |
| Total Indoor Non-Residential Water Demand Serviced by MCMWSD <sup>4,6</sup> |  |   |           | 24              |                         | 431.61 |                             | 59.95              | 86,322.50 | 96.70  |  | 83.92          | 120,851.50 | 135.38 |  | 209.81           | 302,128.75 | 338.44 |

Notes:

(1) Utilized Amenity Classification refers to the nomenclature used in Exhibit A of the 2024 Winter Park Water & Sanitation District Rules and Regulations.

(2) EQR Factor corresponds to the "ESFU Assessment" values listed in Exhibit A of the 2024 Winter Park Water & Sanitation District Rules and Regulations.

(3) Average Demand corresponds to the 200 GPD that MCMWSD observes for 1.0 EQR in their existing system.

(4) Stetson lots to be serviced by individual wells. Not anticipated to be annexed into MCMWSD.

(5) A 0.23 EQR difference between the anticipated water and sewer demands is as a result of the proposed Green House only requiring water service, while sanitary sewer demand and service is not anticipated.

(6) A 0.82 EQR difference between the anticipated water and sewer demands to be serviced by MCMWSD is as a result of the proposed Green House and Horse Barn only requiring water services, while sanitary sewer demand and service is not anticipated for the Green House and service for the Horse Barn's anticipated sanitary sewer demand will be provided by an onsite septic system.

| Outdoor Non-Residential Water Demands                                      |  |                          |         |  |          |       |                          |         |  |          |       |
|--|--|--------------------------|---------|--|----------|-------|--------------------------|---------|--|----------|-------|
| Property   | Land Usage Type                                      | Temporary Irrigated Area |         | Temporary Irrigation Demand <sup>1,2,3</sup> |          |       | Permanent Irrigated Area |         | Permanent Irrigation Demand <sup>1</sup> |          |       |
|  |  | (SQ.FT)                  | (Acres) | (GPM)  | (GPD)    | (AFY) | (SQ.FT)                  | (Acres) | (GPM)                                    | (GPD)    | (AFY) |
| Ski Mountain   | Base Area  |                          |         |  |          |       |                          |         |  |          |       |
|  | Community Marketplace                                | 10,000                   | 0.23    | 0.11   | 163.95   | 0.18  | 5,000                    | 0.11    | 0.06                                     | 81.97    | 0.09  |
|  | Base Village   | 48,000                   | 1.10    | 0.55   | 786.95   | 0.88  | 30,000                   | 0.69    | 0.34                                     | 491.85   | 0.55  |
|  | Spa & Wellness                                       | 8,000                    | 0.18    | 0.09   | 131.16   | 0.15  | 3,000                    | 0.07    | 0.03                                     | 49.18    | 0.06  |
|  | Back of House (BOH)                                  | 3,000                    | 0.07    | 0.03   | 49.18    | 0.06  | -                        | -       | -  | -        | -     |
|  | Ski Maintenance                                      | 10,000                   | 0.23    | 0.11   | 163.95   | 0.18  | -                        | -       | -  | -        | -     |
|  | Sports Courts & Farms <sup>4</sup>                   | 105,000                  | 2.41    | 1.20   | 1,721.46 | 1.93  | 35,000                   | 0.80    | 0.40                                     | 573.82   | 0.64  |
|  | Mid Mountain   |                          |         |  |          |       |                          |         |  |          |       |
|  | Mid Mountain Lodge                                   | 5,000                    | 0.11    | 0.06   | 81.97    | 0.09  | 2,500                    | 0.06    | 0.03                                     | 40.99    | 0.05  |
|  | Flat Tops  |                          |         |  |          |       |                          |         |  |          |       |
|  | Fire Station   | 3,000                    | 0.07    | 0.03   | 49.18    | 0.06  | -                        | -       | -  | -        | -     |
|  | Trash Collection & Residential Services              | 3,000                    | 0.07    | 0.03   | 49.18    | 0.06  | -                        | -       | -  | -        | -     |
|  | Day Lodge A  | 10,000                   | 0.23    | 0.11   | 163.95   | 0.18  | 5,000                    | 0.11    | 0.06                                     | 81.97    | 0.09  |
|  | Day Lodge B  | 8,000                    | 0.18    | 0.09   | 131.16   | 0.15  | 5,000                    | 0.11    | 0.06                                     | 81.97    | 0.09  |
|  | Day Lodge C  | 8,000                    | 0.18    | 0.09   | 131.16   | 0.15  | 5,000                    | 0.11    | 0.06                                     | 81.97    | 0.09  |
|  | Mountain (Land Preservation Subdivision)             |                          |         |  |          |       |                          |         |  |          |       |
|  | Day Lodge D  | 8,000                    | 0.18    | 0.09   | 131.16   | 0.15  | 5,000                    | 0.11    | 0.06                                     | 81.97    | 0.09  |
| Stetsons Ranch   | Stetson (Land Preservation Subdivision) <sup>5</sup> |                          |         |  |          |       |                          |         |  |          |       |
|  | Ranch Clubhouse                                      | 5,000                    | 0.11    | 0.06   | 81.97    | 0.09  | 2,500                    | 0.06    | 0.03                                     | 40.99    | 0.05  |
|  | Existing Cottage                                     | 5,000                    | 0.11    | 0.06   | 81.97    | 0.09  | 2,500                    | 0.06    | 0.03                                     | 40.99    | 0.05  |
| Stagecoach Mountain Ranch  |  |                          |         |  |          |       |                          |         |  |          |       |
| Total Outdoor Non-Residential Water Demand                                 |  | 239,000                  | 5.49    | 2.72   | 3,918.37 | 4.39  | 100,500                  | 2.31    | 1.14                                     | 1,647.68 | 1.85  |
| Total Outdoor Non-Residential Water Demand Serviced by MCMWSD <sup>5</sup> |  | 229,000                  | 5.26    | 2.61   | 3,754.42 | 4.21  | 95,500                   | 2.19    | 1.09                                     | 1,565.71 | 1.75  |

Notes:

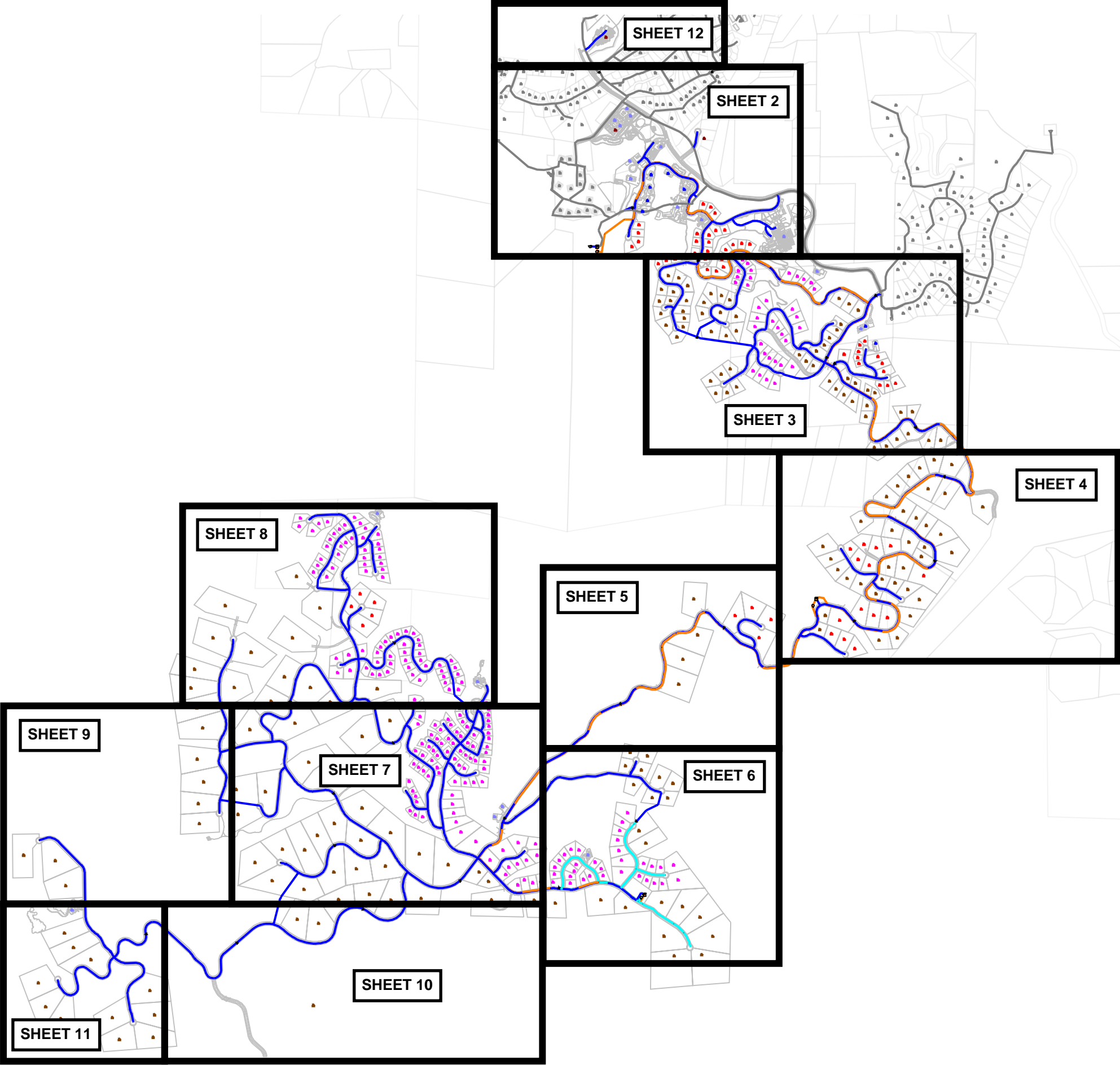
(1) Irrigation demand assumes one (1) inch of water per week for the area proposed to be irrigated for an irrigation period of 20 weeks, and removing 10 inches of precipitation (average from 2000 to 2024), yields 10 inches (0.8 feet) of water per irrigation season.

(2) Temporary Irrigation to occur for approximately 1-1.5 years to establish vegetation.

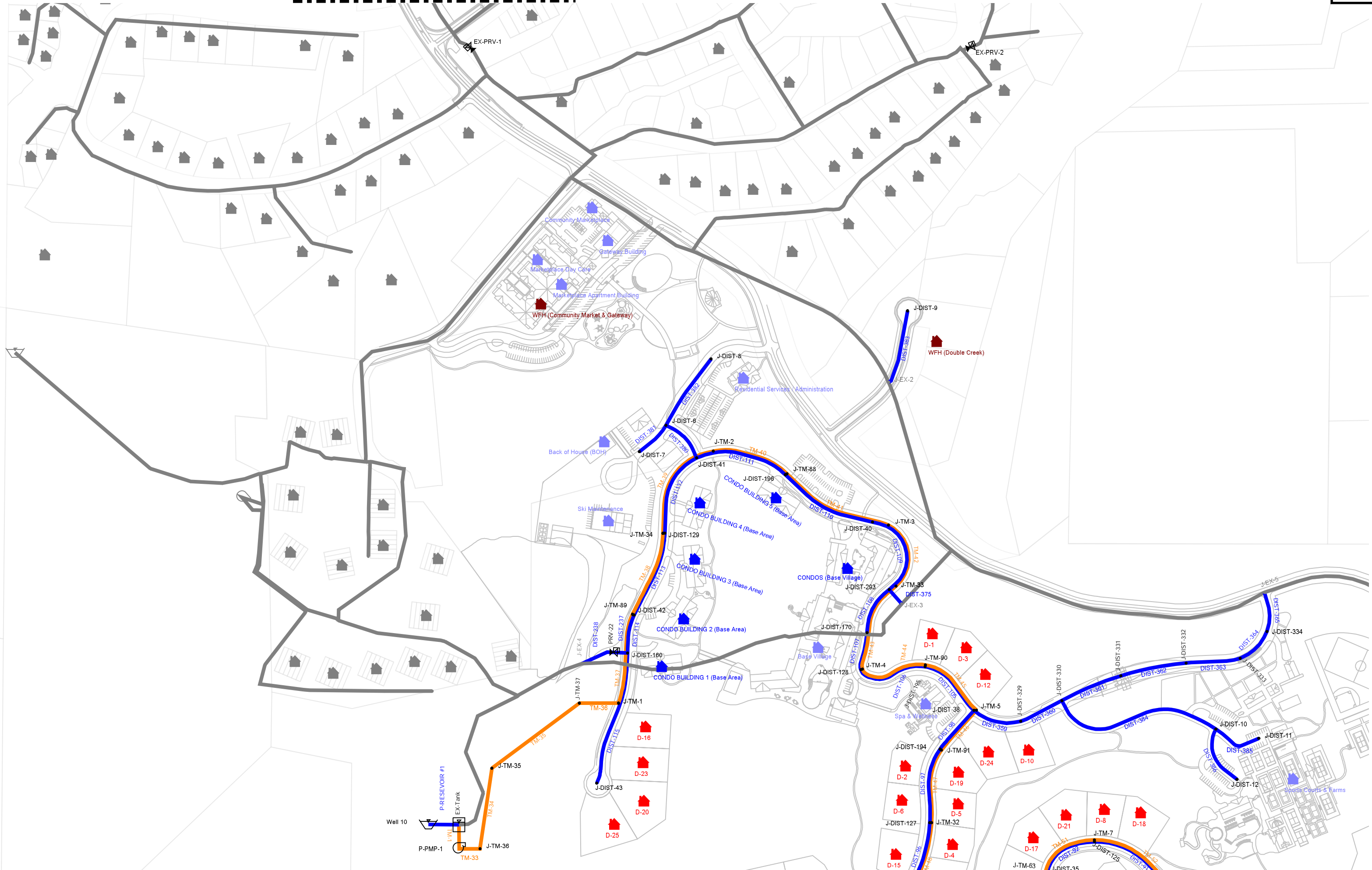
(3) The Development will be market driven and phased over multiple years, it is not anticipated that the potable water system will ever reach the full calculated temporary irrigation demand.

(4) Sports Courts & Farms includes the irrigation demands for the Pool Clubhouse, Indoor Basketball & Fields, Indoor Pickleball & Courts, Sports Courts Clubhouse, Farm Restaurant, Farm Maintenance, and Greenhouse.

(5) Stetson lots to be serviced by individual wells. Not anticipated to be annexed into MCMWSD.

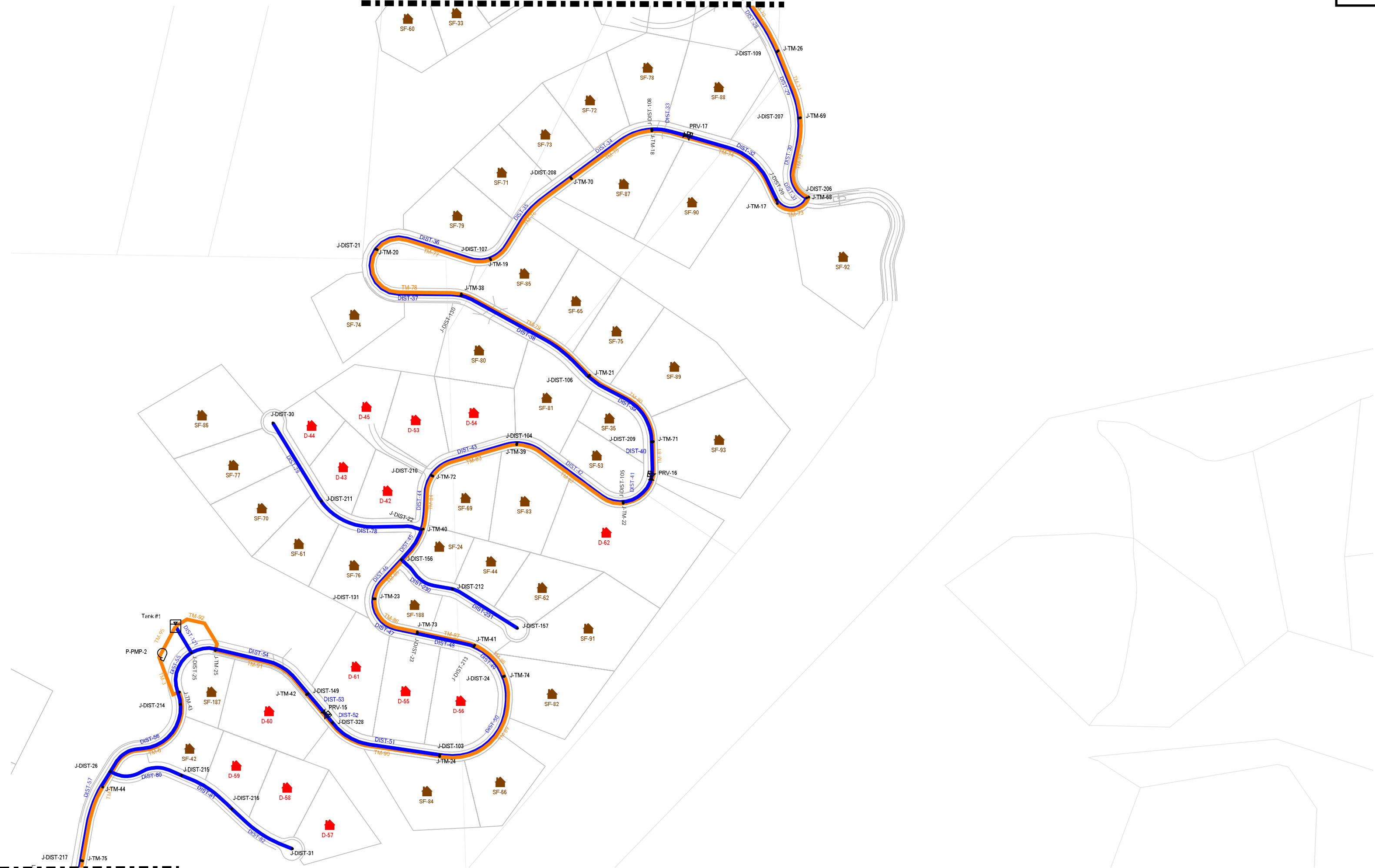


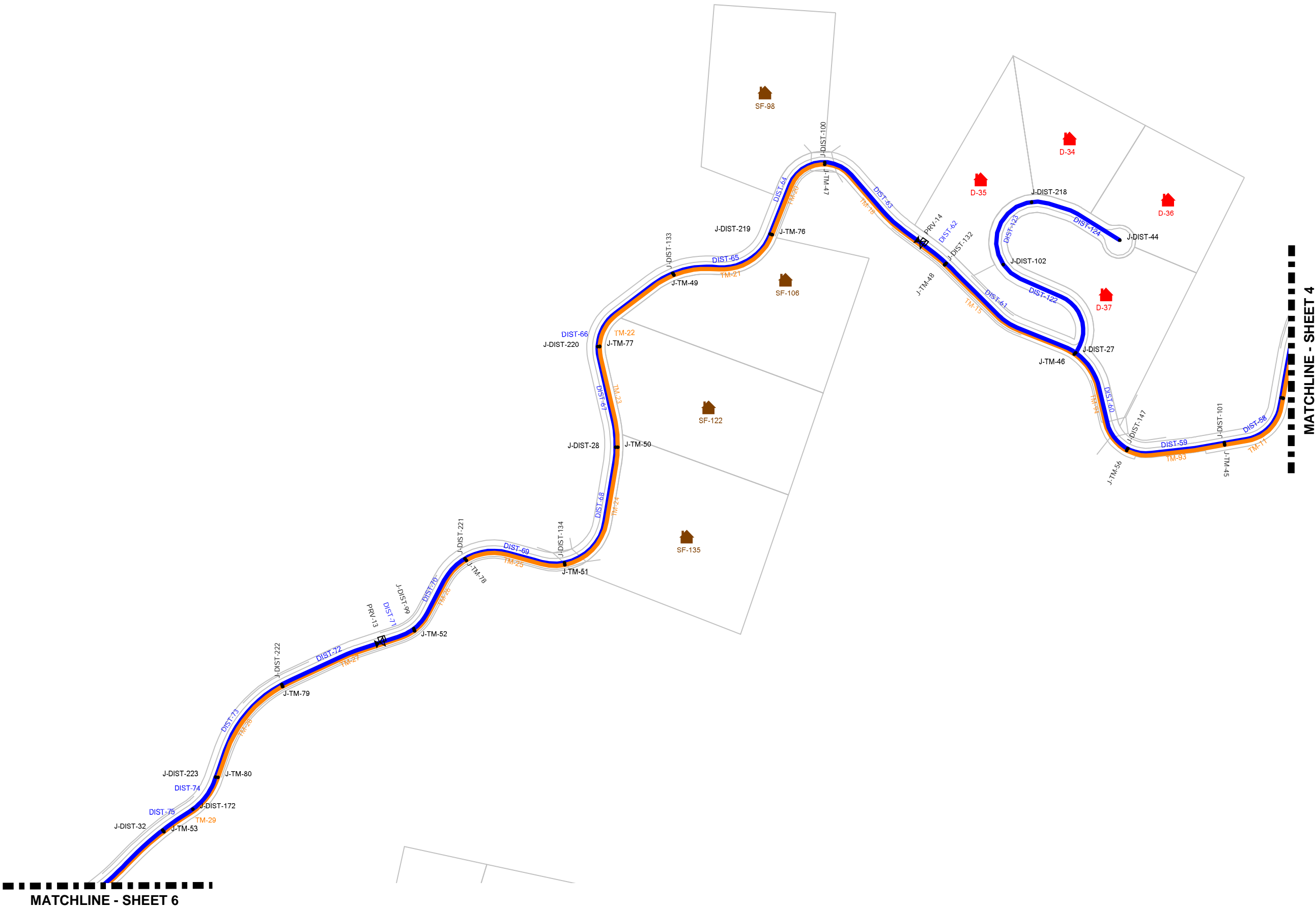


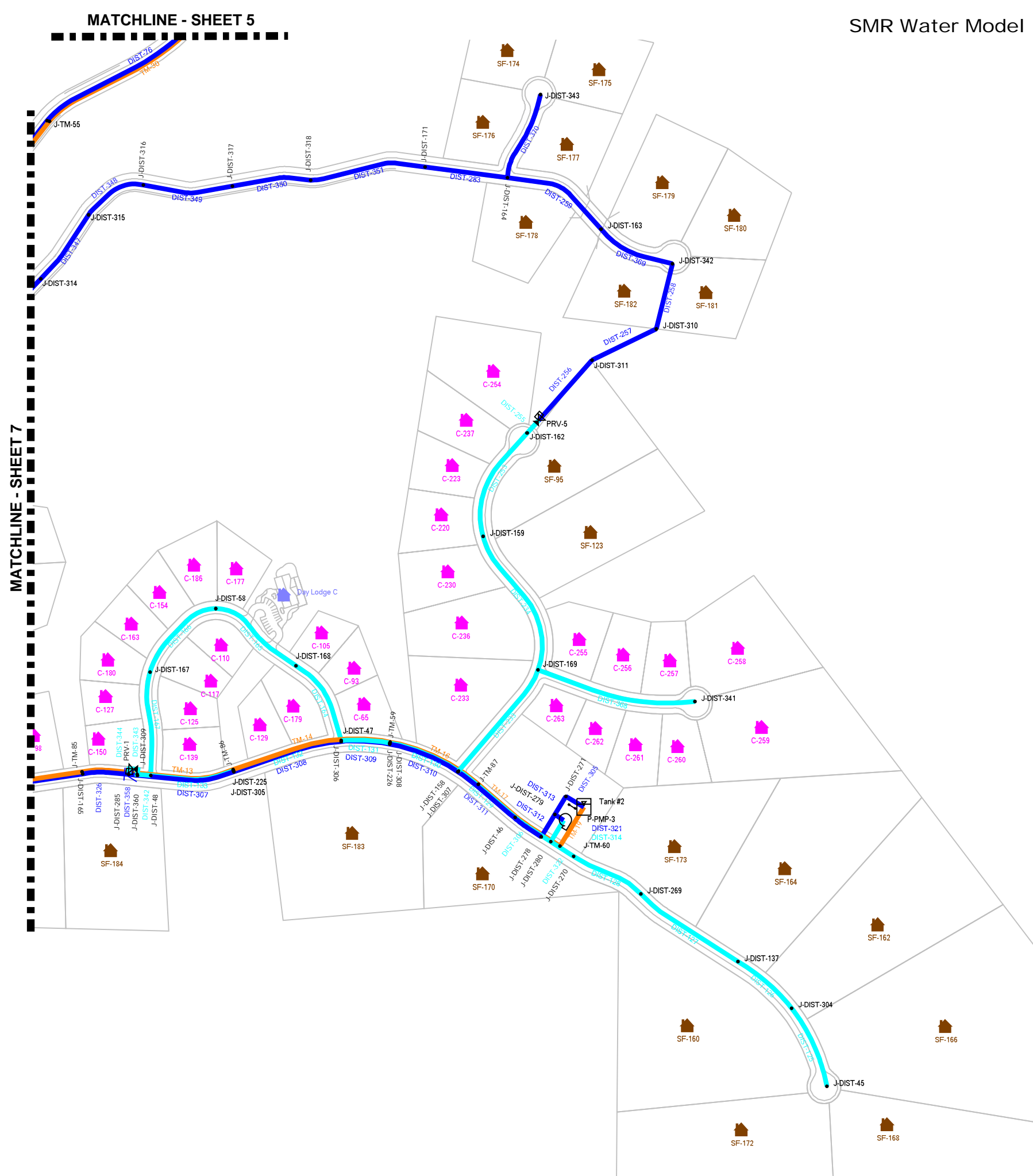




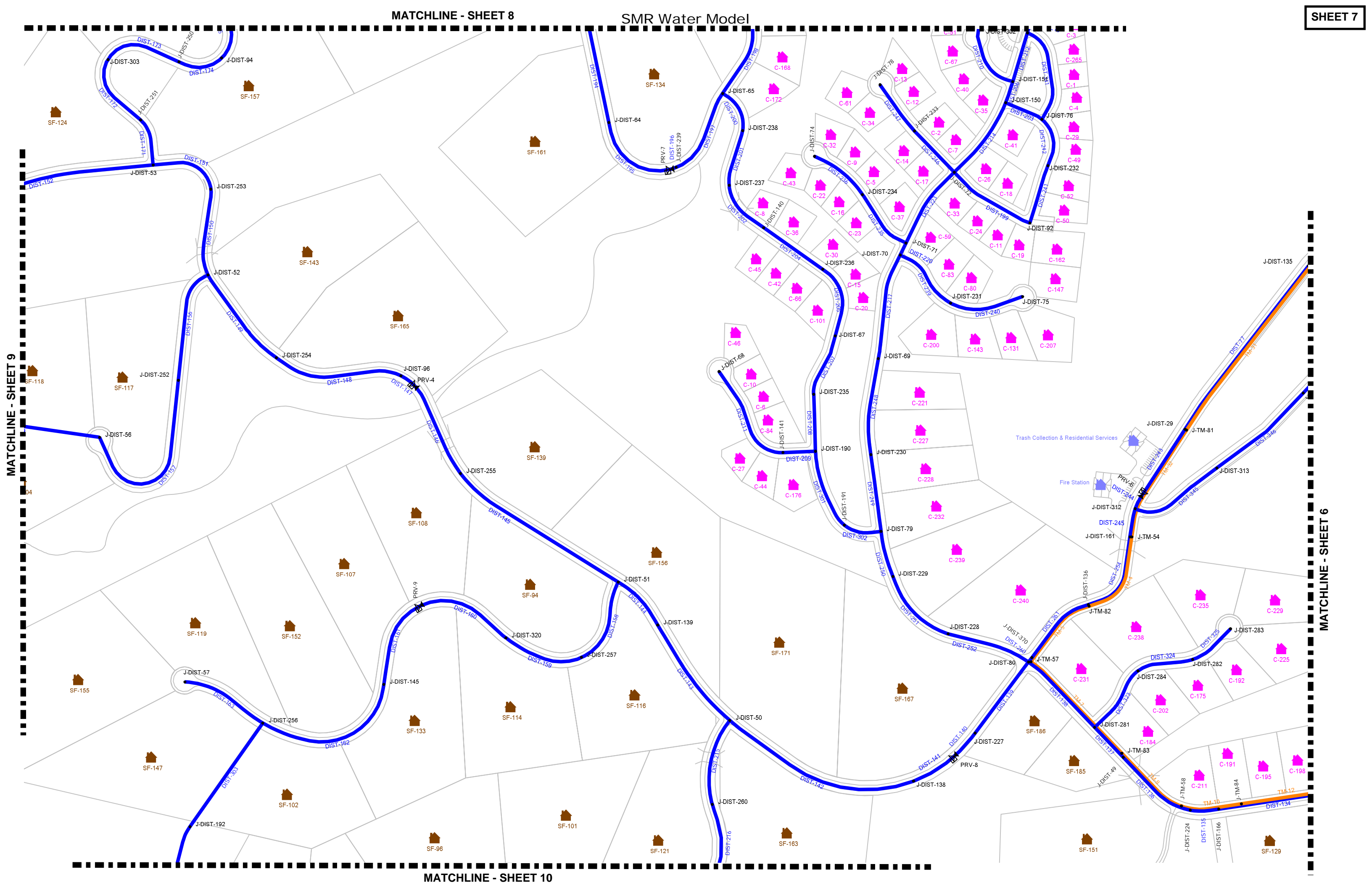




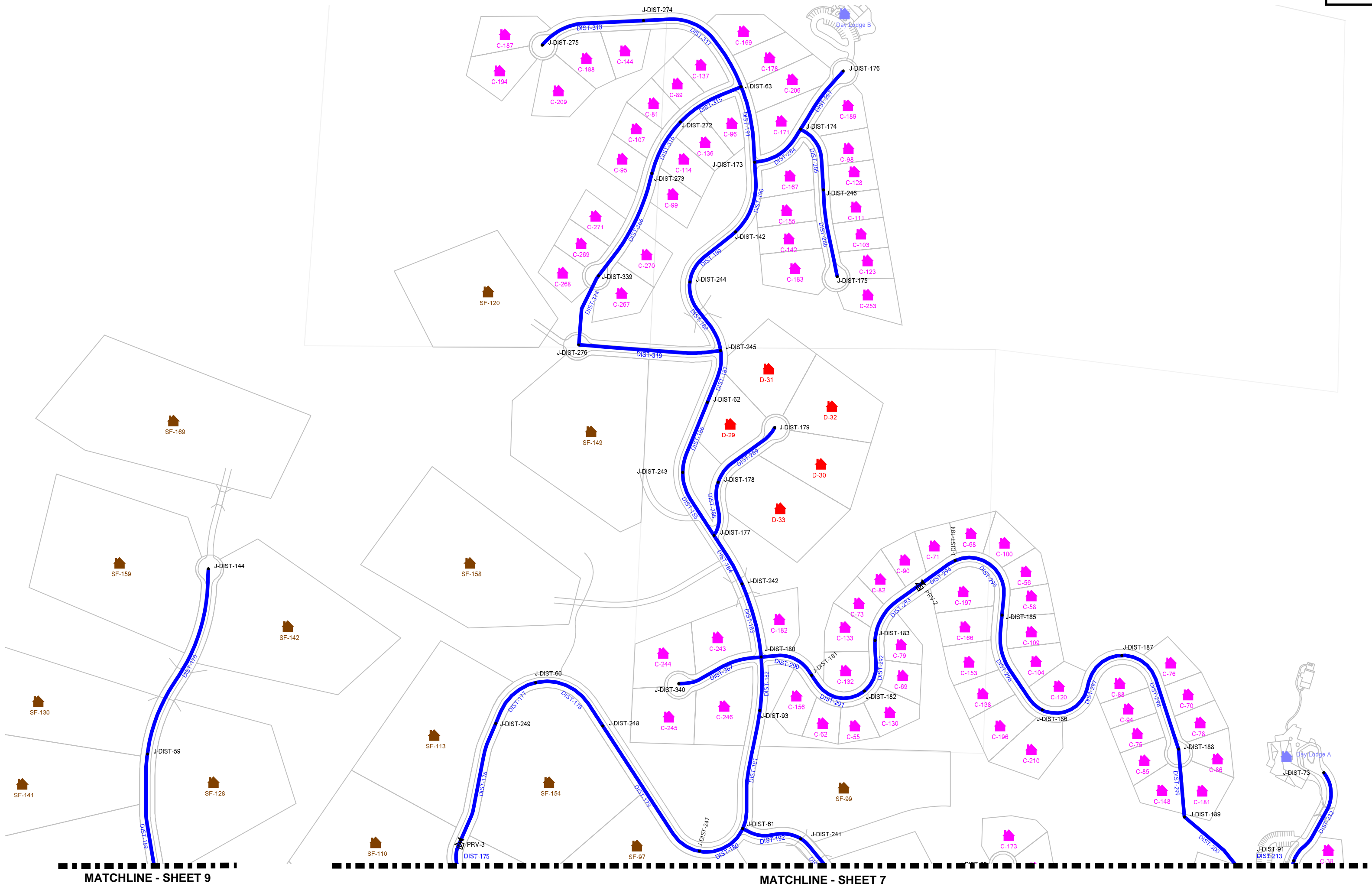




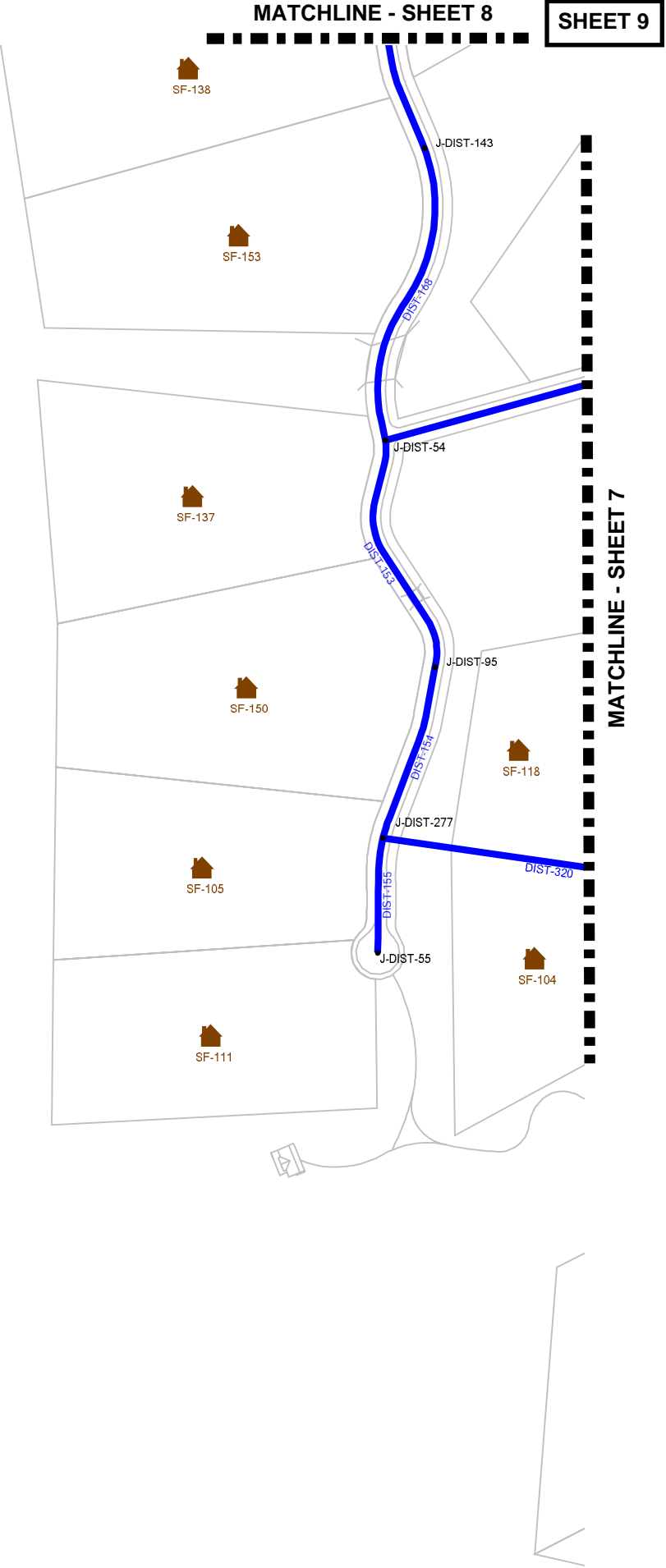
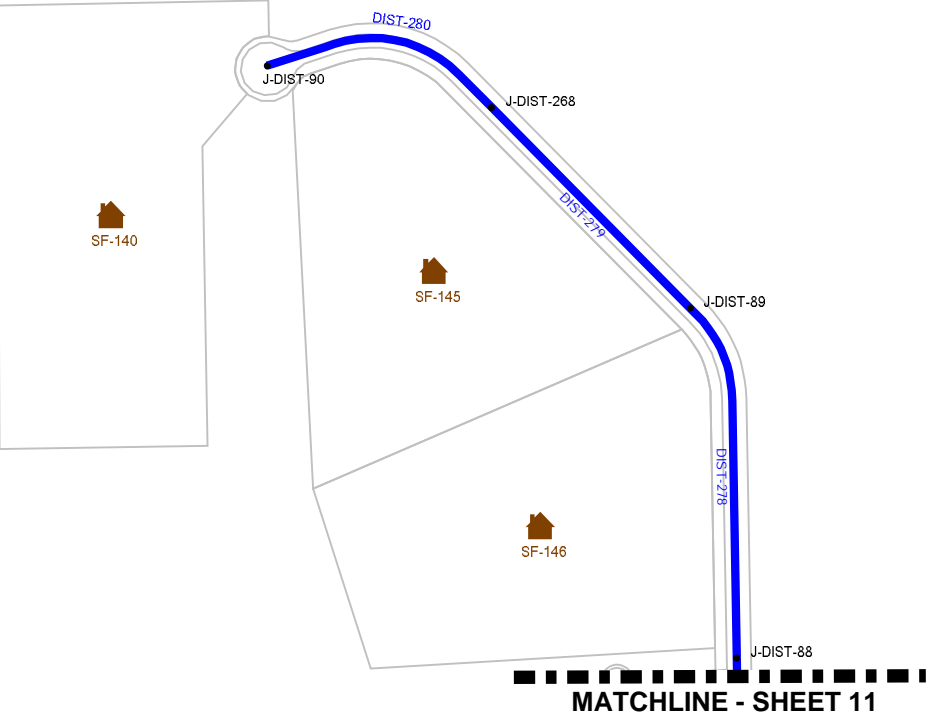


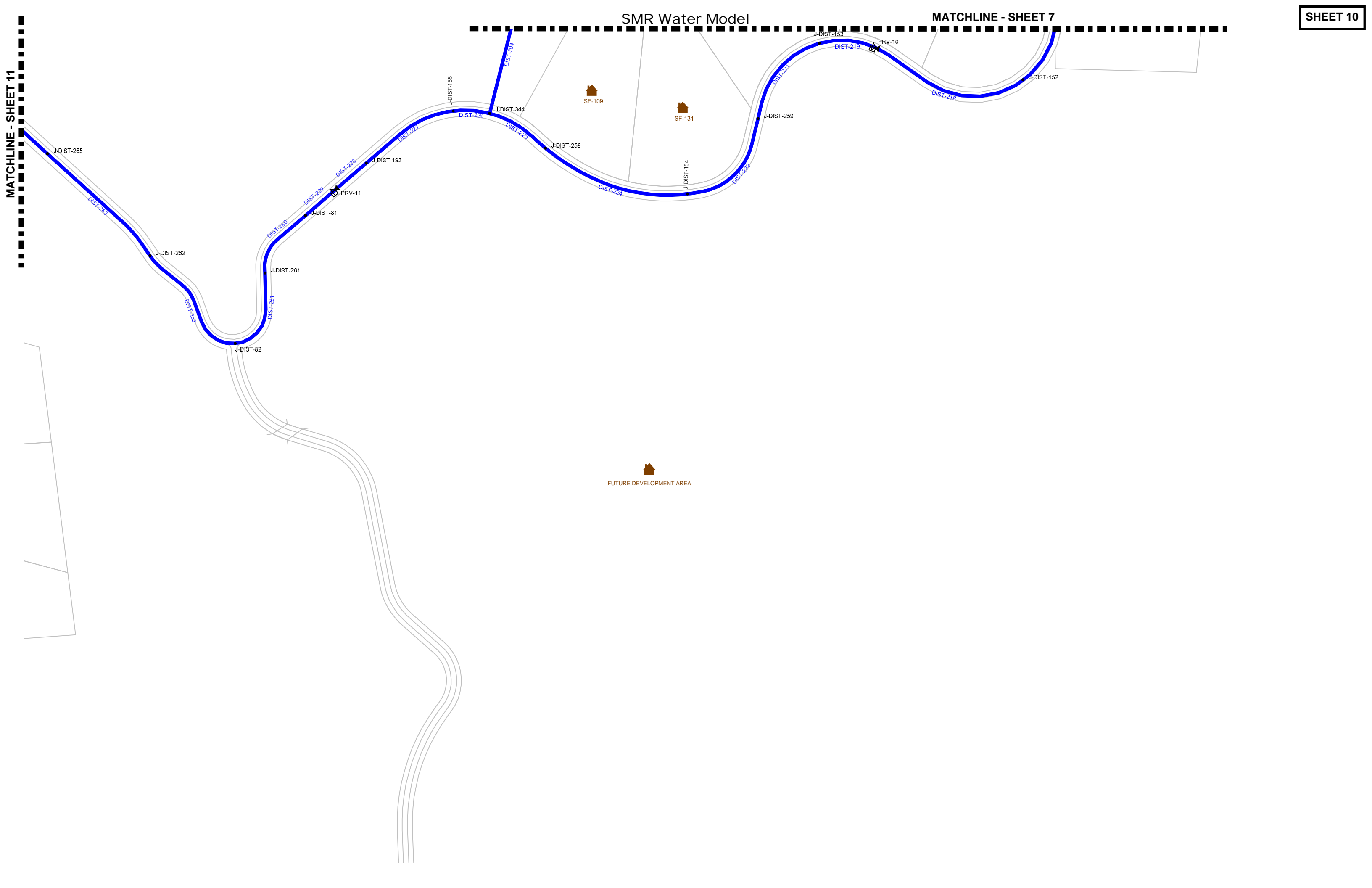


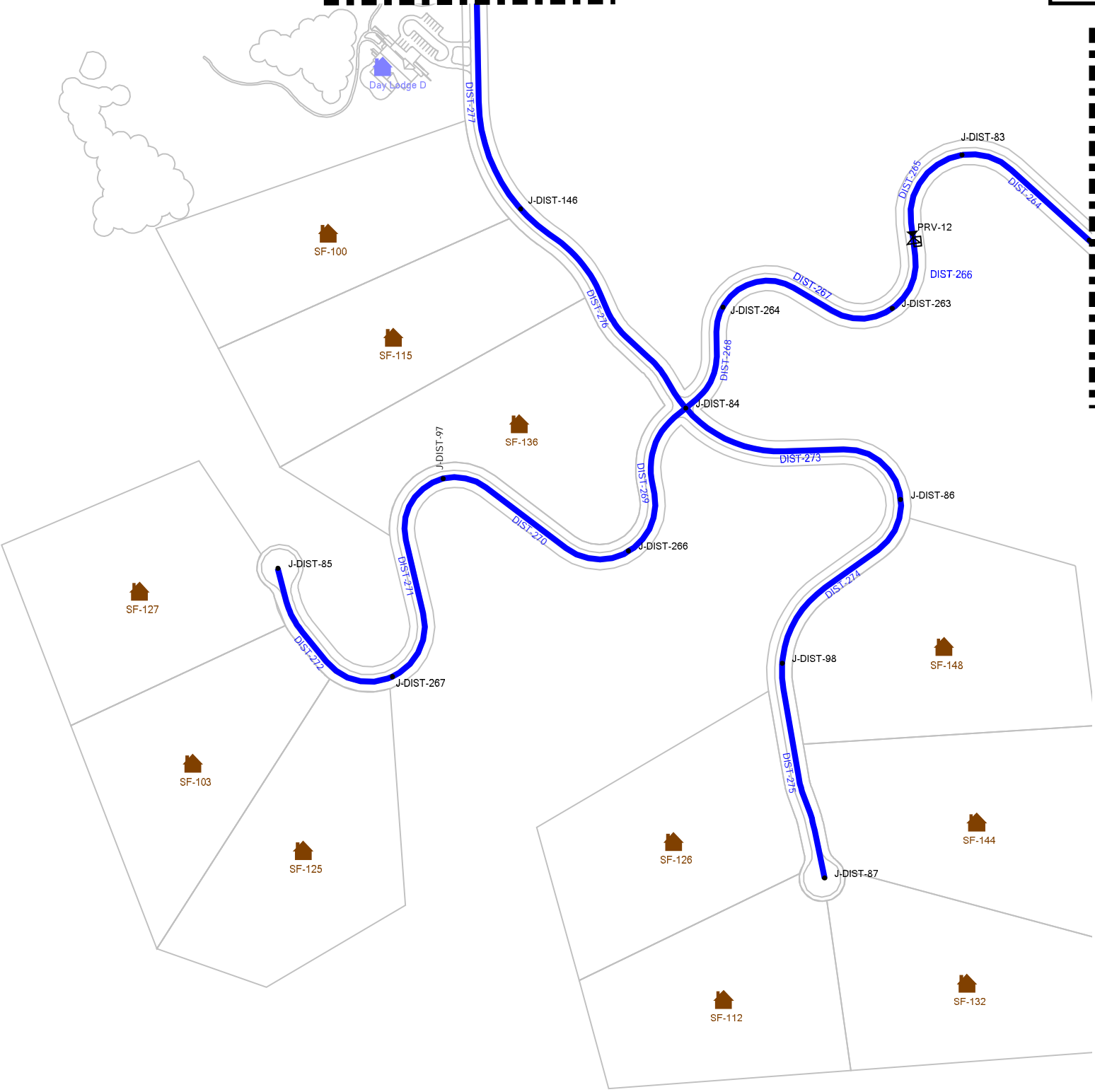
## SMR Water Model













MATCHLINE - SHEET 2

# SMR Water Model Results

## Static Scenario

Reservoir Table - Time: 0.00 hours

| Label   | Elevation<br>(ft) | Hydraulic<br>Grade<br>(ft) |
|---------|-------------------|----------------------------|
| Well 10 | 7,745.00          | 7,745.00                   |

Tank Table - Time: 0.00 hours

| Label   | Elevation<br>(Base)<br>(ft) | Elevation<br>(Minimum)<br>(ft) | Elevation<br>(Initial)<br>(ft) | Elevation<br>(Maximum)<br>(ft) | Diameter<br>(ft) |
|---------|-----------------------------|--------------------------------|--------------------------------|--------------------------------|------------------|
| EX-Tank | 7,720.00                    | 7,720.00                       | 7,740.00                       | 7,740.00                       | 66.00            |
| Tank #1 | 8,603.18                    | 8,603.18                       | 8,623.18                       | 8,623.18                       | 66.00            |
| Tank #2 | 9,503.46                    | 9,503.46                       | 9,521.96                       | 9,521.96                       | 102.00           |

Junction Table - Time: 0.00 hours

| Label     | Elevation<br>(ft) | Pressure<br>(psi) |
|-----------|-------------------|-------------------|
| J-DIST-1  | 7,830.57          | 95.01             |
| J-DIST-2  | 7,729.52          | 66.56             |
| J-DIST-3  | 7,776.48          | 46.24             |
| J-DIST-4  | 7,350.54          | 79.30             |
| J-DIST-5  | 7,341.51          | 83.21             |
| J-DIST-6  | 7,463.52          | 131.82            |
| J-DIST-7  | 7,477.52          | 125.76            |
| J-DIST-8  | 7,463.81          | 131.70            |
| J-DIST-9  | 7,416.65          | 152.10            |
| J-DIST-10 | 7,532.81          | 101.84            |
| J-DIST-11 | 7,523.04          | 106.07            |
| J-DIST-12 | 7,539.66          | 98.88             |
| J-DIST-13 | 7,684.56          | 86.01             |
| J-DIST-14 | 7,763.00          | 124.24            |
| J-DIST-15 | 7,854.96          | 84.46             |
| J-DIST-16 | 7,871.88          | 77.14             |
| J-DIST-17 | 7,942.66          | 46.51             |
| J-DIST-18 | 7,767.97          | 122.10            |
| J-DIST-19 | 7,932.05          | 116.85            |
| J-DIST-20 | 8,060.43          | 61.31             |
| J-DIST-21 | 8,225.15          | 88.20             |
| J-DIST-22 | 8,438.80          | 107.60            |
| J-DIST-23 | 8,490.15          | 85.38             |
| J-DIST-24 | 8,524.79          | 70.39             |
| J-DIST-25 | 8,638.99          | 97.40             |
| J-DIST-26 | 8,690.51          | 75.11             |
| J-DIST-27 | 8,730.41          | 57.85             |
| J-DIST-28 | 8,902.38          | 86.48             |
| J-DIST-29 | 9,205.20          | 52.75             |
| J-DIST-30 | 8,380.77          | 132.70            |
| J-DIST-31 | 8,739.28          | 54.01             |
| J-DIST-32 | 9,088.25          | 103.35            |
| J-DIST-33 | 7,844.89          | 88.81             |
| J-DIST-34 | 7,637.06          | 106.56            |
| J-DIST-35 | 7,645.13          | 103.07            |
| J-DIST-36 | 7,606.54          | 119.77            |
| J-DIST-37 | 7,580.65          | 130.96            |
| J-DIST-38 | 7,530.83          | 102.70            |
| J-DIST-39 | 7,761.47          | 52.73             |
| J-DIST-40 | 7,473.73          | 127.40            |
| J-DIST-41 | 7,461.47          | 132.71            |

# SMR Water Model Results

## Static Scenario

Junction Table - Time: 0.00 hours

| Label     | Elevation<br>(ft) | Pressure<br>(psi) |
|-----------|-------------------|-------------------|
| J-DIST-42 | 7,533.19          | 101.68            |
| J-DIST-43 | 7,590.79          | 76.76             |
| J-DIST-44 | 8,672.92          | 82.72             |
| J-DIST-45 | 9,565.92          | 81.93             |
| J-DIST-46 | 9,512.21          | 105.17            |
| J-DIST-47 | 9,469.33          | 123.72            |
| J-DIST-48 | 9,422.07          | 144.17            |
| J-DIST-49 | 9,320.20          | 98.96             |
| J-DIST-50 | 9,162.77          | 71.11             |
| J-DIST-51 | 9,125.97          | 87.03             |
| J-DIST-52 | 8,970.49          | 65.40             |
| J-DIST-53 | 8,933.89          | 81.24             |
| J-DIST-54 | 8,857.00          | 114.50            |
| J-DIST-55 | 8,787.48          | 144.58            |
| J-DIST-56 | 8,886.04          | 101.94            |
| J-DIST-57 | 8,897.46          | 96.99             |
| J-DIST-58 | 9,462.27          | 126.78            |
| J-DIST-59 | 8,900.75          | 95.57             |
| J-DIST-60 | 9,072.86          | 110.01            |
| J-DIST-61 | 9,166.44          | 69.52             |
| J-DIST-62 | 9,106.84          | 95.31             |
| J-DIST-63 | 9,099.38          | 98.53             |
| J-DIST-64 | 9,184.99          | 61.50             |
| J-DIST-65 | 9,253.81          | 127.68            |
| J-DIST-66 | 9,271.02          | 120.24            |
| J-DIST-67 | 9,283.79          | 114.71            |
| J-DIST-68 | 9,220.50          | 142.10            |
| J-DIST-69 | 9,305.35          | 105.38            |
| J-DIST-70 | 9,322.66          | 97.90             |
| J-DIST-71 | 9,326.48          | 96.24             |
| J-DIST-72 | 9,354.73          | 84.02             |
| J-DIST-73 | 9,393.00          | 67.46             |
| J-DIST-74 | 9,298.89          | 108.18            |
| J-DIST-75 | 9,345.84          | 87.87             |
| J-DIST-76 | 9,374.51          | 75.46             |
| J-DIST-77 | 9,375.96          | 74.84             |
| J-DIST-78 | 9,334.39          | 92.82             |
| J-DIST-79 | 9,277.22          | 117.55            |
| J-DIST-80 | 9,266.96          | 122.00            |
| J-DIST-81 | 8,819.48          | 88.46             |
| J-DIST-82 | 8,781.41          | 104.93            |
| J-DIST-83 | 8,686.65          | 145.93            |
| J-DIST-84 | 8,604.79          | 68.75             |
| J-DIST-85 | 8,495.35          | 116.10            |
| J-DIST-86 | 8,587.69          | 76.15             |
| J-DIST-87 | 8,606.18          | 68.15             |
| J-DIST-88 | 8,613.66          | 64.91             |
| J-DIST-89 | 8,635.16          | 55.61             |
| J-DIST-90 | 8,587.48          | 76.24             |
| J-DIST-91 | 9,383.00          | 71.79             |
| J-DIST-92 | 9,363.00          | 80.44             |
| J-DIST-93 | 9,174.49          | 66.04             |
| J-DIST-94 | 9,018.35          | 44.70             |
| J-DIST-95 | 8,830.70          | 125.88            |
| J-DIST-96 | 9,014.93          | 46.17             |
| J-DIST-97 | 8,529.20          | 101.45            |
| J-DIST-98 | 8,602.45          | 69.76             |



# SMR Water Model Results

## Static Scenario

Junction Table - Time: 0.00 hours

| Label      | Elevation<br>(ft) | Pressure<br>(psi) |
|------------|-------------------|-------------------|
| J-DIST-99  | 8,997.15          | 45.48             |
| J-DIST-100 | 8,809.12          | 126.83            |
| J-DIST-101 | 8,729.06          | 58.43             |
| J-DIST-102 | 8,699.51          | 71.22             |
| J-DIST-103 | 8,559.65          | 55.31             |
| J-DIST-104 | 8,397.43          | 125.49            |
| J-DIST-105 | 8,355.64          | 143.57            |
| J-DIST-106 | 8,296.87          | 57.18             |
| J-DIST-107 | 8,194.94          | 101.28            |
| J-DIST-108 | 8,121.43          | 133.08            |
| J-DIST-109 | 8,007.73          | 84.11             |
| J-DIST-110 | 7,906.76          | 62.04             |
| J-DIST-111 | 7,863.70          | 80.68             |
| J-DIST-112 | 7,817.85          | 100.51            |
| J-DIST-113 | 7,756.54          | 54.07             |
| J-DIST-114 | 7,746.46          | 58.44             |
| J-DIST-115 | 7,730.69          | 65.26             |
| J-DIST-116 | 7,728.27          | 67.10             |
| J-DIST-117 | 7,775.98          | 118.63            |
| J-DIST-118 | 7,843.02          | 89.62             |
| J-DIST-119 | 7,743.71          | 60.42             |
| J-DIST-120 | 7,710.60          | 74.74             |
| J-DIST-121 | 7,661.80          | 95.86             |
| J-DIST-122 | 7,671.32          | 91.74             |
| J-DIST-123 | 7,631.35          | 109.03            |
| J-DIST-124 | 7,642.61          | 104.16            |
| J-DIST-125 | 7,638.73          | 105.84            |
| J-DIST-126 | 7,634.48          | 107.68            |
| J-DIST-127 | 7,569.53          | 85.95             |
| J-DIST-128 | 7,500.56          | 115.79            |
| J-DIST-129 | 7,491.90          | 119.54            |
| J-DIST-130 | 8,246.44          | 79.00             |
| J-DIST-131 | 8,467.98          | 94.97             |
| J-DIST-132 | 8,760.00          | 45.05             |
| J-DIST-133 | 8,850.74          | 108.83            |
| J-DIST-134 | 8,937.71          | 71.20             |
| J-DIST-135 | 9,158.16          | 73.10             |
| J-DIST-136 | 9,268.95          | 121.13            |
| J-DIST-137 | 9,577.82          | 76.78             |
| J-DIST-138 | 9,220.26          | 46.24             |
| J-DIST-139 | 9,146.00          | 78.37             |
| J-DIST-140 | 9,264.44          | 123.08            |
| J-DIST-141 | 9,251.28          | 128.78            |
| J-DIST-142 | 9,140.22          | 80.87             |
| J-DIST-143 | 8,842.78          | 120.66            |
| J-DIST-144 | 8,933.13          | 81.57             |
| J-DIST-145 | 8,989.67          | 57.09             |
| J-DIST-146 | 8,584.18          | 77.66             |
| J-DIST-147 | 8,706.25          | 68.30             |
| J-DIST-148 | 7,959.18          | 105.11            |
| J-DIST-149 | 8,600.48          | 114.07            |
| J-DIST-150 | 9,375.78          | 74.91             |
| J-DIST-151 | 9,380.75          | 72.76             |
| J-DIST-152 | 9,091.81          | 101.81            |
| J-DIST-153 | 9,000.15          | 52.56             |
| J-DIST-154 | 8,913.97          | 89.84             |
| J-DIST-155 | 8,847.67          | 118.53            |

# SMR Water Model Results

## Static Scenario

Junction Table - Time: 0.00 hours

| Label      | Elevation<br>(ft) | Pressure<br>(psi) |
|------------|-------------------|-------------------|
| J-DIST-156 | 8,447.37          | 103.89            |
| J-DIST-157 | 8,491.90          | 84.62             |
| J-DIST-158 | 9,487.90          | 115.69            |
| J-DIST-159 | 9,471.00          | 123.00            |
| J-DIST-160 | 7,539.12          | 99.11             |
| J-DIST-161 | 9,240.02          | 133.65            |
| J-DIST-162 | 9,455.09          | 129.88            |
| J-DIST-163 | 9,296.55          | 109.19            |
| J-DIST-164 | 9,279.92          | 116.39            |
| J-DIST-165 | 9,404.85          | 62.34             |
| J-DIST-166 | 9,363.00          | 80.44             |
| J-DIST-167 | 9,438.07          | 137.25            |
| J-DIST-168 | 9,480.86          | 118.73            |
| J-DIST-169 | 9,464.01          | 126.02            |
| J-DIST-170 | 7,488.53          | 121.00            |
| J-DIST-171 | 9,265.52          | 122.62            |
| J-DIST-172 | 9,076.56          | 108.41            |
| J-DIST-173 | 9,126.86          | 86.65             |
| J-DIST-174 | 9,135.41          | 82.95             |
| J-DIST-175 | 9,169.93          | 68.01             |
| J-DIST-176 | 9,132.34          | 84.28             |
| J-DIST-177 | 9,127.58          | 86.34             |
| J-DIST-178 | 9,148.97          | 77.08             |
| J-DIST-179 | 9,154.66          | 74.62             |
| J-DIST-180 | 9,178.72          | 64.21             |
| J-DIST-181 | 9,199.28          | 55.31             |
| J-DIST-182 | 9,220.50          | 46.13             |
| J-DIST-183 | 9,225.03          | 44.17             |
| J-DIST-184 | 9,240.25          | 133.55            |
| J-DIST-185 | 9,273.34          | 119.23            |
| J-DIST-186 | 9,291.10          | 111.55            |
| J-DIST-187 | 9,325.76          | 96.56             |
| J-DIST-188 | 9,350.41          | 85.89             |
| J-DIST-189 | 9,354.43          | 84.15             |
| J-DIST-190 | 9,269.00          | 121.11            |
| J-DIST-191 | 9,263.95          | 123.30            |
| J-DIST-192 | 8,884.48          | 102.60            |
| J-DIST-193 | 8,822.76          | 129.31            |
| J-DIST-194 | 7,555.53          | 92.01             |
| J-DIST-195 | 7,518.78          | 107.91            |
| J-DIST-196 | 7,454.85          | 135.57            |
| J-DIST-197 | 7,886.46          | 70.83             |
| J-DIST-198 | 7,861.38          | 81.68             |
| J-DIST-199 | 7,812.16          | 102.98            |
| J-DIST-200 | 7,637.45          | 106.39            |
| J-DIST-201 | 7,643.94          | 103.58            |
| J-DIST-202 | 7,777.64          | 117.91            |
| J-DIST-203 | 7,839.17          | 91.29             |
| J-DIST-204 | 7,886.08          | 70.99             |
| J-DIST-205 | 7,981.01          | 95.67             |
| J-DIST-206 | 8,046.61          | 67.29             |
| J-DIST-207 | 8,029.97          | 74.49             |
| J-DIST-208 | 8,161.56          | 115.72            |
| J-DIST-209 | 8,323.00          | 45.87             |
| J-DIST-210 | 8,425.86          | 113.20            |
| J-DIST-211 | 8,410.62          | 119.79            |
| J-DIST-212 | 8,467.32          | 95.26             |

# SMR Water Model Results

## Static Scenario

Junction Table - Time: 0.00 hours

| Label      | Elevation<br>(ft) | Pressure<br>(psi) |
|------------|-------------------|-------------------|
| J-DIST-213 | 8,504.23          | 79.29             |
| J-DIST-214 | 8,664.31          | 86.45             |
| J-DIST-215 | 8,710.76          | 66.35             |
| J-DIST-216 | 8,729.53          | 58.23             |
| J-DIST-217 | 8,717.24          | 63.55             |
| J-DIST-218 | 8,669.54          | 84.18             |
| J-DIST-219 | 8,827.11          | 119.05            |
| J-DIST-220 | 8,879.19          | 96.52             |
| J-DIST-221 | 8,968.52          | 57.87             |
| J-DIST-222 | 9,027.86          | 129.48            |
| J-DIST-223 | 9,066.91          | 112.58            |
| J-DIST-224 | 9,353.88          | 84.39             |
| J-DIST-225 | 9,441.43          | 135.79            |
| J-DIST-226 | 9,472.90          | 122.18            |
| J-DIST-227 | 9,242.94          | 132.39            |
| J-DIST-228 | 9,260.65          | 124.72            |
| J-DIST-229 | 9,271.56          | 120.01            |
| J-DIST-230 | 9,291.50          | 111.37            |
| J-DIST-231 | 9,339.78          | 90.49             |
| J-DIST-232 | 9,366.56          | 78.90             |
| J-DIST-233 | 9,345.45          | 88.04             |
| J-DIST-234 | 9,314.22          | 101.55            |
| J-DIST-235 | 9,274.92          | 118.55            |
| J-DIST-236 | 9,281.31          | 115.78            |
| J-DIST-237 | 9,258.29          | 125.75            |
| J-DIST-238 | 9,266.75          | 122.08            |
| J-DIST-239 | 9,233.40          | 136.51            |
| J-DIST-240 | 9,169.23          | 68.31             |
| J-DIST-241 | 9,150.38          | 76.47             |
| J-DIST-242 | 9,155.77          | 74.14             |
| J-DIST-243 | 9,127.08          | 86.55             |
| J-DIST-244 | 9,123.18          | 88.24             |
| J-DIST-245 | 9,091.68          | 101.87            |
| J-DIST-246 | 9,153.12          | 75.28             |
| J-DIST-247 | 9,146.52          | 78.14             |
| J-DIST-248 | 9,113.50          | 92.43             |
| J-DIST-249 | 9,061.09          | 115.10            |
| J-DIST-250 | 8,998.33          | 53.36             |
| J-DIST-251 | 8,960.91          | 69.55             |
| J-DIST-252 | 8,937.17          | 79.82             |
| J-DIST-253 | 8,943.88          | 76.91             |
| J-DIST-254 | 8,993.70          | 55.36             |
| J-DIST-255 | 9,063.29          | 114.15            |
| J-DIST-256 | 8,911.99          | 90.70             |
| J-DIST-257 | 9,097.94          | 99.16             |
| J-DIST-258 | 8,879.45          | 104.78            |
| J-DIST-259 | 8,953.46          | 72.75             |
| J-DIST-260 | 9,135.86          | 82.75             |
| J-DIST-261 | 8,812.57          | 91.45             |
| J-DIST-262 | 8,753.07          | 117.19            |
| J-DIST-263 | 8,660.03          | 44.85             |
| J-DIST-264 | 8,624.94          | 60.03             |
| J-DIST-265 | 8,713.89          | 134.14            |
| J-DIST-266 | 8,573.42          | 82.32             |
| J-DIST-267 | 8,508.39          | 110.46            |
| J-DIST-268 | 8,619.17          | 62.53             |
| J-DIST-269 | 9,551.71          | 88.08             |

# SMR Water Model Results

## Static Scenario

Junction Table - Time: 0.00 hours

| Label      | Elevation<br>(ft) | Pressure<br>(psi) |
|------------|-------------------|-------------------|
| J-DIST-270 | 9,531.13          | 96.99             |
| J-DIST-271 | 9,508.60          | 5.78              |
| J-DIST-272 | 9,089.46          | 102.82            |
| J-DIST-273 | 9,089.80          | 102.68            |
| J-DIST-274 | 9,068.43          | 111.93            |
| J-DIST-275 | 9,036.85          | 125.59            |
| J-DIST-276 | 9,066.08          | 112.94            |
| J-DIST-277 | 8,803.86          | 137.50            |
| J-DIST-278 | 9,521.50          | 0.20              |
| J-DIST-279 | 9,516.42          | 2.40              |
| J-DIST-280 | 9,523.52          | 100.28            |
| J-DIST-281 | 9,301.58          | 107.01            |
| J-DIST-282 | 9,324.05          | 97.29             |
| J-DIST-283 | 9,330.56          | 94.48             |
| J-DIST-284 | 9,312.21          | 102.42            |
| J-DIST-285 | 9,417.40          | 56.90             |
| J-DIST-286 | 7,736.94          | 62.56             |
| J-DIST-287 | 7,702.29          | 77.55             |
| J-DIST-288 | 7,683.25          | 85.79             |
| J-DIST-289 | 7,782.81          | 115.67            |
| J-DIST-290 | 7,748.71          | 130.43            |
| J-DIST-291 | 7,758.03          | 126.39            |
| J-DIST-292 | 7,768.48          | 121.87            |
| J-DIST-293 | 7,483.00          | 123.39            |
| J-DIST-294 | 7,585.14          | 129.02            |
| J-DIST-295 | 7,608.37          | 118.97            |
| J-DIST-296 | 7,627.72          | 110.60            |
| J-DIST-297 | 7,673.00          | 91.01             |
| J-DIST-298 | 7,681.10          | 87.51             |
| J-DIST-299 | 7,694.37          | 81.77             |
| J-DIST-300 | 7,711.52          | 74.35             |
| J-DIST-301 | 7,670.69          | 92.01             |
| J-DIST-302 | 9,383.00          | 71.79             |
| J-DIST-303 | 8,960.87          | 69.56             |
| J-DIST-304 | 9,584.69          | 73.81             |
| J-DIST-305 | 9,441.02          | 35.02             |
| J-DIST-306 | 9,468.93          | 22.94             |
| J-DIST-307 | 9,488.37          | 14.53             |
| J-DIST-308 | 9,472.16          | 21.54             |
| J-DIST-309 | 9,420.24          | 144.96            |
| J-DIST-310 | 9,328.38          | 95.42             |
| J-DIST-311 | 9,384.33          | 71.21             |
| J-DIST-312 | 9,237.33          | 134.81            |
| J-DIST-313 | 9,260.15          | 124.94            |
| J-DIST-314 | 9,268.22          | 121.45            |
| J-DIST-315 | 9,266.88          | 122.03            |
| J-DIST-316 | 9,266.25          | 122.30            |
| J-DIST-317 | 9,258.89          | 125.48            |
| J-DIST-318 | 9,262.67          | 123.85            |
| J-DIST-319 | 7,672.53          | 41.39             |
| J-DIST-320 | 9,060.63          | 115.30            |
| J-DIST-321 | 7,824.80          | 97.51             |
| J-DIST-322 | 7,700.65          | 79.05             |
| J-DIST-323 | 7,763.38          | 51.91             |
| J-DIST-324 | 7,772.87          | 47.80             |
| J-DIST-325 | 7,757.10          | 54.62             |
| J-DIST-326 | 7,746.53          | 59.20             |

# SMR Water Model Results

## Static Scenario

Junction Table - Time: 0.00 hours

| Label      | Elevation<br>(ft) | Pressure<br>(psi) |
|------------|-------------------|-------------------|
| J-DIST-327 | 7,917.00          | 57.62             |
| J-DIST-328 | 8,587.07          | 43.45             |
| J-DIST-329 | 7,525.07          | 105.19            |
| J-DIST-330 | 7,518.36          | 108.09            |
| J-DIST-331 | 7,513.00          | 110.41            |
| J-DIST-332 | 7,504.39          | 114.14            |
| J-DIST-333 | 7,494.19          | 118.55            |
| J-DIST-334 | 7,493.00          | 119.06            |
| J-DIST-335 | 7,826.53          | 96.76             |
| J-DIST-336 | 7,780.05          | 116.87            |
| J-DIST-337 | 7,873.46          | 76.46             |
| J-DIST-338 | 7,763.00          | 124.24            |
| J-DIST-339 | 9,081.67          | 106.20            |
| J-DIST-340 | 9,141.66          | 80.24             |
| J-DIST-341 | 9,463.00          | 126.46            |
| J-DIST-342 | 9,305.67          | 105.25            |
| J-DIST-343 | 9,268.66          | 121.26            |
| J-DIST-344 | 8,861.87          | 112.38            |
| J-DIST-360 | 9,420.33          | 43.97             |
| J-DIST-370 | 9,265.81          | 122.49            |
| J-EX-2     | 7,437.33          | 143.15            |
| J-EX-3     | 7,476.22          | 126.32            |
| J-EX-4     | 7,589.52          | 77.31             |
| J-EX-5     | 7,493.00          | 119.06            |
| J-TM-1     | 7,545.27          | 689.96            |
| J-TM-2     | 7,455.75          | 728.69            |
| J-TM-3     | 7,471.58          | 721.85            |
| J-TM-4     | 7,499.50          | 709.77            |
| J-TM-5     | 7,535.65          | 694.13            |
| J-TM-6     | 7,605.83          | 663.76            |
| J-TM-7     | 7,638.14          | 649.78            |
| J-TM-8     | 7,639.16          | 649.34            |
| J-TM-9     | 7,676.25          | 633.30            |
| J-TM-10    | 7,683.32          | 630.24            |
| J-TM-11    | 7,763.00          | 595.76            |
| J-TM-12    | 7,816.53          | 572.60            |
| J-TM-13    | 7,863.09          | 552.46            |
| J-TM-14    | 7,905.54          | 534.09            |
| J-TM-15    | 7,930.73          | 523.19            |
| J-TM-16    | 7,958.02          | 511.39            |
| J-TM-17    | 8,060.16          | 467.19            |
| J-TM-18    | 8,122.63          | 440.17            |
| J-TM-19    | 8,196.00          | 408.42            |
| J-TM-20    | 8,226.70          | 395.14            |
| J-TM-21    | 8,295.65          | 365.31            |
| J-TM-22    | 8,355.22          | 339.54            |
| J-TM-23    | 8,467.86          | 290.80            |
| J-TM-24    | 8,558.72          | 251.49            |
| J-TM-25    | 8,629.70          | 220.78            |
| J-TM-26    | 8,006.56          | 490.38            |
| J-TM-27    | 7,776.35          | 589.99            |
| J-TM-28    | 7,726.60          | 611.51            |
| J-TM-29    | 7,630.29          | 653.18            |
| J-TM-30    | 7,640.79          | 648.64            |
| J-TM-31    | 7,633.62          | 651.74            |
| J-TM-32    | 7,566.11          | 680.95            |
| J-TM-33    | 7,482.58          | 717.09            |

# SMR Water Model Results

## Static Scenario

Junction Table - Time: 0.00 hours

| Label   | Elevation<br>(ft) | Pressure<br>(psi) |
|---------|-------------------|-------------------|
| J-TM-34 | 7,492.62          | 712.74            |
| J-TM-35 | 7,678.17          | 632.46            |
| J-TM-36 | 7,702.08          | 622.12            |
| J-TM-37 | 7,595.67          | 668.16            |
| J-TM-38 | 8,245.32          | 387.09            |
| J-TM-39 | 8,398.61          | 320.76            |
| J-TM-40 | 8,439.45          | 303.09            |
| J-TM-41 | 8,502.35          | 275.88            |
| J-TM-42 | 8,602.02          | 232.76            |
| J-TM-43 | 8,662.55          | 588.68            |
| J-TM-44 | 8,693.90          | 575.12            |
| J-TM-45 | 8,730.07          | 559.47            |
| J-TM-46 | 8,731.30          | 558.94            |
| J-TM-47 | 8,810.35          | 524.74            |
| J-TM-48 | 8,761.23          | 545.99            |
| J-TM-49 | 8,851.77          | 506.81            |
| J-TM-50 | 8,904.80          | 483.87            |
| J-TM-51 | 8,938.84          | 469.14            |
| J-TM-52 | 8,998.89          | 443.16            |
| J-TM-53 | 9,088.64          | 404.33            |
| J-TM-54 | 9,241.35          | 338.26            |
| J-TM-55 | 9,159.41          | 373.71            |
| J-TM-56 | 8,706.42          | 569.70            |
| J-TM-57 | 9,266.96          | 327.18            |
| J-TM-58 | 9,350.30          | 291.12            |
| J-TM-59 | 9,473.29          | 237.91            |
| J-TM-60 | 9,503.46          | 224.86            |
| J-TM-61 | 7,635.16          | 651.07            |
| J-TM-62 | 7,635.74          | 650.82            |
| J-TM-63 | 7,644.76          | 646.92            |
| J-TM-64 | 7,580.28          | 674.82            |
| J-TM-65 | 7,838.01          | 563.31            |
| J-TM-66 | 7,884.68          | 543.12            |
| J-TM-67 | 7,980.94          | 501.47            |
| J-TM-68 | 8,045.32          | 473.62            |
| J-TM-69 | 8,029.15          | 480.61            |
| J-TM-70 | 8,162.78          | 422.80            |
| J-TM-71 | 8,323.00          | 353.48            |
| J-TM-72 | 8,426.04          | 308.90            |
| J-TM-73 | 8,489.84          | 281.29            |
| J-TM-74 | 8,524.51          | 266.29            |
| J-TM-75 | 8,718.50          | 564.47            |
| J-TM-76 | 8,827.48          | 517.32            |
| J-TM-77 | 8,880.27          | 494.48            |
| J-TM-78 | 8,969.79          | 455.75            |
| J-TM-79 | 9,029.41          | 429.96            |
| J-TM-80 | 9,067.98          | 413.27            |
| J-TM-81 | 9,204.98          | 354.00            |
| J-TM-82 | 9,270.25          | 325.76            |
| J-TM-83 | 9,320.24          | 304.13            |
| J-TM-84 | 9,370.67          | 282.31            |
| J-TM-85 | 9,404.87          | 267.51            |
| J-TM-86 | 9,441.85          | 251.51            |
| J-TM-87 | 9,496.54          | 227.85            |
| J-TM-88 | 7,455.29          | 728.90            |
| J-TM-89 | 7,534.85          | 694.47            |
| J-TM-90 | 7,517.78          | 701.86            |



# SMR Water Model Results

## Static Scenario

Junction Table - Time: 0.00 hours

| Label   | Elevation<br>(ft) | Pressure<br>(psi) |
|---------|-------------------|-------------------|
| J-TM-91 | 7,556.26          | 685.21            |

# SMR Water Model Results

## Static Scenario

Pipe Table - Time: 0.00 hours

| Label   | Length<br>(ft) | Diameter<br>(in) | Flow<br>(gpm) | Velocity<br>(ft/s) |
|---------|----------------|------------------|---------------|--------------------|
| DIST-1  | 658            | 12.0             | -0.07         | 0.00               |
| DIST-2  | 265            | 12.0             | -0.07         | 0.00               |
| DIST-3  | 213            | 12.0             | -0.07         | 0.00               |
| DIST-4  | 99             | 12.0             | 0.07          | 0.00               |
| DIST-5  | 79             | 12.0             | -0.19         | 0.00               |
| DIST-6  | 502            | 12.0             | 0.01          | 0.00               |
| DIST-7  | 55             | 12.0             | 0.01          | 0.00               |
| DIST-8  | 461            | 12.0             | 0.01          | 0.00               |
| DIST-9  | 346            | 12.0             | 0.01          | 0.00               |
| DIST-10 | 445            | 12.0             | 0.01          | 0.00               |
| DIST-11 | 435            | 12.0             | 0.01          | 0.00               |
| DIST-12 | 11             | 12.0             | 0.01          | 0.00               |
| DIST-13 | 368            | 12.0             | 0.01          | 0.00               |
| DIST-14 | 504            | 12.0             | 0.01          | 0.00               |
| DIST-15 | 15             | 12.0             | -0.20         | 0.00               |
| DIST-16 | 148            | 12.0             | -0.20         | 0.00               |
| DIST-17 | 229            | 12.0             | -0.20         | 0.00               |
| DIST-18 | 657            | 12.0             | -0.20         | 0.00               |
| DIST-19 | 373            | 12.0             | -0.20         | 0.00               |
| DIST-20 | 422            | 12.0             | -0.20         | 0.00               |
| DIST-21 | 403            | 12.0             | -0.20         | 0.00               |
| DIST-22 | 292            | 12.0             | -0.20         | 0.00               |
| DIST-23 | 155            | 12.0             | -0.20         | 0.00               |
| DIST-24 | 72             | 12.0             | -0.20         | 0.00               |
| DIST-25 | 136            | 12.0             | -0.13         | 0.00               |
| DIST-26 | 314            | 12.0             | -0.13         | 0.00               |
| DIST-27 | 313            | 12.0             | -0.13         | 0.00               |
| DIST-28 | 409            | 12.0             | -0.13         | 0.00               |
| DIST-29 | 299            | 12.0             | -0.13         | 0.00               |
| DIST-30 | 372            | 12.0             | -0.13         | 0.00               |
| DIST-31 | 161            | 12.0             | -0.13         | 0.00               |
| DIST-32 | 503            | 12.0             | -0.13         | 0.00               |
| DIST-33 | 153            | 12.0             | -0.18         | 0.00               |
| DIST-34 | 410            | 12.0             | -0.18         | 0.00               |
| DIST-35 | 497            | 12.0             | -0.18         | 0.00               |
| DIST-36 | 520            | 12.0             | -0.18         | 0.00               |
| DIST-37 | 533            | 12.0             | -0.18         | 0.00               |
| DIST-38 | 651            | 12.0             | -0.18         | 0.00               |
| DIST-39 | 412            | 12.0             | -0.18         | 0.00               |
| DIST-40 | 151            | 12.0             | -0.18         | 0.00               |
| DIST-41 | 175            | 12.0             | -0.14         | 0.00               |
| DIST-42 | 530            | 12.0             | -0.14         | 0.00               |
| DIST-43 | 399            | 12.0             | -0.14         | 0.00               |
| DIST-44 | 239            | 12.0             | -0.14         | 0.00               |
| DIST-45 | 156            | 12.0             | -0.14         | 0.00               |
| DIST-46 | 210            | 12.0             | -0.15         | 0.00               |
| DIST-47 | 270            | 12.0             | -0.15         | 0.00               |
| DIST-48 | 250            | 12.0             | -0.15         | 0.00               |
| DIST-49 | 183            | 12.0             | -0.15         | 0.00               |
| DIST-50 | 528            | 12.0             | -0.15         | 0.00               |
| DIST-51 | 492            | 12.0             | -0.15         | 0.00               |
| DIST-52 | 50             | 12.0             | -0.15         | 0.00               |
| DIST-53 | 113            | 12.0             | -0.18         | 0.00               |
| DIST-54 | 562            | 12.0             | -0.18         | 0.00               |
| DIST-55 | 247            | 12.0             | -0.18         | 0.00               |
| DIST-56 | 458            | 12.0             | -0.18         | 0.00               |
| DIST-57 | 406            | 12.0             | -0.18         | 0.00               |

# SMR Water Model Results

## Static Scenario

Pipe Table - Time: 0.00 hours

| Label    | Length<br>(ft) | Diameter<br>(in) | Flow<br>(gpm) | Velocity<br>(ft/s) |
|----------|----------------|------------------|---------------|--------------------|
| DIST-58  | 266            | 12.0             | -0.18         | 0.00               |
| DIST-59  | 323            | 12.0             | -0.18         | 0.00               |
| DIST-60  | 373            | 12.0             | -0.18         | 0.00               |
| DIST-61  | 528            | 12.0             | -0.18         | 0.00               |
| DIST-62  | 112            | 12.0             | -0.18         | 0.00               |
| DIST-63  | 416            | 12.0             | -0.15         | 0.00               |
| DIST-64  | 321            | 12.0             | -0.15         | 0.00               |
| DIST-65  | 371            | 12.0             | -0.15         | 0.00               |
| DIST-66  | 360            | 12.0             | -0.15         | 0.00               |
| DIST-67  | 338            | 12.0             | -0.15         | 0.00               |
| DIST-68  | 449            | 12.0             | -0.15         | 0.00               |
| DIST-69  | 337            | 12.0             | -0.15         | 0.00               |
| DIST-70  | 290            | 12.0             | -0.15         | 0.00               |
| DIST-71  | 122            | 12.0             | 0.15          | 0.00               |
| DIST-72  | 351            | 12.0             | -0.25         | 0.00               |
| DIST-73  | 387            | 12.0             | -0.25         | 0.00               |
| DIST-74  | 132            | 12.0             | -0.25         | 0.00               |
| DIST-75  | 121            | 12.0             | -0.25         | 0.00               |
| DIST-76  | 741            | 12.0             | -0.25         | 0.00               |
| DIST-77  | 824            | 12.0             | -0.25         | 0.00               |
| DIST-78  | 466            | 8.0              | 0.00          | 0.00               |
| DIST-79  | 394            | 8.0              | 0.00          | 0.00               |
| DIST-80  | 320            | 8.0              | 0.01          | 0.00               |
| DIST-81  | 262            | 8.0              | 0.01          | 0.00               |
| DIST-82  | 314            | 8.0              | 0.00          | 0.00               |
| DIST-83  | 333            | 8.0              | 0.00          | 0.00               |
| DIST-84  | 409            | 8.0              | 0.00          | 0.00               |
| DIST-85  | 556            | 12.0             | 0.02          | 0.00               |
| DIST-86  | 460            | 12.0             | 0.02          | 0.00               |
| DIST-87  | 466            | 12.0             | 0.02          | 0.00               |
| DIST-88  | 378            | 12.0             | 0.02          | 0.00               |
| DIST-89  | 286            | 12.0             | 0.02          | 0.00               |
| DIST-90  | 206            | 12.0             | 0.02          | 0.00               |
| DIST-91  | 404            | 12.0             | 0.02          | 0.00               |
| DIST-92  | 246            | 12.0             | 0.02          | 0.00               |
| DIST-93  | 316            | 12.0             | 0.01          | 0.00               |
| DIST-94  | 472            | 12.0             | 0.01          | 0.00               |
| DIST-95  | 51             | 12.0             | 0.00          | 0.00               |
| DIST-96  | 274            | 12.0             | 0.00          | 0.00               |
| DIST-97  | 293            | 12.0             | 0.00          | 0.00               |
| DIST-98  | 198            | 12.0             | 0.00          | 0.00               |
| DIST-99  | 372            | 8.0              | 0.01          | 0.00               |
| DIST-100 | 685            | 8.0              | 0.01          | 0.00               |
| DIST-101 | 355            | 8.0              | 0.01          | 0.00               |
| DIST-102 | 246            | 8.0              | 0.01          | 0.00               |
| DIST-103 | 135            | 8.0              | 0.01          | 0.00               |
| DIST-104 | 88             | 8.0              | 0.00          | 0.00               |
| DIST-105 | 259            | 8.0              | 0.03          | 0.00               |
| DIST-106 | 272            | 8.0              | 0.03          | 0.00               |
| DIST-107 | 146            | 8.0              | 0.03          | 0.00               |
| DIST-108 | 194            | 8.0              | 0.03          | 0.00               |
| DIST-109 | 355            | 8.0              | 0.01          | 0.00               |
| DIST-110 | 391            | 8.0              | 0.01          | 0.00               |
| DIST-111 | 366            | 8.0              | 0.01          | 0.00               |
| DIST-112 | 337            | 8.0              | -0.01         | 0.00               |
| DIST-113 | 339            | 8.0              | 0.00          | 0.00               |
| DIST-114 | 150            | 8.0              | 0.00          | 0.00               |

# SMR Water Model Results

## Static Scenario

Pipe Table - Time: 0.00 hours

| Label    | Length<br>(ft) | Diameter<br>(in) | Flow<br>(gpm) | Velocity<br>(ft/s) |
|----------|----------------|------------------|---------------|--------------------|
| DIST-115 | 519            | 8.0              | 0.00          | 0.00               |
| DIST-116 | 50             | 8.0              | 0.00          | 0.00               |
| DIST-117 | 138            | 8.0              | -0.02         | 0.00               |
| DIST-118 | 324            | 8.0              | 0.02          | 0.00               |
| DIST-119 | 375            | 8.0              | 0.02          | 0.00               |
| DIST-120 | 211            | 8.0              | 0.00          | 0.00               |
| DIST-121 | 133            | 12.0             | (N/A)         | (N/A)              |
| DIST-122 | 441            | 8.0              | 0.00          | 0.00               |
| DIST-123 | 271            | 8.0              | 0.00          | 0.00               |
| DIST-124 | 322            | 8.0              | 0.00          | 0.00               |
| DIST-125 | 280            | 12.0             | 0.00          | 0.00               |
| DIST-126 | 231            | 12.0             | 0.00          | 0.00               |
| DIST-127 | 384            | 12.0             | 0.00          | 0.00               |
| DIST-128 | 251            | 12.0             | 0.00          | 0.00               |
| DIST-129 | 237            | 12.0             | 0.30          | 0.00               |
| DIST-130 | 242            | 12.0             | 0.01          | 0.00               |
| DIST-131 | 158            | 12.0             | 0.01          | 0.00               |
| DIST-132 | 363            | 12.0             | 0.01          | 0.00               |
| DIST-133 | 272            | 12.0             | 0.00          | 0.00               |
| DIST-134 | 481            | 12.0             | 0.01          | 0.00               |
| DIST-135 | 116            | 12.0             | 0.02          | 0.00               |
| DIST-136 | 350            | 12.0             | 0.02          | 0.00               |
| DIST-137 | 166            | 12.0             | 0.03          | 0.00               |
| DIST-138 | 374            | 12.0             | 0.02          | 0.00               |
| DIST-139 | 358            | 12.0             | 0.02          | 0.00               |
| DIST-140 | 126            | 12.0             | 0.02          | 0.00               |
| DIST-141 | 193            | 12.0             | 0.03          | 0.00               |
| DIST-142 | 823            | 12.0             | 0.03          | 0.00               |
| DIST-143 | 484            | 12.0             | 0.01          | 0.00               |
| DIST-144 | 238            | 12.0             | 0.01          | 0.00               |
| DIST-145 | 774            | 12.0             | 0.00          | 0.00               |
| DIST-146 | 399            | 12.0             | 0.00          | 0.00               |
| DIST-147 | 70             | 12.0             | 0.00          | 0.00               |
| DIST-148 | 525            | 12.0             | 0.01          | 0.00               |
| DIST-149 | 435            | 12.0             | 0.01          | 0.00               |
| DIST-150 | 350            | 12.0             | 0.00          | 0.00               |
| DIST-151 | 288            | 12.0             | 0.00          | 0.00               |
| DIST-152 | 919            | 8.0              | 0.01          | 0.00               |
| DIST-153 | 505            | 8.0              | 0.00          | 0.00               |
| DIST-154 | 368            | 8.0              | 0.00          | 0.00               |
| DIST-155 | 237            | 8.0              | 0.01          | 0.00               |
| DIST-156 | 462            | 8.0              | 0.01          | 0.00               |
| DIST-157 | 756            | 8.0              | 0.01          | 0.00               |
| DIST-158 | 354            | 8.0              | 0.00          | 0.00               |
| DIST-159 | 330            | 8.0              | 0.00          | 0.00               |
| DIST-160 | 399            | 8.0              | 0.00          | 0.00               |
| DIST-161 | 366            | 8.0              | 0.00          | 0.00               |
| DIST-162 | 625            | 8.0              | 0.00          | 0.00               |
| DIST-163 | 361            | 8.0              | 0.01          | 0.00               |
| DIST-164 | 293            | 8.0              | 0.00          | 0.00               |
| DIST-165 | 327            | 8.0              | 0.00          | 0.00               |
| DIST-166 | 311            | 8.0              | 0.01          | 0.00               |
| DIST-167 | 337            | 8.0              | 0.01          | 0.00               |
| DIST-168 | 629            | 8.0              | 0.01          | 0.00               |
| DIST-169 | 638            | 8.0              | 0.00          | 0.00               |
| DIST-170 | 770            | 8.0              | 0.00          | 0.00               |
| DIST-171 | 194            | 12.0             | -0.01         | 0.00               |

# SMR Water Model Results

## Static Scenario

Pipe Table - Time: 0.00 hours

| Label    | Length<br>(ft) | Diameter<br>(in) | Flow<br>(gpm) | Velocity<br>(ft/s) |
|----------|----------------|------------------|---------------|--------------------|
| DIST-172 | 307            | 12.0             | -0.01         | 0.00               |
| DIST-173 | 321            | 12.0             | -0.01         | 0.00               |
| DIST-174 | 186            | 12.0             | -0.01         | 0.00               |
| DIST-175 | 287            | 12.0             | -0.01         | 0.00               |
| DIST-176 | 485            | 12.0             | -0.01         | 0.00               |
| DIST-177 | 234            | 12.0             | -0.01         | 0.00               |
| DIST-178 | 338            | 12.0             | -0.01         | 0.00               |
| DIST-179 | 626            | 12.0             | -0.01         | 0.00               |
| DIST-180 | 205            | 12.0             | -0.01         | 0.00               |
| DIST-181 | 467            | 12.0             | 0.02          | 0.00               |
| DIST-182 | 209            | 12.0             | 0.02          | 0.00               |
| DIST-183 | 295            | 12.0             | 0.01          | 0.00               |
| DIST-184 | 219            | 8.0              | 0.01          | 0.00               |
| DIST-185 | 278            | 8.0              | 0.00          | 0.00               |
| DIST-186 | 291            | 8.0              | 0.00          | 0.00               |
| DIST-187 | 210            | 8.0              | 0.00          | 0.00               |
| DIST-188 | 300            | 8.0              | 0.00          | 0.00               |
| DIST-189 | 272            | 8.0              | 0.00          | 0.00               |
| DIST-190 | 294            | 8.0              | 0.00          | 0.00               |
| DIST-191 | 300            | 8.0              | 0.00          | 0.00               |
| DIST-192 | 236            | 8.0              | -0.03         | 0.00               |
| DIST-193 | 208            | 8.0              | -0.03         | 0.00               |
| DIST-194 | 388            | 8.0              | -0.03         | 0.00               |
| DIST-195 | 355            | 8.0              | -0.03         | 0.00               |
| DIST-196 | 25             | 8.0              | -0.06         | 0.00               |
| DIST-197 | 363            | 8.0              | -0.06         | 0.00               |
| DIST-198 | 356            | 8.0              | 0.00          | 0.00               |
| DIST-199 | 370            | 8.0              | 0.00          | 0.00               |
| DIST-200 | 181            | 8.0              | -0.06         | 0.00               |
| DIST-201 | 229            | 8.0              | -0.06         | 0.00               |
| DIST-202 | 229            | 8.0              | -0.06         | 0.00               |
| DIST-203 | 161            | 8.0              | 0.00          | 0.00               |
| DIST-204 | 291            | 8.0              | -0.06         | 0.00               |
| DIST-205 | 300            | 8.0              | -0.06         | 0.00               |
| DIST-206 | 89             | 12.0             | 0.01          | 0.00               |
| DIST-207 | 254            | 8.0              | -0.06         | 0.00               |
| DIST-208 | 229            | 8.0              | -0.06         | 0.00               |
| DIST-209 | 131            | 8.0              | 0.01          | 0.00               |
| DIST-210 | 333            | 12.0             | 0.00          | 0.00               |
| DIST-211 | 440            | 8.0              | 0.01          | 0.00               |
| DIST-212 | 205            | 12.0             | 0.00          | 0.00               |
| DIST-213 | 100            | 12.0             | 0.01          | 0.00               |
| DIST-214 | 351            | 12.0             | 0.01          | 0.00               |
| DIST-215 | 358            | 12.0             | 0.02          | 0.00               |
| DIST-216 | 479            | 12.0             | 0.02          | 0.00               |
| DIST-217 | 431            | 12.0             | 0.02          | 0.00               |
| DIST-218 | 659            | 12.0             | 0.02          | 0.00               |
| DIST-219 | 232            | 12.0             | 0.02          | 0.00               |
| DIST-220 | 54             | 12.0             | 0.02          | 0.00               |
| DIST-221 | 412            | 12.0             | 0.02          | 0.00               |
| DIST-222 | 456            | 12.0             | 0.02          | 0.00               |
| DIST-223 | 348            | 12.0             | 0.01          | 0.00               |
| DIST-224 | 615            | 12.0             | 0.02          | 0.00               |
| DIST-225 | 268            | 12.0             | 0.02          | 0.00               |
| DIST-226 | 147            | 12.0             | 0.01          | 0.00               |
| DIST-227 | 414            | 12.0             | 0.01          | 0.00               |
| DIST-228 | 164            | 12.0             | 0.01          | 0.00               |

# SMR Water Model Results

## Static Scenario

Pipe Table - Time: 0.00 hours

| Label    | Length<br>(ft) | Diameter<br>(in) | Flow<br>(gpm) | Velocity<br>(ft/s) |
|----------|----------------|------------------|---------------|--------------------|
| DIST-229 | 158            | 12.0             | 0.01          | 0.00               |
| DIST-230 | 263            | 8.0              | 0.01          | 0.00               |
| DIST-231 | 326            | 8.0              | 0.01          | 0.00               |
| DIST-232 | 393            | 12.0             | 0.01          | 0.00               |
| DIST-233 | 418            | 8.0              | 0.29          | 0.00               |
| DIST-234 | 491            | 8.0              | 0.29          | 0.00               |
| DIST-235 | 268            | 8.0              | 0.01          | 0.00               |
| DIST-236 | 251            | 8.0              | 0.01          | 0.00               |
| DIST-237 | 54             | 8.0              | 0.00          | 0.00               |
| DIST-238 | 131            | 8.0              | 0.00          | 0.00               |
| DIST-239 | 288            | 8.0              | 0.00          | 0.00               |
| DIST-240 | 302            | 8.0              | 0.00          | 0.00               |
| DIST-241 | 242            | 8.0              | 0.00          | 0.00               |
| DIST-242 | 204            | 8.0              | 0.00          | 0.00               |
| DIST-243 | 314            | 12.0             | -0.25         | 0.00               |
| DIST-244 | 63             | 12.0             | -0.13         | 0.00               |
| DIST-245 | 116            | 12.0             | 0.09          | 0.00               |
| DIST-246 | 231            | 8.0              | 0.00          | 0.00               |
| DIST-247 | 232            | 8.0              | 0.00          | 0.00               |
| DIST-248 | 390            | 12.0             | -0.02         | 0.00               |
| DIST-249 | 311            | 12.0             | -0.02         | 0.00               |
| DIST-250 | 188            | 12.0             | -0.09         | 0.00               |
| DIST-251 | 334            | 12.0             | -0.09         | 0.00               |
| DIST-252 | 345            | 12.0             | -0.09         | 0.00               |
| DIST-253 | 384            | 8.0              | 0.29          | 0.00               |
| DIST-254 | 354            | 12.0             | -0.09         | 0.00               |
| DIST-255 | 56             | 8.0              | 0.29          | 0.00               |
| DIST-256 | 260            | 8.0              | 0.22          | 0.00               |
| DIST-257 | 231            | 8.0              | 0.22          | 0.00               |
| DIST-258 | 217            | 8.0              | 0.22          | 0.00               |
| DIST-259 | 364            | 8.0              | 0.22          | 0.00               |
| DIST-260 | 298            | 12.0             | 0.01          | 0.00               |
| DIST-260 | 22             | 12.0             | -0.09         | 0.00               |
| DIST-261 | 348            | 12.0             | 0.01          | 0.00               |
| DIST-261 | 320            | 12.0             | -0.09         | 0.00               |
| DIST-262 | 517            | 12.0             | 0.01          | 0.00               |
| DIST-263 | 582            | 12.0             | 0.01          | 0.00               |
| DIST-264 | 377            | 12.0             | 0.01          | 0.00               |
| DIST-265 | 259            | 12.0             | 0.01          | 0.00               |
| DIST-266 | 188            | 12.0             | 0.01          | 0.00               |
| DIST-267 | 454            | 12.0             | 0.01          | 0.00               |
| DIST-268 | 270            | 12.0             | 0.01          | 0.00               |
| DIST-269 | 394            | 8.0              | 0.01          | 0.00               |
| DIST-270 | 506            | 8.0              | 0.01          | 0.00               |
| DIST-271 | 551            | 8.0              | 0.01          | 0.00               |
| DIST-272 | 428            | 8.0              | 0.01          | 0.00               |
| DIST-273 | 606            | 8.0              | 0.00          | 0.00               |
| DIST-274 | 507            | 8.0              | 0.00          | 0.00               |
| DIST-275 | 524            | 8.0              | 0.00          | 0.00               |
| DIST-276 | 625            | 12.0             | 0.01          | 0.00               |
| DIST-277 | 558            | 8.0              | 0.01          | 0.00               |
| DIST-278 | 610            | 8.0              | 0.01          | 0.00               |
| DIST-279 | 476            | 8.0              | 0.01          | 0.00               |
| DIST-280 | 425            | 8.0              | 0.01          | 0.00               |
| DIST-281 | 167            | 12.0             | 0.06          | 0.00               |
| DIST-282 | 103            | 12.0             | 0.14          | 0.00               |
| DIST-283 | 269            | 8.0              | 0.22          | 0.00               |

# SMR Water Model Results

## Static Scenario

Pipe Table - Time: 0.00 hours

| Label    | Length<br>(ft) | Diameter<br>(in) | Flow<br>(gpm) | Velocity<br>(ft/s) |
|----------|----------------|------------------|---------------|--------------------|
| DIST-284 | 231            | 8.0              | 0.00          | 0.00               |
| DIST-285 | 269            | 8.0              | 0.00          | 0.00               |
| DIST-286 | 342            | 8.0              | 0.00          | 0.00               |
| DIST-287 | 281            | 8.0              | 0.00          | 0.00               |
| DIST-288 | 213            | 8.0              | 0.01          | 0.00               |
| DIST-289 | 311            | 8.0              | 0.01          | 0.00               |
| DIST-290 | 226            | 12.0             | 0.00          | 0.00               |
| DIST-291 | 248            | 12.0             | 0.00          | 0.00               |
| DIST-292 | 211            | 12.0             | 0.00          | 0.00               |
| DIST-293 | 295            | 12.0             | 0.00          | 0.00               |
| DIST-294 | 163            | 12.0             | 0.00          | 0.00               |
| DIST-295 | 357            | 12.0             | 0.00          | 0.00               |
| DIST-296 | 424            | 12.0             | 0.00          | 0.00               |
| DIST-297 | 426            | 12.0             | 0.00          | 0.00               |
| DIST-298 | 458            | 12.0             | 0.00          | 0.00               |
| DIST-299 | 265            | 12.0             | 0.00          | 0.00               |
| DIST-300 | 286            | 12.0             | 0.00          | 0.00               |
| DIST-301 | 326            | 8.0              | -0.06         | 0.00               |
| DIST-302 | 155            | 8.0              | -0.06         | 0.00               |
| DIST-303 | 509            | 8.0              | -0.01         | 0.00               |
| DIST-304 | 495            | 8.0              | -0.01         | 0.00               |
| DIST-305 | 68             | 12.0             | 0.31          | 0.00               |
| DIST-306 | 139            | 12.0             | 0.30          | 0.00               |
| DIST-307 | 317            | 12.0             | 0.00          | 0.00               |
| DIST-308 | 363            | 12.0             | -0.01         | 0.00               |
| DIST-309 | 157            | 12.0             | -0.01         | 0.00               |
| DIST-310 | 240            | 12.0             | -0.01         | 0.00               |
| DIST-311 | 343            | 12.0             | -0.01         | 0.00               |
| DIST-312 | 85             | 12.0             | 0.00          | 0.00               |
| DIST-313 | 69             | 12.0             | -0.31         | 0.00               |
| DIST-314 | 81             | 12.0             | 0.30          | 0.00               |
| DIST-315 | 276            | 8.0              | 0.00          | 0.00               |
| DIST-316 | 231            | 8.0              | 0.00          | 0.00               |
| DIST-317 | 511            | 8.0              | 0.00          | 0.00               |
| DIST-318 | 421            | 8.0              | 0.00          | 0.00               |
| DIST-319 | 554            | 8.0              | 0.00          | 0.00               |
| DIST-320 | 695            | 8.0              | -0.01         | 0.00               |
| DIST-321 | 34             | 12.0             | 0.30          | 0.00               |
| DIST-322 | 89             | 12.0             | 0.00          | 0.00               |
| DIST-323 | 291            | 8.0              | 0.01          | 0.00               |
| DIST-324 | 227            | 8.0              | 0.01          | 0.00               |
| DIST-325 | 198            | 8.0              | 0.01          | 0.00               |
| DIST-326 | 150            | 12.0             | -0.01         | 0.00               |
| DIST-327 | 287            | 8.0              | 0.00          | 0.00               |
| DIST-328 | 321            | 8.0              | 0.01          | 0.00               |
| DIST-329 | 397            | 8.0              | 0.00          | 0.00               |
| DIST-330 | 272            | 8.0              | 0.01          | 0.00               |
| DIST-331 | 215            | 8.0              | 0.00          | 0.00               |
| DIST-332 | 252            | 12.0             | -0.01         | 0.00               |
| DIST-333 | 375            | 8.0              | 0.00          | 0.00               |
| DIST-334 | 338            | 8.0              | 0.00          | 0.00               |
| DIST-335 | 336            | 8.0              | 0.00          | 0.00               |
| DIST-336 | 351            | 8.0              | 0.00          | 0.00               |
| DIST-337 | 217            | 8.0              | 0.00          | 0.00               |
| DIST-338 | 182            | 8.0              | 0.00          | 0.00               |
| DIST-339 | 195            | 8.0              | 0.00          | 0.00               |
| DIST-340 | 175            | 8.0              | 0.00          | 0.00               |



# SMR Water Model Results

## Static Scenario

Pipe Table - Time: 0.00 hours

| Label    | Length<br>(ft) | Diameter<br>(in) | Flow<br>(gpm) | Velocity<br>(ft/s) |
|----------|----------------|------------------|---------------|--------------------|
| DIST-341 | 396            | 8.0              | -0.01         | 0.00               |
| DIST-342 | 44             | 12.0             | 0.01          | 0.00               |
| DIST-343 | 30             | 12.0             | 0.00          | 0.00               |
| DIST-344 | 32             | 12.0             | 0.00          | 0.00               |
| DIST-345 | 389            | 8.0              | -0.22         | 0.00               |
| DIST-346 | 462            | 8.0              | -0.22         | 0.00               |
| DIST-347 | 259            | 8.0              | -0.22         | 0.00               |
| DIST-348 | 214            | 8.0              | -0.22         | 0.00               |
| DIST-349 | 293            | 8.0              | -0.22         | 0.00               |
| DIST-350 | 256            | 8.0              | -0.22         | 0.00               |
| DIST-351 | 379            | 8.0              | -0.22         | 0.00               |
| DIST-352 | 259            | 8.0              | 0.00          | 0.00               |
| DIST-353 | 196            | 8.0              | 0.00          | 0.00               |
| DIST-354 | 177            | 8.0              | 0.00          | 0.00               |
| DIST-355 | 20             | 8.0              | 0.00          | 0.00               |
| DIST-356 | 354            | 8.0              | 0.00          | 0.00               |
| DIST-357 | 362            | 8.0              | 0.00          | 0.00               |
| DIST-358 | 28             | 12.0             | 0.00          | 0.00               |
| DIST-359 | 193            | 12.0             | -0.03         | 0.00               |
| DIST-360 | 177            | 12.0             | -0.03         | 0.00               |
| DIST-361 | 247            | 12.0             | -0.03         | 0.00               |
| DIST-362 | 256            | 12.0             | -0.03         | 0.00               |
| DIST-363 | 209            | 12.0             | -0.03         | 0.00               |
| DIST-364 | 150            | 12.0             | -0.03         | 0.00               |
| DIST-365 | 154            | 12.0             | -0.03         | 0.00               |
| DIST-366 | 454            | 8.0              | 0.00          | 0.00               |
| DIST-367 | 342            | 8.0              | 0.00          | 0.00               |
| DIST-368 | 525            | 8.0              | 0.01          | 0.00               |
| DIST-369 | 264            | 8.0              | -0.22         | 0.00               |
| DIST-370 | 293            | 8.0              | 0.00          | 0.00               |
| DIST-371 | 318            | 8.0              | 0.00          | 0.00               |
| DIST-372 | 271            | 8.0              | 0.00          | 0.00               |
| DIST-373 | 286            | 8.0              | 0.00          | 0.00               |
| DIST-374 | 285            | 8.0              | 0.00          | 0.00               |
| DIST-375 | 73             | 8.0              | 0.02          | 0.00               |
| DIST-376 | 162            | 8.0              | 0.00          | 0.00               |
| DIST-377 | 301            | 8.0              | 0.00          | 0.00               |
| DIST-378 | 417            | 8.0              | 0.00          | 0.00               |
| DIST-379 | 80             | 8.0              | 0.01          | 0.00               |
| DIST-380 | 178            | 8.0              | 0.02          | 0.00               |
| DIST-381 | 145            | 8.0              | 0.00          | 0.00               |
| DIST-382 | 309            | 8.0              | 0.00          | 0.00               |
| DIST-383 | 289            | 8.0              | 0.00          | 0.00               |
| DIST-384 | 672            | 8.0              | 0.00          | 0.00               |
| DIST-385 | 194            | 8.0              | 0.00          | 0.00               |
| DIST-386 | 235            | 8.0              | 0.00          | 0.00               |
| TM-1     | 93             | 16.0             | 0.02          | 0.00               |
| TM-2     | 244            | 16.0             | 0.01          | 0.00               |
| TM-3     | 217            | 16.0             | 0.00          | 0.00               |
| TM-4     | 363            | 16.0             | 0.00          | 0.00               |
| TM-5     | 331            | 16.0             | 0.00          | 0.00               |
| TM-6     | 589            | 16.0             | 0.00          | 0.00               |
| TM-7     | 519            | 16.0             | 0.00          | 0.00               |
| TM-8     | 323            | 16.0             | 0.00          | 0.00               |
| TM-9     | 330            | 16.0             | 0.00          | 0.00               |
| TM-10    | 245            | 16.0             | 0.00          | 0.00               |
| TM-11    | 274            | 16.0             | 0.00          | 0.00               |

# SMR Water Model Results

## Static Scenario

Pipe Table - Time: 0.00 hours

| Label | Length<br>(ft) | Diameter<br>(in) | Flow<br>(gpm) | Velocity<br>(ft/s) |
|-------|----------------|------------------|---------------|--------------------|
| TM-12 | 387            | 16.0             | 0.00          | 0.00               |
| TM-13 | 494            | 16.0             | 0.00          | 0.00               |
| TM-14 | 525            | 16.0             | 0.00          | 0.00               |
| TM-15 | 528            | 16.0             | 0.00          | 0.00               |
| TM-16 | 320            | 16.0             | 0.00          | 0.00               |
| TM-17 | 332            | 16.0             | 0.00          | 0.00               |
| TM-18 | 524            | 16.0             | 0.00          | 0.00               |
| TM-19 | 148            | 16.0             | 0.00          | 0.00               |
| TM-20 | 312            | 16.0             | 0.00          | 0.00               |
| TM-21 | 375            | 16.0             | 0.00          | 0.00               |
| TM-22 | 353            | 16.0             | 0.00          | 0.00               |
| TM-23 | 338            | 16.0             | 0.00          | 0.00               |
| TM-24 | 459            | 16.0             | 0.00          | 0.00               |
| TM-25 | 334            | 16.0             | 0.00          | 0.00               |
| TM-26 | 293            | 16.0             | 0.00          | 0.00               |
| TM-27 | 473            | 16.0             | 0.00          | 0.00               |
| TM-28 | 378            | 16.0             | 0.00          | 0.00               |
| TM-29 | 259            | 16.0             | 0.00          | 0.00               |
| TM-30 | 736            | 16.0             | 0.00          | 0.00               |
| TM-31 | 826            | 16.0             | 0.00          | 0.00               |
| TM-32 | 490            | 16.0             | 0.00          | 0.00               |
| TM-33 | 80             | 16.0             | 0.01          | 0.00               |
| TM-34 | 313            | 16.0             | 0.01          | 0.00               |
| TM-35 | 420            | 16.0             | 0.01          | 0.00               |
| TM-36 | 150            | 16.0             | 0.01          | 0.00               |
| TM-37 | 348            | 16.0             | 0.01          | 0.00               |
| TM-38 | 336            | 16.0             | 0.01          | 0.00               |
| TM-39 | 414            | 16.0             | 0.01          | 0.00               |
| TM-40 | 307            | 16.0             | 0.01          | 0.00               |
| TM-41 | 448            | 16.0             | 0.01          | 0.00               |
| TM-42 | 279            | 16.0             | 0.01          | 0.00               |
| TM-43 | 360            | 16.0             | 0.01          | 0.00               |
| TM-44 | 264            | 16.0             | 0.01          | 0.00               |
| TM-45 | 271            | 16.0             | 0.01          | 0.00               |
| TM-46 | 205            | 16.0             | 0.01          | 0.00               |
| TM-47 | 288            | 16.0             | 0.01          | 0.00               |
| TM-48 | 325            | 16.0             | 0.01          | 0.00               |
| TM-49 | 464            | 16.0             | 0.01          | 0.00               |
| TM-50 | 310            | 16.0             | 0.01          | 0.00               |
| TM-51 | 256            | 16.0             | 0.01          | 0.00               |
| TM-52 | 407            | 16.0             | 0.01          | 0.00               |
| TM-53 | 209            | 16.0             | 0.01          | 0.00               |
| TM-54 | 284            | 16.0             | 0.01          | 0.00               |
| TM-55 | 377            | 16.0             | 0.01          | 0.00               |
| TM-56 | 461            | 16.0             | 0.01          | 0.00               |
| TM-57 | 460            | 16.0             | 0.01          | 0.00               |
| TM-58 | 571            | 16.0             | 0.01          | 0.00               |
| TM-59 | 666            | 16.0             | 0.01          | 0.00               |
| TM-60 | 648            | 16.0             | 0.01          | 0.00               |
| TM-61 | 389            | 16.0             | 0.01          | 0.00               |
| TM-62 | 653            | 16.0             | 0.01          | 0.00               |
| TM-63 | 382            | 16.0             | 0.01          | 0.00               |
| TM-64 | 420            | 16.0             | 0.01          | 0.00               |
| TM-65 | 363            | 16.0             | 0.01          | 0.00               |
| TM-66 | 319            | 16.0             | 0.01          | 0.00               |
| TM-67 | 361            | 16.0             | 0.01          | 0.00               |
| TM-68 | 318            | 16.0             | 0.01          | 0.00               |

# SMR Water Model Results

## Static Scenario

Pipe Table - Time: 0.00 hours

| Label | Length<br>(ft) | Diameter<br>(in) | Flow<br>(gpm) | Velocity<br>(ft/s) |
|-------|----------------|------------------|---------------|--------------------|
| TM-69 | 319            | 16.0             | 0.01          | 0.00               |
| TM-70 | 409            | 16.0             | 0.01          | 0.00               |
| TM-71 | 304            | 16.0             | 0.01          | 0.00               |
| TM-72 | 372            | 16.0             | 0.01          | 0.00               |
| TM-73 | 168            | 16.0             | 0.00          | 0.00               |
| TM-74 | 663            | 16.0             | 0.00          | 0.00               |
| TM-75 | 406            | 16.0             | 0.00          | 0.00               |
| TM-76 | 497            | 16.0             | 0.00          | 0.00               |
| TM-77 | 517            | 16.0             | 0.00          | 0.00               |
| TM-78 | 520            | 16.0             | 0.00          | 0.00               |
| TM-79 | 656            | 16.0             | 0.00          | 0.00               |
| TM-80 | 417            | 16.0             | 0.00          | 0.00               |
| TM-81 | 336            | 16.0             | 0.00          | 0.00               |
| TM-82 | 531            | 16.0             | 0.00          | 0.00               |
| TM-83 | 392            | 16.0             | 0.00          | 0.00               |
| TM-84 | 233            | 16.0             | 0.00          | 0.00               |
| TM-85 | 369            | 16.0             | 0.00          | 0.00               |
| TM-86 | 260            | 16.0             | -0.01         | 0.00               |
| TM-87 | 252            | 16.0             | 0.00          | 0.00               |
| TM-88 | 189            | 16.0             | 0.00          | 0.00               |
| TM-89 | 541            | 16.0             | 0.01          | 0.00               |
| TM-90 | 662            | 16.0             | 0.01          | 0.00               |
| TM-91 | 449            | 16.0             | 0.00          | 0.00               |
| TM-92 | 267            | 16.0             | 0.00          | 0.00               |
| TM-93 | 328            | 16.0             | 0.00          | 0.00               |
| TM-94 | 375            | 16.0             | 0.00          | 0.00               |
| TM-95 | 132            | 16.0             | 0.01          | 0.00               |

# SMR Water Model Results

## Static Scenario

PRV Table - Time: 0.00 hours

| Label  | Elevation<br>(ft) | Diameter<br>(Valve)<br>(in) | Hydraulic<br>Grade Setting<br>(Initial)<br>(ft) | Pressure<br>Setting (Initial)<br>(psi) | Flow<br>(gpm) | Headloss<br>(ft) |
|--------|-------------------|-----------------------------|---|--|---------------|------------------|
| PRV-1  | 9,419.57          | 12.0                        | 9,534.98  | 49.95                                  | 0.00          | 0.00             |
| PRV-2  | 9,232.94          | 12.0                        | 9,327.09  | 40.75                                  | 0.00          | 0.00             |
| PRV-3  | 9,029.17          | 12.0                        | 9,121.59  | 40.00                                  | 0.01          | 205.47           |
| PRV-4  | 9,024.21          | 12.0                        | 9,121.59  | 42.15                                  | 0.00          | 0.00             |
| PRV-5  | 9,456.44          | 8.0                         | 9,548.86  | 40.00                                  | 0.29          | 206.37           |
| PRV-6  | 9,229.95          | 12.0                        | 9,327.09  | 42.04                                  | 0.13          | 221.80           |
| PRV-7  | 9,230.36          | 8.0                         | 9,327.09  | 41.87                                  | 0.06          | 221.80           |
| PRV-8  | 9,228.28          | 12.0                        | 9,327.09  | 42.77                                  | 0.02          | 221.80           |
| PRV-9  | 9,028.57          | 8.0                         | 9,121.59  | 40.26                                  | 0.00          | 0.00             |
| PRV-10 | 9,027.75          | 12.0                        | 9,121.59  | 40.61                                  | 0.02          | 205.50           |
| PRV-11 | 8,818.23          | 12.0                        | 9,023.86  | 89.00                                  | 0.01          | 97.69            |
| PRV-12 | 8,668.35          | 12.0                        | 8,763.66  | 40.00                                  | 0.01          | 260.24           |
| PRV-13 | 9,009.79          | 12.0                        | 9,073.92  | 40.00                                  | 0.25          | 224.85           |
| PRV-14 | 8,771.63          | 12.0                        | 8,862.85  | 40.00                                  | 0.15          | 238.15           |
| PRV-15 | 8,595.00          | 12.0                        | 8,685.83  | 40.00                                  | 0.18          | 176.63           |
| PRV-16 | 8,336.54          | 12.0                        | 8,430.58  | 40.00                                  | 0.14          | 258.46           |
| PRV-17 | 8,109.65          | 12.0                        | 8,199.65  | 40.00                                  | 0.18          | 226.89           |
| PRV-18 | 7,923.00          | 12.0                        | 8,048.66  | 55.00                                  | 0.13          | 151.97           |
| PRV-19 | 7,762.16          | 8.0                         | 7,872.76  | 51.62                                  | 0.00          | 168.65           |
| PRV-20 | 7,758.70          | 12.0                        | 7,872.76  | 53.91                                  | 0.19          | 166.81           |
| PRV-21 | 7,576.81          | 12.0                        | 7,671.61  | 40.00                                  | 0.00          | 0.00             |
| PRV-22 | 7,557.87          | 8.0                         | 7,671.61  | 40.94                                  | 0.00          | 0.00             |
| PRV-23 | 7,775.72          | 8.0                         | 7,872.76  | 42.00                                  | 0.00          | 0.00             |
| PRV-24 | 7,675.71          | 12.0                        | 7,768.13  | 40.00                                  | 0.06          | 115.16           |

# SMR Water Model Results

## Average Day Demand

Reservoir Table - Time: 0.00 hours

| Label   | Elevation (ft) | Hydraulic Grade (ft) |
|---------|----------------|----------------------|
| Well 10 | 7,745.00       | 7,745.00             |

Tank Table - Time: 0.00 hours

| Label   | Elevation (Base) (ft) | Elevation (Minimum) (ft) | Elevation (Initial) (ft) | Elevation (Maximum) (ft) | Diameter (ft) |
|---------|-----------------------|--------------------------|--------------------------|--------------------------|---------------|
| EX-Tank | 7,720.00              | 7,720.00                 | 7,740.00                 | 7,740.00                 | 66.00         |
| Tank #1 | 8,603.18              | 8,603.18                 | 8,623.18                 | 8,623.18                 | 66.00         |
| Tank #2 | 9,503.46              | 9,503.46                 | 9,521.96                 | 9,521.96                 | 102.00        |

Customer Meter Table - Time: 0.00 hours

| Label               | Demand (Base) (gpm) | Unit Demand (Base) (gpm) | Is Active? |
|---------------------|---------------------|--------------------------|------------|
| Back of House (BOH) | 0.674               | 0.000                    | True       |
| Base Village        | 3.415               | 0.342                    | True       |
| C-1                 | 0.139               | 0.034                    | True       |
| C-2                 | 0.139               | 0.034                    | True       |
| C-3                 | 0.139               | 0.034                    | True       |
| C-4                 | 0.139               | 0.034                    | True       |
| C-5                 | 0.139               | 0.034                    | True       |
| C-6                 | 0.139               | 0.034                    | True       |
| C-7                 | 0.139               | 0.034                    | True       |
| C-8                 | 0.139               | 0.034                    | True       |
| C-9                 | 0.139               | 0.034                    | True       |
| C-10                | 0.139               | 0.034                    | True       |
| C-11                | 0.139               | 0.034                    | True       |
| C-12                | 0.139               | 0.034                    | True       |
| C-13                | 0.139               | 0.034                    | True       |
| C-14                | 0.139               | 0.034                    | True       |
| C-15                | 0.139               | 0.034                    | True       |
| C-16                | 0.139               | 0.034                    | True       |
| C-17                | 0.139               | 0.034                    | True       |
| C-18                | 0.139               | 0.034                    | True       |
| C-19                | 0.139               | 0.034                    | True       |
| C-20                | 0.139               | 0.034                    | True       |
| C-21                | 0.139               | 0.034                    | True       |
| C-22                | 0.139               | 0.034                    | True       |
| C-23                | 0.139               | 0.034                    | True       |
| C-24                | 0.139               | 0.034                    | True       |
| C-25                | 0.139               | 0.034                    | True       |
| C-26                | 0.139               | 0.034                    | True       |
| C-27                | 0.139               | 0.034                    | True       |
| C-29                | 0.139               | 0.034                    | True       |
| C-30                | 0.139               | 0.034                    | True       |
| C-31                | 0.139               | 0.034                    | True       |
| C-32                | 0.139               | 0.034                    | True       |
| C-33                | 0.139               | 0.034                    | True       |
| C-34                | 0.139               | 0.034                    | True       |
| C-35                | 0.139               | 0.034                    | True       |
| C-36                | 0.139               | 0.034                    | True       |
| C-37                | 0.139               | 0.034                    | True       |
| C-38                | 0.139               | 0.034                    | True       |
| C-39                | 0.139               | 0.034                    | True       |
| C-40                | 0.139               | 0.034                    | True       |

# SMR Water Model Results

## Average Day Demand

Customer Meter Table - Time: 0.00 hours

| Label | Demand<br>(Base)<br>(gpm) | Unit Demand<br>(Base)<br>(gpm) | Is Active? |
|-------|---------------------------|--------------------------------|------------|
| C-41  | 0.139                     | 0.034                          | True       |
| C-42  | 0.139                     | 0.034                          | True       |
| C-43  | 0.139                     | 0.034                          | True       |
| C-44  | 0.139                     | 0.034                          | True       |
| C-45  | 0.139                     | 0.034                          | True       |
| C-46  | 0.139                     | 0.034                          | True       |
| C-49  | 0.139                     | 0.034                          | True       |
| C-50  | 0.139                     | 0.034                          | True       |
| C-51  | 0.139                     | 0.034                          | True       |
| C-52  | 0.139                     | 0.034                          | True       |
| C-53  | 0.139                     | 0.034                          | True       |
| C-55  | 0.139                     | 0.034                          | True       |
| C-56  | 0.139                     | 0.034                          | True       |
| C-58  | 0.139                     | 0.034                          | True       |
| C-59  | 0.139                     | 0.034                          | True       |
| C-61  | 0.139                     | 0.034                          | True       |
| C-62  | 0.139                     | 0.034                          | True       |
| C-65  | 0.139                     | 0.034                          | True       |
| C-66  | 0.139                     | 0.034                          | True       |
| C-67  | 0.139                     | 0.034                          | True       |
| C-68  | 0.139                     | 0.034                          | True       |
| C-69  | 0.139                     | 0.034                          | True       |
| C-70  | 0.139                     | 0.034                          | True       |
| C-71  | 0.139                     | 0.034                          | True       |
| C-73  | 0.139                     | 0.034                          | True       |
| C-75  | 0.139                     | 0.034                          | True       |
| C-76  | 0.139                     | 0.034                          | True       |
| C-77  | 0.139                     | 0.034                          | True       |
| C-78  | 0.139                     | 0.034                          | True       |
| C-79  | 0.139                     | 0.034                          | True       |
| C-80  | 0.139                     | 0.034                          | True       |
| C-81  | 0.139                     | 0.034                          | True       |
| C-82  | 0.139                     | 0.034                          | True       |
| C-83  | 0.139                     | 0.034                          | True       |
| C-84  | 0.139                     | 0.034                          | True       |
| C-85  | 0.139                     | 0.034                          | True       |
| C-86  | 0.139                     | 0.034                          | True       |
| C-87  | 0.139                     | 0.034                          | True       |
| C-88  | 0.139                     | 0.034                          | True       |
| C-89  | 0.139                     | 0.034                          | True       |
| C-90  | 0.139                     | 0.034                          | True       |
| C-93  | 0.139                     | 0.034                          | True       |
| C-94  | 0.139                     | 0.034                          | True       |
| C-95  | 0.139                     | 0.034                          | True       |
| C-96  | 0.139                     | 0.034                          | True       |
| C-98  | 0.139                     | 0.034                          | True       |
| C-99  | 0.139                     | 0.034                          | True       |
| C-100 | 0.139                     | 0.034                          | True       |
| C-101 | 0.139                     | 0.034                          | True       |
| C-103 | 0.139                     | 0.034                          | True       |
| C-104 | 0.139                     | 0.034                          | True       |
| C-105 | 0.139                     | 0.034                          | True       |
| C-107 | 0.139                     | 0.034                          | True       |
| C-109 | 0.139                     | 0.034                          | True       |
| C-110 | 0.139                     | 0.034                          | True       |
| C-111 | 0.139                     | 0.034                          | True       |

# SMR Water Model Results

## Average Day Demand

Customer Meter Table - Time: 0.00 hours

| Label | Demand<br>(Base)<br>(gpm) | Unit Demand<br>(Base)<br>(gpm) | Is Active? |
|-------|---------------------------|--------------------------------|------------|
| C-113 | 0.139                     | 0.034                          | True       |
| C-114 | 0.139                     | 0.034                          | True       |
| C-115 | 0.139                     | 0.034                          | True       |
| C-116 | 0.139                     | 0.034                          | True       |
| C-117 | 0.139                     | 0.034                          | True       |
| C-119 | 0.139                     | 0.034                          | True       |
| C-120 | 0.139                     | 0.034                          | True       |
| C-121 | 0.139                     | 0.034                          | True       |
| C-123 | 0.139                     | 0.034                          | True       |
| C-125 | 0.139                     | 0.034                          | True       |
| C-126 | 0.139                     | 0.034                          | True       |
| C-127 | 0.139                     | 0.034                          | True       |
| C-128 | 0.139                     | 0.034                          | True       |
| C-129 | 0.139                     | 0.034                          | True       |
| C-130 | 0.139                     | 0.034                          | True       |
| C-131 | 0.139                     | 0.034                          | True       |
| C-132 | 0.139                     | 0.034                          | True       |
| C-133 | 0.139                     | 0.034                          | True       |
| C-136 | 0.139                     | 0.034                          | True       |
| C-137 | 0.139                     | 0.034                          | True       |
| C-138 | 0.139                     | 0.034                          | True       |
| C-139 | 0.139                     | 0.034                          | True       |
| C-142 | 0.139                     | 0.034                          | True       |
| C-143 | 0.139                     | 0.034                          | True       |
| C-144 | 0.139                     | 0.034                          | True       |
| C-145 | 0.139                     | 0.034                          | True       |
| C-146 | 0.139                     | 0.034                          | True       |
| C-147 | 0.139                     | 0.034                          | True       |
| C-148 | 0.139                     | 0.034                          | True       |
| C-150 | 0.139                     | 0.034                          | True       |
| C-151 | 0.139                     | 0.034                          | True       |
| C-153 | 0.139                     | 0.034                          | True       |
| C-154 | 0.139                     | 0.034                          | True       |
| C-155 | 0.139                     | 0.034                          | True       |
| C-156 | 0.139                     | 0.034                          | True       |
| C-161 | 0.139                     | 0.034                          | True       |
| C-162 | 0.139                     | 0.034                          | True       |
| C-163 | 0.139                     | 0.034                          | True       |
| C-164 | 0.139                     | 0.034                          | True       |
| C-166 | 0.139                     | 0.034                          | True       |
| C-167 | 0.139                     | 0.034                          | True       |
| C-168 | 0.139                     | 0.034                          | True       |
| C-169 | 0.139                     | 0.034                          | True       |
| C-171 | 0.139                     | 0.034                          | True       |
| C-172 | 0.139                     | 0.034                          | True       |
| C-173 | 0.139                     | 0.034                          | True       |
| C-174 | 0.139                     | 0.034                          | True       |
| C-175 | 0.139                     | 0.034                          | True       |
| C-176 | 0.139                     | 0.034                          | True       |
| C-177 | 0.139                     | 0.034                          | True       |
| C-178 | 0.139                     | 0.034                          | True       |
| C-179 | 0.139                     | 0.034                          | True       |
| C-180 | 0.139                     | 0.034                          | True       |
| C-181 | 0.139                     | 0.034                          | True       |
| C-182 | 0.139                     | 0.034                          | True       |
| C-183 | 0.139                     | 0.034                          | True       |

# SMR Water Model Results

## Average Day Demand

Customer Meter Table - Time: 0.00 hours

| Label | Demand<br>(Base)<br>(gpm) | Unit Demand<br>(Base)<br>(gpm) | Is Active? |
|-------|---------------------------|--------------------------------|------------|
| C-184 | 0.139                     | 0.034                          | True       |
| C-185 | 0.139                     | 0.034                          | True       |
| C-186 | 0.139                     | 0.034                          | True       |
| C-187 | 0.139                     | 0.034                          | True       |
| C-188 | 0.139                     | 0.034                          | True       |
| C-189 | 0.139                     | 0.034                          | True       |
| C-190 | 0.139                     | 0.034                          | True       |
| C-191 | 0.139                     | 0.034                          | True       |
| C-192 | 0.139                     | 0.034                          | True       |
| C-194 | 0.139                     | 0.034                          | True       |
| C-195 | 0.139                     | 0.034                          | True       |
| C-196 | 0.139                     | 0.034                          | True       |
| C-197 | 0.139                     | 0.034                          | True       |
| C-198 | 0.139                     | 0.034                          | True       |
| C-200 | 0.139                     | 0.034                          | True       |
| C-201 | 0.139                     | 0.034                          | True       |
| C-202 | 0.139                     | 0.034                          | True       |
| C-205 | 0.139                     | 0.034                          | True       |
| C-206 | 0.139                     | 0.034                          | True       |
| C-207 | 0.139                     | 0.034                          | True       |
| C-208 | 0.139                     | 0.034                          | True       |
| C-209 | 0.139                     | 0.034                          | True       |
| C-210 | 0.139                     | 0.034                          | True       |
| C-211 | 0.139                     | 0.034                          | True       |
| C-212 | 0.139                     | 0.034                          | True       |
| C-213 | 0.139                     | 0.034                          | True       |
| C-214 | 0.139                     | 0.034                          | True       |
| C-215 | 0.139                     | 0.034                          | True       |
| C-216 | 0.139                     | 0.034                          | True       |
| C-217 | 0.139                     | 0.034                          | True       |
| C-218 | 0.139                     | 0.034                          | True       |
| C-219 | 0.139                     | 0.034                          | True       |
| C-220 | 0.139                     | 0.034                          | True       |
| C-221 | 0.139                     | 0.034                          | True       |
| C-222 | 0.139                     | 0.034                          | True       |
| C-223 | 0.139                     | 0.034                          | True       |
| C-224 | 0.139                     | 0.034                          | True       |
| C-225 | 0.139                     | 0.034                          | True       |
| C-226 | 0.139                     | 0.034                          | True       |
| C-227 | 0.139                     | 0.034                          | True       |
| C-228 | 0.139                     | 0.034                          | True       |
| C-229 | 0.139                     | 0.034                          | True       |
| C-230 | 0.139                     | 0.034                          | True       |
| C-231 | 0.139                     | 0.034                          | True       |
| C-232 | 0.139                     | 0.034                          | True       |
| C-233 | 0.139                     | 0.034                          | True       |
| C-235 | 0.139                     | 0.034                          | True       |
| C-236 | 0.139                     | 0.034                          | True       |
| C-237 | 0.139                     | 0.034                          | True       |
| C-238 | 0.139                     | 0.034                          | True       |
| C-239 | 0.139                     | 0.034                          | True       |
| C-240 | 0.139                     | 0.034                          | True       |
| C-243 | 0.139                     | 0.034                          | True       |
| C-244 | 0.139                     | 0.034                          | True       |
| C-245 | 0.139                     | 0.034                          | True       |
| C-246 | 0.139                     | 0.034                          | True       |



# SMR Water Model Results

## Average Day Demand

Customer Meter Table - Time: 0.00 hours

| Label                           | Demand<br>(Base)<br>(gpm) | Unit Demand<br>(Base)<br>(gpm) | Is Active? |
|---------------------------------|---------------------------|--------------------------------|------------|
| C-253                           | 0.139                     | 0.034                          | True       |
| C-254                           | 0.139                     | 0.034                          | True       |
| C-255                           | 0.139                     | 0.034                          | True       |
| C-256                           | 0.139                     | 0.034                          | True       |
| C-257                           | 0.139                     | 0.034                          | True       |
| C-258                           | 0.139                     | 0.034                          | True       |
| C-259                           | 0.139                     | 0.034                          | True       |
| C-260                           | 0.139                     | 0.034                          | True       |
| C-261                           | 0.139                     | 0.034                          | True       |
| C-262                           | 0.139                     | 0.034                          | True       |
| C-263                           | 0.139                     | 0.034                          | True       |
| C-265                           | 0.139                     | 0.034                          | True       |
| C-267                           | 0.139                     | 0.034                          | True       |
| C-268                           | 0.139                     | 0.034                          | True       |
| C-269                           | 0.139                     | 0.034                          | True       |
| C-270                           | 0.139                     | 0.034                          | True       |
| C-271                           | 0.139                     | 0.034                          | True       |
| CONDO BUILDING 1 (Base Area)    | 0.750                     | 0.011                          | True       |
| CONDO BUILDING 2 (Base Area)    | 0.750                     | 0.011                          | True       |
| CONDO BUILDING 3 (Base Area)    | 0.750                     | 0.011                          | True       |
| CONDO BUILDING 4 (Base Area)    | 0.750                     | 0.011                          | True       |
| CONDO BUILDING 5 (Base Area)    | 0.750                     | 0.011                          | True       |
| CONDO BUILDING 6 (Mid Mountain) | 0.750                     | 0.011                          | True       |
| CONDOS (Base Village)           | 3.750                     | 0.000                          | True       |
| CONDOS (Mid Mountain Lodge)     | 0.500                     | 0.000                          | True       |
| Community Marketplace           | 0.278                     | 0.057                          | True       |
| D-1                             | 0.233                     | 0.034                          | True       |
| D-2                             | 0.233                     | 0.034                          | True       |
| D-3                             | 0.233                     | 0.034                          | True       |
| D-4                             | 0.233                     | 0.034                          | True       |
| D-5                             | 0.233                     | 0.034                          | True       |
| D-6                             | 0.233                     | 0.034                          | True       |
| D-7                             | 0.233                     | 0.034                          | True       |
| D-8                             | 0.233                     | 0.034                          | True       |
| D-9                             | 0.233                     | 0.034                          | True       |
| D-10                            | 0.233                     | 0.034                          | True       |
| D-11                            | 0.233                     | 0.034                          | True       |
| D-12                            | 0.233                     | 0.034                          | True       |
| D-13                            | 0.233                     | 0.034                          | True       |
| D-14                            | 0.233                     | 0.034                          | True       |
| D-15                            | 0.233                     | 0.034                          | True       |
| D-16                            | 0.233                     | 0.034                          | True       |
| D-17                            | 0.233                     | 0.034                          | True       |
| D-18                            | 0.233                     | 0.034                          | True       |
| D-19                            | 0.233                     | 0.034                          | True       |
| D-20                            | 0.233                     | 0.034                          | True       |
| D-21                            | 0.233                     | 0.034                          | True       |
| D-22                            | 0.233                     | 0.034                          | True       |
| D-23                            | 0.233                     | 0.034                          | True       |
| D-24                            | 0.233                     | 0.034                          | True       |
| D-25                            | 0.233                     | 0.034                          | True       |
| D-26                            | 0.233                     | 0.034                          | True       |
| D-27                            | 0.233                     | 0.034                          | True       |
| D-28                            | 0.233                     | 0.034                          | True       |
| D-29                            | 0.233                     | 0.034                          | True       |
| D-30                            | 0.233                     | 0.034                          | True       |

# SMR Water Model Results

## Average Day Demand

Customer Meter Table - Time: 0.00 hours

| Label                                 | Demand<br>(Base)<br>(gpm) | Unit Demand<br>(Base)<br>(gpm) | Is Active? |
|---------------------------------------|---------------------------|--------------------------------|------------|
| D-31                                  | 0.233                     | 0.034                          | True       |
| D-32                                  | 0.233                     | 0.034                          | True       |
| D-33                                  | 0.233                     | 0.034                          | True       |
| D-34                                  | 0.233                     | 0.034                          | True       |
| D-35                                  | 0.233                     | 0.034                          | True       |
| D-36                                  | 0.233                     | 0.034                          | True       |
| D-37                                  | 0.233                     | 0.034                          | True       |
| D-38                                  | 0.233                     | 0.034                          | True       |
| D-39                                  | 0.233                     | 0.034                          | True       |
| D-40                                  | 0.233                     | 0.034                          | True       |
| D-41                                  | 0.233                     | 0.034                          | True       |
| D-42                                  | 0.233                     | 0.034                          | True       |
| D-43                                  | 0.233                     | 0.034                          | True       |
| D-44                                  | 0.233                     | 0.034                          | True       |
| D-45                                  | 0.233                     | 0.034                          | True       |
| D-46                                  | 0.233                     | 0.034                          | True       |
| D-47                                  | 0.233                     | 0.034                          | True       |
| D-48                                  | 0.233                     | 0.034                          | True       |
| D-49                                  | 0.233                     | 0.034                          | True       |
| D-50                                  | 0.233                     | 0.034                          | True       |
| D-51                                  | 0.233                     | 0.034                          | True       |
| D-52                                  | 0.233                     | 0.034                          | True       |
| D-53                                  | 0.233                     | 0.034                          | True       |
| D-54                                  | 0.233                     | 0.034                          | True       |
| D-55                                  | 0.233                     | 0.034                          | True       |
| D-56                                  | 0.233                     | 0.034                          | True       |
| D-57                                  | 0.233                     | 0.034                          | True       |
| D-58                                  | 0.233                     | 0.034                          | True       |
| D-59                                  | 0.233                     | 0.034                          | True       |
| D-60                                  | 0.233                     | 0.034                          | True       |
| D-61                                  | 0.233                     | 0.034                          | True       |
| D-62                                  | 0.233                     | 0.034                          | True       |
| Day Lodge A                           | 18.264                    | 0.057                          | True       |
| Day Lodge B                           | 2.431                     | 0.057                          | True       |
| Day Lodge C                           | 2.431                     | 0.057                          | True       |
| Day Lodge D                           | 2.431                     | 0.057                          | True       |
| Fire Station                          | 0.135                     | 0.000                          | True       |
| Future Development Area               | 17.014                    | 1.195                          | True       |
| Gateway Building                      | 3.264                     | 0.000                          | True       |
| Horse Barn                            | 0.083                     | 0.000                          | True       |
| Marketplace Apartment Building        | 3.681                     | 0.000                          | True       |
| Marketplace Day Care                  | 0.139                     | 0.000                          | True       |
| Mid Mountain Lodge                    | 4.514                     | 0.028                          | True       |
| Residential Services / Administration | 2.083                     | 0.000                          | True       |
| SF-1                                  | 0.278                     | 0.034                          | True       |
| SF-2                                  | 0.278                     | 0.034                          | True       |
| SF-3                                  | 0.208                     | 0.034                          | True       |
| SF-4                                  | 0.208                     | 0.034                          | True       |
| SF-5                                  | 0.208                     | 0.034                          | True       |
| SF-6                                  | 0.278                     | 0.034                          | True       |
| SF-7                                  | 0.208                     | 0.034                          | True       |
| SF-8                                  | 0.208                     | 0.034                          | True       |
| SF-9                                  | 0.278                     | 0.034                          | True       |
| SF-10                                 | 0.208                     | 0.034                          | True       |
| SF-11                                 | 0.208                     | 0.034                          | True       |
| SF-12                                 | 0.208                     | 0.034                          | True       |

# SMR Water Model Results

## Average Day Demand

Customer Meter Table - Time: 0.00 hours

| Label | Demand<br>(Base)<br>(gpm) | Unit Demand<br>(Base)<br>(gpm) | Is Active? |
|-------|---------------------------|--------------------------------|------------|
| SF-13 | 0.208                     | 0.034                          | True       |
| SF-14 | 0.208                     | 0.034                          | True       |
| SF-15 | 0.208                     | 0.034                          | True       |
| SF-16 | 0.208                     | 0.034                          | True       |
| SF-17 | 0.208                     | 0.034                          | True       |
| SF-18 | 0.208                     | 0.034                          | True       |
| SF-19 | 0.208                     | 0.034                          | True       |
| SF-20 | 0.208                     | 0.034                          | True       |
| SF-21 | 0.208                     | 0.034                          | True       |
| SF-22 | 0.208                     | 0.034                          | True       |
| SF-23 | 0.278                     | 0.034                          | True       |
| SF-24 | 0.278                     | 0.034                          | True       |
| SF-25 | 0.208                     | 0.034                          | True       |
| SF-26 | 0.208                     | 0.034                          | True       |
| SF-27 | 0.208                     | 0.034                          | True       |
| SF-28 | 0.278                     | 0.034                          | True       |
| SF-29 | 0.208                     | 0.034                          | True       |
| SF-30 | 0.208                     | 0.034                          | True       |
| SF-31 | 0.278                     | 0.034                          | True       |
| SF-32 | 0.278                     | 0.034                          | True       |
| SF-33 | 0.278                     | 0.034                          | True       |
| SF-34 | 0.278                     | 0.034                          | True       |
| SF-35 | 0.278                     | 0.034                          | True       |
| SF-36 | 0.208                     | 0.034                          | True       |
| SF-37 | 0.208                     | 0.034                          | True       |
| SF-38 | 0.278                     | 0.034                          | True       |
| SF-39 | 0.208                     | 0.034                          | True       |
| SF-40 | 0.208                     | 0.034                          | True       |
| SF-41 | 0.208                     | 0.034                          | True       |
| SF-42 | 0.278                     | 0.034                          | True       |
| SF-43 | 0.208                     | 0.034                          | True       |
| SF-44 | 0.278                     | 0.034                          | True       |
| SF-45 | 0.208                     | 0.034                          | True       |
| SF-46 | 0.208                     | 0.034                          | True       |
| SF-47 | 0.278                     | 0.034                          | True       |
| SF-48 | 0.208                     | 0.034                          | True       |
| SF-49 | 0.208                     | 0.034                          | True       |
| SF-50 | 0.208                     | 0.034                          | True       |
| SF-51 | 0.208                     | 0.034                          | True       |
| SF-52 | 0.208                     | 0.034                          | True       |
| SF-53 | 0.278                     | 0.034                          | True       |
| SF-54 | 0.208                     | 0.034                          | True       |
| SF-55 | 0.208                     | 0.034                          | True       |
| SF-56 | 0.278                     | 0.034                          | True       |
| SF-57 | 0.208                     | 0.034                          | True       |
| SF-58 | 0.278                     | 0.034                          | True       |
| SF-59 | 0.208                     | 0.034                          | True       |
| SF-60 | 0.278                     | 0.034                          | True       |
| SF-61 | 0.278                     | 0.034                          | True       |
| SF-62 | 0.278                     | 0.034                          | True       |
| SF-63 | 0.278                     | 0.034                          | True       |
| SF-64 | 0.278                     | 0.034                          | True       |
| SF-65 | 0.278                     | 0.034                          | True       |
| SF-66 | 0.278                     | 0.034                          | True       |
| SF-67 | 0.208                     | 0.034                          | True       |
| SF-68 | 0.278                     | 0.034                          | True       |

# SMR Water Model Results

## Average Day Demand

Customer Meter Table - Time: 0.00 hours

| Label  | Demand<br>(Base)<br>(gpm) | Unit Demand<br>(Base)<br>(gpm) | Is Active? |
|--------|---------------------------|--------------------------------|------------|
| SF-69  | 0.278                     | 0.034                          | True       |
| SF-70  | 0.278                     | 0.034                          | True       |
| SF-71  | 0.278                     | 0.034                          | True       |
| SF-72  | 0.278                     | 0.034                          | True       |
| SF-73  | 0.278                     | 0.034                          | True       |
| SF-74  | 0.278                     | 0.034                          | True       |
| SF-75  | 0.278                     | 0.034                          | True       |
| SF-76  | 0.278                     | 0.034                          | True       |
| SF-77  | 0.278                     | 0.034                          | True       |
| SF-78  | 0.278                     | 0.034                          | True       |
| SF-79  | 0.278                     | 0.034                          | True       |
| SF-80  | 0.278                     | 0.034                          | True       |
| SF-81  | 0.278                     | 0.034                          | True       |
| SF-82  | 0.278                     | 0.034                          | True       |
| SF-83  | 0.278                     | 0.034                          | True       |
| SF-84  | 0.278                     | 0.034                          | True       |
| SF-85  | 0.278                     | 0.034                          | True       |
| SF-86  | 0.278                     | 0.034                          | True       |
| SF-87  | 0.278                     | 0.034                          | True       |
| SF-88  | 0.278                     | 0.034                          | True       |
| SF-89  | 0.278                     | 0.034                          | True       |
| SF-90  | 0.278                     | 0.034                          | True       |
| SF-91  | 0.278                     | 0.034                          | True       |
| SF-92  | 0.278                     | 0.034                          | True       |
| SF-93  | 0.278                     | 0.034                          | True       |
| SF-94  | 0.486                     | 0.034                          | True       |
| SF-95  | 0.319                     | 0.034                          | True       |
| SF-96  | 0.486                     | 0.034                          | True       |
| SF-97  | 0.486                     | 0.034                          | True       |
| SF-98  | 0.319                     | 0.034                          | True       |
| SF-99  | 0.486                     | 0.034                          | True       |
| SF-100 | 0.486                     | 0.034                          | True       |
| SF-101 | 0.486                     | 0.034                          | True       |
| SF-102 | 0.486                     | 0.034                          | True       |
| SF-103 | 0.486                     | 0.034                          | True       |
| SF-104 | 0.486                     | 0.034                          | True       |
| SF-105 | 0.486                     | 0.034                          | True       |
| SF-106 | 0.319                     | 0.034                          | True       |
| SF-107 | 0.486                     | 0.034                          | True       |
| SF-108 | 0.486                     | 0.034                          | True       |
| SF-109 | 0.486                     | 0.034                          | True       |
| SF-110 | 0.486                     | 0.034                          | True       |
| SF-111 | 0.486                     | 0.034                          | True       |
| SF-112 | 0.486                     | 0.034                          | True       |
| SF-113 | 0.486                     | 0.034                          | True       |
| SF-114 | 0.486                     | 0.034                          | True       |
| SF-115 | 0.486                     | 0.034                          | True       |
| SF-116 | 0.486                     | 0.034                          | True       |
| SF-117 | 0.486                     | 0.034                          | True       |
| SF-118 | 0.486                     | 0.034                          | True       |
| SF-119 | 0.486                     | 0.034                          | True       |
| SF-120 | 0.319                     | 0.034                          | True       |
| SF-121 | 0.486                     | 0.034                          | True       |
| SF-122 | 0.319                     | 0.034                          | True       |
| SF-123 | 0.319                     | 0.034                          | True       |
| SF-124 | 0.486                     | 0.034                          | True       |

# SMR Water Model Results

## Average Day Demand

Customer Meter Table - Time: 0.00 hours

| Label  | Demand<br>(Base)<br>(gpm) | Unit Demand<br>(Base)<br>(gpm) | Is Active? |
|--------|---------------------------|--------------------------------|------------|
| SF-125 | 0.486                     | 0.034                          | True       |
| SF-126 | 0.486                     | 0.034                          | True       |
| SF-127 | 0.486                     | 0.034                          | True       |
| SF-128 | 0.486                     | 0.034                          | True       |
| SF-129 | 0.319                     | 0.034                          | True       |
| SF-130 | 0.486                     | 0.034                          | True       |
| SF-131 | 0.486                     | 0.034                          | True       |
| SF-132 | 0.486                     | 0.034                          | True       |
| SF-133 | 0.486                     | 0.034                          | True       |
| SF-134 | 0.486                     | 0.034                          | True       |
| SF-135 | 0.319                     | 0.034                          | True       |
| SF-136 | 0.486                     | 0.034                          | True       |
| SF-137 | 0.486                     | 0.034                          | True       |
| SF-138 | 0.486                     | 0.034                          | True       |
| SF-139 | 0.486                     | 0.034                          | True       |
| SF-140 | 0.486                     | 0.034                          | True       |
| SF-141 | 0.486                     | 0.034                          | True       |
| SF-142 | 0.486                     | 0.034                          | True       |
| SF-143 | 0.486                     | 0.034                          | True       |
| SF-144 | 0.486                     | 0.034                          | True       |
| SF-145 | 0.486                     | 0.034                          | True       |
| SF-146 | 0.486                     | 0.034                          | True       |
| SF-147 | 0.486                     | 0.034                          | True       |
| SF-148 | 0.486                     | 0.034                          | True       |
| SF-149 | 0.486                     | 0.034                          | True       |
| SF-150 | 0.486                     | 0.034                          | True       |
| SF-151 | 0.319                     | 0.034                          | True       |
| SF-152 | 0.486                     | 0.034                          | True       |
| SF-153 | 0.486                     | 0.034                          | True       |
| SF-154 | 0.486                     | 0.034                          | True       |
| SF-155 | 0.486                     | 0.034                          | True       |
| SF-156 | 0.486                     | 0.034                          | True       |
| SF-157 | 0.486                     | 0.034                          | True       |
| SF-158 | 0.486                     | 0.034                          | True       |
| SF-159 | 0.486                     | 0.034                          | True       |
| SF-160 | 0.319                     | 0.034                          | True       |
| SF-161 | 0.486                     | 0.034                          | True       |
| SF-162 | 0.319                     | 0.034                          | True       |
| SF-163 | 0.319                     | 0.034                          | True       |
| SF-164 | 0.319                     | 0.034                          | True       |
| SF-165 | 0.486                     | 0.034                          | True       |
| SF-166 | 0.319                     | 0.034                          | True       |
| SF-167 | 0.319                     | 0.034                          | True       |
| SF-168 | 0.319                     | 0.034                          | True       |
| SF-169 | 0.486                     | 0.034                          | True       |
| SF-170 | 0.319                     | 0.034                          | True       |
| SF-171 | 0.319                     | 0.034                          | True       |
| SF-172 | 0.319                     | 0.034                          | True       |
| SF-173 | 0.319                     | 0.034                          | True       |
| SF-174 | 0.319                     | 0.034                          | True       |
| SF-175 | 0.319                     | 0.034                          | True       |
| SF-176 | 0.319                     | 0.034                          | True       |
| SF-177 | 0.319                     | 0.034                          | True       |
| SF-178 | 0.319                     | 0.034                          | True       |
| SF-179 | 0.319                     | 0.034                          | True       |
| SF-180 | 0.319                     | 0.034                          | True       |

# SMR Water Model Results

## Average Day Demand

Customer Meter Table - Time: 0.00 hours

| Label                                   | Demand<br>(Base)<br>(gpm) | Unit Demand<br>(Base)<br>(gpm) | Is Active? |
|---|---------------------------|--------------------------------|------------|
| SF-181                                  | 0.319                     | 0.034                          | True       |
| SF-182                                  | 0.319                     | 0.034                          | True       |
| SF-183                                  | 0.319                     | 0.034                          | True       |
| SF-184                                  | 0.319                     | 0.034                          | True       |
| SF-185                                  | 0.319                     | 0.034                          | True       |
| SF-186                                  | 0.319                     | 0.034                          | True       |
| SF-187                                  | 0.278                     | 0.034                          | True       |
| SF-188                                  | 0.278                     | 0.034                          | True       |
| Ski Maintenance                         | 0.469                     | 0.000                          | True       |
| Spa & Wellness                          | 3.396                     | 0.034                          | True       |
| Sports Courts & Farms                   | 12.125                    | 0.398                          | True       |
| Trash Collection & Residential Services | 0.135                     | 0.000                          | True       |
| WFH (Community Market & Gateway)        | 6.528                     | 0.000                          | True       |
| WFH (Double Creek)                      | 2.500                     | 0.154                          | True       |
| WFH (Middle Creek Meadows)              | 3.472                     | 0.102                          | True       |

# SMR Water Model Results

## Average Day Demand

Junction Table - Time: 0.00 hours

| Label     | Elevation<br>(ft) | Pressure<br>(psi) |
|-----------|-------------------|-------------------|
| J-DIST-1  | 7,830.57          | 94.96             |
| J-DIST-2  | 7,729.52          | 66.54             |
| J-DIST-3  | 7,776.48          | 46.22             |
| J-DIST-4  | 7,350.54          | 79.30             |
| J-DIST-5  | 7,341.51          | 83.21             |
| J-DIST-6  | 7,463.52          | 131.69            |
| J-DIST-7  | 7,477.52          | 125.63            |
| J-DIST-8  | 7,463.81          | 131.57            |
| J-DIST-9  | 7,416.65          | 151.96            |
| J-DIST-10 | 7,532.81          | 101.72            |
| J-DIST-11 | 7,523.04          | 105.95            |
| J-DIST-12 | 7,539.66          | 98.76             |
| J-DIST-13 | 7,684.56          | 85.99             |
| J-DIST-14 | 7,763.00          | 124.19            |
| J-DIST-15 | 7,854.96          | 84.40             |
| J-DIST-16 | 7,871.88          | 77.08             |
| J-DIST-17 | 7,942.66          | 46.46             |
| J-DIST-18 | 7,767.97          | 122.05            |
| J-DIST-19 | 7,932.05          | 116.80            |
| J-DIST-20 | 8,060.43          | 61.30             |
| J-DIST-21 | 8,225.15          | 88.17             |
| J-DIST-22 | 8,438.80          | 107.55            |
| J-DIST-23 | 8,490.15          | 85.34             |
| J-DIST-24 | 8,524.79          | 70.37             |
| J-DIST-25 | 8,638.99          | 97.34             |
| J-DIST-26 | 8,690.51          | 75.06             |
| J-DIST-27 | 8,730.41          | 57.83             |
| J-DIST-28 | 8,902.38          | 86.45             |
| J-DIST-29 | 9,205.20          | 52.74             |
| J-DIST-30 | 8,380.77          | 132.65            |
| J-DIST-31 | 8,739.28          | 53.96             |
| J-DIST-32 | 9,088.25          | 103.30            |
| J-DIST-33 | 7,844.89          | 88.76             |
| J-DIST-34 | 7,637.06          | 106.54            |
| J-DIST-35 | 7,645.13          | 103.05            |
| J-DIST-36 | 7,606.54          | 119.75            |
| J-DIST-37 | 7,580.65          | 130.94            |
| J-DIST-38 | 7,530.83          | 102.57            |
| J-DIST-39 | 7,761.47          | 52.71             |
| J-DIST-40 | 7,473.73          | 127.27            |
| J-DIST-41 | 7,461.47          | 132.58            |
| J-DIST-42 | 7,533.19          | 101.55            |
| J-DIST-43 | 7,590.79          | 76.63             |
| J-DIST-44 | 8,672.92          | 82.71             |
| J-DIST-45 | 9,565.92          | 49.90             |
| J-DIST-46 | 9,512.21          | 72.70             |
| J-DIST-47 | 9,469.33          | 89.87             |
| J-DIST-48 | 9,422.07          | 109.66            |
| J-DIST-49 | 9,320.20          | 91.16             |
| J-DIST-50 | 9,162.77          | 71.11             |
| J-DIST-51 | 9,125.97          | 87.03             |
| J-DIST-52 | 8,970.49          | 65.40             |
| J-DIST-53 | 8,933.89          | 81.24             |
| J-DIST-54 | 8,857.00          | 114.50            |
| J-DIST-55 | 8,787.48          | 144.58            |
| J-DIST-56 | 8,886.04          | 101.94            |
| J-DIST-57 | 8,897.46          | 96.99             |

# SMR Water Model Results

## Average Day Demand

Junction Table - Time: 0.00 hours

| Label      | Elevation<br>(ft) | Pressure<br>(psi) |
|------------|-------------------|-------------------|
| J-DIST-58  | 9,462.27          | 92.60             |
| J-DIST-59  | 8,900.75          | 95.57             |
| J-DIST-60  | 9,072.86          | 110.01            |
| J-DIST-61  | 9,166.44          | 69.52             |
| J-DIST-62  | 9,106.84          | 95.30             |
| J-DIST-63  | 9,099.38          | 98.53             |
| J-DIST-64  | 9,184.99          | 61.50             |
| J-DIST-65  | 9,253.81          | 116.93            |
| J-DIST-66  | 9,271.02          | 109.48            |
| J-DIST-67  | 9,283.79          | 103.96            |
| J-DIST-68  | 9,220.50          | 131.34            |
| J-DIST-69  | 9,305.35          | 92.96             |
| J-DIST-70  | 9,322.66          | 84.44             |
| J-DIST-71  | 9,326.48          | 82.66             |
| J-DIST-72  | 9,354.73          | 69.60             |
| J-DIST-73  | 9,393.00          | 50.95             |
| J-DIST-74  | 9,298.89          | 94.59             |
| J-DIST-75  | 9,345.84          | 74.41             |
| J-DIST-76  | 9,374.51          | 60.49             |
| J-DIST-77  | 9,375.96          | 59.74             |
| J-DIST-78  | 9,334.39          | 78.41             |
| J-DIST-79  | 9,277.22          | 106.80            |
| J-DIST-80  | 9,266.96          | 113.35            |
| J-DIST-81  | 8,819.48          | 88.46             |
| J-DIST-82  | 8,781.41          | 104.93            |
| J-DIST-83  | 8,686.65          | 145.93            |
| J-DIST-84  | 8,604.79          | 68.75             |
| J-DIST-85  | 8,495.35          | 116.10            |
| J-DIST-86  | 8,587.69          | 76.15             |
| J-DIST-87  | 8,606.18          | 68.15             |
| J-DIST-88  | 8,613.66          | 64.91             |
| J-DIST-89  | 8,635.16          | 55.61             |
| J-DIST-90  | 8,587.48          | 76.24             |
| J-DIST-91  | 9,383.00          | 56.18             |
| J-DIST-92  | 9,363.00          | 65.77             |
| J-DIST-93  | 9,174.49          | 66.04             |
| J-DIST-94  | 9,018.35          | 44.70             |
| J-DIST-95  | 8,830.70          | 125.88            |
| J-DIST-96  | 9,014.93          | 46.17             |
| J-DIST-97  | 8,529.20          | 101.45            |
| J-DIST-98  | 8,602.45          | 69.76             |
| J-DIST-99  | 8,997.15          | 45.48             |
| J-DIST-100 | 8,809.12          | 126.77            |
| J-DIST-101 | 8,729.06          | 58.40             |
| J-DIST-102 | 8,699.51          | 71.20             |
| J-DIST-103 | 8,559.65          | 55.29             |
| J-DIST-104 | 8,397.43          | 125.43            |
| J-DIST-105 | 8,355.64          | 143.50            |
| J-DIST-106 | 8,296.87          | 57.17             |
| J-DIST-107 | 8,194.94          | 101.23            |
| J-DIST-108 | 8,121.43          | 133.02            |
| J-DIST-109 | 8,007.73          | 84.08             |
| J-DIST-110 | 7,906.76          | 62.04             |
| J-DIST-111 | 7,863.70          | 80.66             |
| J-DIST-112 | 7,817.85          | 100.48            |
| J-DIST-113 | 7,756.54          | 54.07             |
| J-DIST-114 | 7,746.46          | 58.44             |



# SMR Water Model Results

## Average Day Demand

Junction Table - Time: 0.00 hours

| Label      | Elevation<br>(ft) | Pressure<br>(psi) |
|------------|-------------------|-------------------|
| J-DIST-115 | 7,730.69          | 65.26             |
| J-DIST-116 | 7,728.27          | 67.09             |
| J-DIST-117 | 7,775.98          | 118.57            |
| J-DIST-118 | 7,843.02          | 89.57             |
| J-DIST-119 | 7,743.71          | 60.40             |
| J-DIST-120 | 7,710.60          | 74.72             |
| J-DIST-121 | 7,661.80          | 95.84             |
| J-DIST-122 | 7,671.32          | 91.72             |
| J-DIST-123 | 7,631.35          | 109.01            |
| J-DIST-124 | 7,642.61          | 104.14            |
| J-DIST-125 | 7,638.73          | 105.82            |
| J-DIST-126 | 7,634.48          | 107.66            |
| J-DIST-127 | 7,569.53          | 85.83             |
| J-DIST-128 | 7,500.56          | 115.67            |
| J-DIST-129 | 7,491.90          | 119.41            |
| J-DIST-130 | 8,246.44          | 78.97             |
| J-DIST-131 | 8,467.98          | 94.93             |
| J-DIST-132 | 8,760.00          | 45.05             |
| J-DIST-133 | 8,850.74          | 108.78            |
| J-DIST-134 | 8,937.71          | 71.18             |
| J-DIST-135 | 9,158.16          | 73.07             |
| J-DIST-136 | 9,268.95          | 112.53            |
| J-DIST-137 | 9,577.82          | 44.75             |
| J-DIST-138 | 9,220.26          | 46.23             |
| J-DIST-139 | 9,146.00          | 78.37             |
| J-DIST-140 | 9,264.44          | 112.33            |
| J-DIST-141 | 9,251.28          | 118.03            |
| J-DIST-142 | 9,140.22          | 80.86             |
| J-DIST-143 | 8,842.78          | 120.66            |
| J-DIST-144 | 8,933.13          | 81.56             |
| J-DIST-145 | 8,989.67          | 57.09             |
| J-DIST-146 | 8,584.18          | 77.66             |
| J-DIST-147 | 8,706.25          | 68.28             |
| J-DIST-148 | 7,959.18          | 105.07            |
| J-DIST-149 | 8,600.48          | 113.98            |
| J-DIST-150 | 9,375.78          | 59.94             |
| J-DIST-151 | 9,380.75          | 57.66             |
| J-DIST-152 | 9,091.81          | 101.81            |
| J-DIST-153 | 9,000.15          | 52.56             |
| J-DIST-154 | 8,913.97          | 89.84             |
| J-DIST-155 | 8,847.67          | 118.53            |
| J-DIST-156 | 8,447.37          | 103.84            |
| J-DIST-157 | 8,491.90          | 84.58             |
| J-DIST-158 | 9,487.90          | 82.48             |
| J-DIST-159 | 9,471.00          | 87.73             |
| J-DIST-160 | 7,539.12          | 98.98             |
| J-DIST-161 | 9,240.02          | 125.09            |
| J-DIST-162 | 9,455.09          | 93.75             |
| J-DIST-163 | 9,296.55          | 107.02            |
| J-DIST-164 | 9,279.92          | 113.41            |
| J-DIST-165 | 9,404.85          | 56.03             |
| J-DIST-166 | 9,363.00          | 73.38             |
| J-DIST-167 | 9,438.07          | 102.91            |
| J-DIST-168 | 9,480.86          | 84.73             |
| J-DIST-169 | 9,464.01          | 91.86             |
| J-DIST-170 | 7,488.53          | 120.87            |
| J-DIST-171 | 9,265.52          | 119.04            |

# SMR Water Model Results

## Average Day Demand

Junction Table - Time: 0.00 hours

| Label      | Elevation<br>(ft) | Pressure<br>(psi) |
|------------|-------------------|-------------------|
| J-DIST-172 | 9,076.56          | 108.36            |
| J-DIST-173 | 9,126.86          | 86.65             |
| J-DIST-174 | 9,135.41          | 82.94             |
| J-DIST-175 | 9,169.93          | 68.01             |
| J-DIST-176 | 9,132.34          | 84.27             |
| J-DIST-177 | 9,127.58          | 86.33             |
| J-DIST-178 | 9,148.97          | 77.08             |
| J-DIST-179 | 9,154.66          | 74.62             |
| J-DIST-180 | 9,178.72          | 64.21             |
| J-DIST-181 | 9,199.28          | 55.31             |
| J-DIST-182 | 9,220.50          | 46.13             |
| J-DIST-183 | 9,225.03          | 44.17             |
| J-DIST-184 | 9,240.25          | 118.45            |
| J-DIST-185 | 9,273.34          | 104.13            |
| J-DIST-186 | 9,291.10          | 96.45             |
| J-DIST-187 | 9,325.76          | 81.46             |
| J-DIST-188 | 9,350.41          | 70.79             |
| J-DIST-189 | 9,354.43          | 69.05             |
| J-DIST-190 | 9,269.00          | 110.36            |
| J-DIST-191 | 9,263.95          | 112.55            |
| J-DIST-192 | 8,884.48          | 102.60            |
| J-DIST-193 | 8,822.76          | 129.30            |
| J-DIST-194 | 7,555.53          | 91.89             |
| J-DIST-195 | 7,518.78          | 107.79            |
| J-DIST-196 | 7,454.85          | 135.44            |
| J-DIST-197 | 7,886.46          | 70.78             |
| J-DIST-198 | 7,861.38          | 81.63             |
| J-DIST-199 | 7,812.16          | 102.92            |
| J-DIST-200 | 7,637.45          | 106.37            |
| J-DIST-201 | 7,643.94          | 103.56            |
| J-DIST-202 | 7,777.64          | 117.86            |
| J-DIST-203 | 7,839.17          | 91.26             |
| J-DIST-204 | 7,886.08          | 70.98             |
| J-DIST-205 | 7,981.01          | 95.63             |
| J-DIST-206 | 8,046.61          | 67.28             |
| J-DIST-207 | 8,029.97          | 74.47             |
| J-DIST-208 | 8,161.56          | 115.66            |
| J-DIST-209 | 8,323.00          | 45.87             |
| J-DIST-210 | 8,425.86          | 113.14            |
| J-DIST-211 | 8,410.62          | 119.73            |
| J-DIST-212 | 8,467.32          | 95.21             |
| J-DIST-213 | 8,504.23          | 79.26             |
| J-DIST-214 | 8,664.31          | 86.39             |
| J-DIST-215 | 8,710.76          | 66.30             |
| J-DIST-216 | 8,729.53          | 58.18             |
| J-DIST-217 | 8,717.24          | 63.51             |
| J-DIST-218 | 8,669.54          | 84.17             |
| J-DIST-219 | 8,827.11          | 118.99            |
| J-DIST-220 | 8,879.19          | 96.48             |
| J-DIST-221 | 8,968.52          | 57.86             |
| J-DIST-222 | 9,027.86          | 129.42            |
| J-DIST-223 | 9,066.91          | 112.53            |
| J-DIST-224 | 9,353.88          | 77.14             |
| J-DIST-225 | 9,441.43          | 101.57            |
| J-DIST-226 | 9,472.90          | 88.58             |
| J-DIST-227 | 9,242.94          | 123.74            |
| J-DIST-228 | 9,260.65          | 115.24            |

# SMR Water Model Results

## Average Day Demand

Junction Table - Time: 0.00 hours

| Label      | Elevation<br>(ft) | Pressure<br>(psi) |
|------------|-------------------|-------------------|
| J-DIST-229 | 9,271.56          | 109.71            |
| J-DIST-230 | 9,291.50          | 99.88             |
| J-DIST-231 | 9,339.78          | 77.03             |
| J-DIST-232 | 9,366.56          | 64.06             |
| J-DIST-233 | 9,345.45          | 73.62             |
| J-DIST-234 | 9,314.22          | 87.96             |
| J-DIST-235 | 9,274.92          | 107.80            |
| J-DIST-236 | 9,281.31          | 105.03            |
| J-DIST-237 | 9,258.29          | 114.99            |
| J-DIST-238 | 9,266.75          | 111.33            |
| J-DIST-239 | 9,233.40          | 125.76            |
| J-DIST-240 | 9,169.23          | 68.31             |
| J-DIST-241 | 9,150.38          | 76.47             |
| J-DIST-242 | 9,155.77          | 74.14             |
| J-DIST-243 | 9,127.08          | 86.55             |
| J-DIST-244 | 9,123.18          | 88.24             |
| J-DIST-245 | 9,091.68          | 101.86            |
| J-DIST-246 | 9,153.12          | 75.28             |
| J-DIST-247 | 9,146.52          | 78.14             |
| J-DIST-248 | 9,113.50          | 92.43             |
| J-DIST-249 | 9,061.09          | 115.10            |
| J-DIST-250 | 8,998.33          | 53.36             |
| J-DIST-251 | 8,960.91          | 69.55             |
| J-DIST-252 | 8,937.17          | 79.82             |
| J-DIST-253 | 8,943.88          | 76.91             |
| J-DIST-254 | 8,993.70          | 55.36             |
| J-DIST-255 | 9,063.29          | 114.15            |
| J-DIST-256 | 8,911.99          | 90.70             |
| J-DIST-257 | 9,097.94          | 99.16             |
| J-DIST-258 | 8,879.45          | 104.78            |
| J-DIST-259 | 8,953.46          | 72.75             |
| J-DIST-260 | 9,135.86          | 82.75             |
| J-DIST-261 | 8,812.57          | 91.45             |
| J-DIST-262 | 8,753.07          | 117.19            |
| J-DIST-263 | 8,660.03          | 44.85             |
| J-DIST-264 | 8,624.94          | 60.03             |
| J-DIST-265 | 8,713.89          | 134.14            |
| J-DIST-266 | 8,573.42          | 82.32             |
| J-DIST-267 | 8,508.39          | 110.46            |
| J-DIST-268 | 8,619.17          | 62.53             |
| J-DIST-269 | 9,551.71          | 56.05             |
| J-DIST-270 | 9,531.13          | 64.95             |
| J-DIST-271 | 9,508.60          | 5.57              |
| J-DIST-272 | 9,089.46          | 102.82            |
| J-DIST-273 | 9,089.80          | 102.68            |
| J-DIST-274 | 9,068.43          | 111.92            |
| J-DIST-275 | 9,036.85          | 125.59            |
| J-DIST-276 | 9,066.08          | 112.94            |
| J-DIST-277 | 8,803.86          | 137.49            |
| J-DIST-278 | 9,521.50          | -0.23             |
| J-DIST-279 | 9,516.42          | 1.97              |
| J-DIST-280 | 9,523.52          | 68.25             |
| J-DIST-281 | 9,301.58          | 98.95             |
| J-DIST-282 | 9,324.05          | 89.24             |
| J-DIST-283 | 9,330.56          | 86.42             |
| J-DIST-284 | 9,312.21          | 94.36             |
| J-DIST-285 | 9,417.40          | 50.84             |

# SMR Water Model Results

## Average Day Demand

Junction Table - Time: 0.00 hours

| Label      | Elevation<br>(ft) | Pressure<br>(psi) |
|------------|-------------------|-------------------|
| J-DIST-286 | 7,736.94          | 62.56             |
| J-DIST-287 | 7,702.29          | 77.55             |
| J-DIST-288 | 7,683.25          | 85.79             |
| J-DIST-289 | 7,782.81          | 115.62            |
| J-DIST-290 | 7,748.71          | 130.37            |
| J-DIST-291 | 7,758.03          | 126.34            |
| J-DIST-292 | 7,768.48          | 121.82            |
| J-DIST-293 | 7,483.00          | 123.26            |
| J-DIST-294 | 7,585.14          | 129.00            |
| J-DIST-295 | 7,608.37          | 118.95            |
| J-DIST-296 | 7,627.72          | 110.58            |
| J-DIST-297 | 7,673.00          | 90.99             |
| J-DIST-298 | 7,681.10          | 87.49             |
| J-DIST-299 | 7,694.37          | 81.75             |
| J-DIST-300 | 7,711.52          | 74.33             |
| J-DIST-301 | 7,670.69          | 91.99             |
| J-DIST-302 | 9,383.00          | 56.41             |
| J-DIST-303 | 8,960.87          | 69.56             |
| J-DIST-304 | 9,584.69          | 41.78             |
| J-DIST-305 | 9,441.02          | 34.59             |
| J-DIST-306 | 9,468.93          | 22.51             |
| J-DIST-307 | 9,488.37          | 14.10             |
| J-DIST-308 | 9,472.16          | 21.11             |
| J-DIST-309 | 9,420.24          | 110.39            |
| J-DIST-310 | 9,328.38          | 94.32             |
| J-DIST-311 | 9,384.33          | 70.63             |
| J-DIST-312 | 9,237.33          | 126.26            |
| J-DIST-313 | 9,260.15          | 117.25            |
| J-DIST-314 | 9,268.22          | 114.78            |
| J-DIST-315 | 9,266.88          | 115.93            |
| J-DIST-316 | 9,266.25          | 116.68            |
| J-DIST-317 | 9,258.89          | 120.51            |
| J-DIST-318 | 9,262.67          | 119.44            |
| J-DIST-319 | 7,672.53          | 41.39             |
| J-DIST-320 | 9,060.63          | 115.30            |
| J-DIST-321 | 7,824.80          | 97.45             |
| J-DIST-322 | 7,700.65          | 79.03             |
| J-DIST-323 | 7,763.38          | 51.89             |
| J-DIST-324 | 7,772.87          | 47.78             |
| J-DIST-325 | 7,757.10          | 54.62             |
| J-DIST-326 | 7,746.53          | 59.19             |
| J-DIST-327 | 7,917.00          | 57.61             |
| J-DIST-328 | 8,587.07          | 43.45             |
| J-DIST-329 | 7,525.07          | 105.07            |
| J-DIST-330 | 7,518.36          | 107.97            |
| J-DIST-331 | 7,513.00          | 110.29            |
| J-DIST-332 | 7,504.39          | 114.02            |
| J-DIST-333 | 7,494.19          | 118.43            |
| J-DIST-334 | 7,493.00          | 118.95            |
| J-DIST-335 | 7,826.53          | 96.71             |
| J-DIST-336 | 7,780.05          | 116.81            |
| J-DIST-337 | 7,873.46          | 76.40             |
| J-DIST-338 | 7,763.00          | 124.19            |
| J-DIST-339 | 9,081.67          | 106.19            |
| J-DIST-340 | 9,141.66          | 80.24             |
| J-DIST-341 | 9,463.00          | 92.30             |
| J-DIST-342 | 9,305.67          | 103.66            |

# SMR Water Model Results

## Average Day Demand

Junction Table - Time: 0.00 hours

| Label      | Elevation<br>(ft) | Pressure<br>(psi) |
|------------|-------------------|-------------------|
| J-DIST-343 | 9,268.66          | 118.27            |
| J-DIST-344 | 8,861.87          | 112.38            |
| J-DIST-360 | 9,420.33          | 43.54             |
| J-DIST-370 | 9,265.81          | 113.85            |
| J-EX-2     | 7,437.33          | 143.01            |
| J-EX-3     | 7,476.22          | 126.19            |
| J-EX-4     | 7,589.52          | 77.14             |
| J-EX-5     | 7,493.00          | 118.95            |
| J-TM-1     | 7,545.27          | 689.96            |
| J-TM-2     | 7,455.75          | 728.69            |
| J-TM-3     | 7,471.58          | 721.85            |
| J-TM-4     | 7,499.50          | 709.77            |
| J-TM-5     | 7,535.65          | 694.13            |
| J-TM-6     | 7,605.83          | 663.76            |
| J-TM-7     | 7,638.14          | 649.78            |
| J-TM-8     | 7,639.16          | 649.34            |
| J-TM-9     | 7,676.25          | 633.30            |
| J-TM-10    | 7,683.32          | 630.24            |
| J-TM-11    | 7,763.00          | 595.76            |
| J-TM-12    | 7,816.53          | 572.60            |
| J-TM-13    | 7,863.09          | 552.46            |
| J-TM-14    | 7,905.54          | 534.09            |
| J-TM-15    | 7,930.73          | 523.19            |
| J-TM-16    | 7,958.02          | 511.39            |
| J-TM-17    | 8,060.16          | 467.19            |
| J-TM-18    | 8,122.63          | 440.17            |
| J-TM-19    | 8,196.00          | 408.42            |
| J-TM-20    | 8,226.70          | 395.14            |
| J-TM-21    | 8,295.65          | 365.31            |
| J-TM-22    | 8,355.22          | 339.54            |
| J-TM-23    | 8,467.86          | 290.80            |
| J-TM-24    | 8,558.72          | 251.49            |
| J-TM-25    | 8,629.70          | 220.78            |
| J-TM-26    | 8,006.56          | 490.38            |
| J-TM-27    | 7,776.35          | 589.99            |
| J-TM-28    | 7,726.60          | 611.51            |
| J-TM-29    | 7,630.29          | 653.18            |
| J-TM-30    | 7,640.79          | 648.64            |
| J-TM-31    | 7,633.62          | 651.74            |
| J-TM-32    | 7,566.11          | 680.95            |
| J-TM-33    | 7,482.58          | 717.09            |
| J-TM-34    | 7,492.62          | 712.74            |
| J-TM-35    | 7,678.17          | 632.46            |
| J-TM-36    | 7,702.08          | 622.12            |
| J-TM-37    | 7,595.67          | 668.16            |
| J-TM-38    | 8,245.32          | 387.09            |
| J-TM-39    | 8,398.61          | 320.76            |
| J-TM-40    | 8,439.45          | 303.09            |
| J-TM-41    | 8,502.35          | 275.88            |
| J-TM-42    | 8,602.02          | 232.76            |
| J-TM-43    | 8,662.55          | 588.68            |
| J-TM-44    | 8,693.90          | 575.12            |
| J-TM-45    | 8,730.07          | 559.47            |
| J-TM-46    | 8,731.30          | 558.94            |
| J-TM-47    | 8,810.35          | 524.74            |
| J-TM-48    | 8,761.23          | 545.99            |
| J-TM-49    | 8,851.77          | 506.81            |

# SMR Water Model Results

## Average Day Demand

Junction Table - Time: 0.00 hours

| Label   | Elevation<br>(ft) | Pressure<br>(psi) |
|---------|-------------------|-------------------|
| J-TM-50 | 8,904.80          | 483.87            |
| J-TM-51 | 8,938.84          | 469.14            |
| J-TM-52 | 8,998.89          | 443.16            |
| J-TM-53 | 9,088.64          | 404.33            |
| J-TM-54 | 9,241.35          | 338.26            |
| J-TM-55 | 9,159.41          | 373.71            |
| J-TM-56 | 8,706.42          | 569.70            |
| J-TM-57 | 9,266.96          | 327.18            |
| J-TM-58 | 9,350.30          | 291.12            |
| J-TM-59 | 9,473.29          | 237.91            |
| J-TM-60 | 9,503.46          | 224.86            |
| J-TM-61 | 7,635.16          | 651.07            |
| J-TM-62 | 7,635.74          | 650.82            |
| J-TM-63 | 7,644.76          | 646.92            |
| J-TM-64 | 7,580.28          | 674.82            |
| J-TM-65 | 7,838.01          | 563.31            |
| J-TM-66 | 7,884.68          | 543.12            |
| J-TM-67 | 7,980.94          | 501.47            |
| J-TM-68 | 8,045.32          | 473.62            |
| J-TM-69 | 8,029.15          | 480.61            |
| J-TM-70 | 8,162.78          | 422.80            |
| J-TM-71 | 8,323.00          | 353.48            |
| J-TM-72 | 8,426.04          | 308.90            |
| J-TM-73 | 8,489.84          | 281.29            |
| J-TM-74 | 8,524.51          | 266.29            |
| J-TM-75 | 8,718.50          | 564.47            |
| J-TM-76 | 8,827.48          | 517.32            |
| J-TM-77 | 8,880.27          | 494.48            |
| J-TM-78 | 8,969.79          | 455.75            |
| J-TM-79 | 9,029.41          | 429.96            |
| J-TM-80 | 9,067.98          | 413.27            |
| J-TM-81 | 9,204.98          | 354.00            |
| J-TM-82 | 9,270.25          | 325.76            |
| J-TM-83 | 9,320.24          | 304.13            |
| J-TM-84 | 9,370.67          | 282.31            |
| J-TM-85 | 9,404.87          | 267.51            |
| J-TM-86 | 9,441.85          | 251.51            |
| J-TM-87 | 9,496.54          | 227.85            |
| J-TM-88 | 7,455.29          | 728.90            |
| J-TM-89 | 7,534.85          | 694.47            |
| J-TM-90 | 7,517.78          | 701.86            |
| J-TM-91 | 7,556.26          | 685.21            |

# SMR Water Model Results

## Average Day Demand

Pipe Table - Time: 0.00 hours

| Label   | Length<br>(ft) | Diameter<br>(in) | Flow<br>(gpm) | Velocity<br>(ft/s) |
|---------|----------------|------------------|---------------|--------------------|
| DIST-1  | 658            | 12.0             | -123.52       | 0.35               |
| DIST-2  | 265            | 12.0             | -126.04       | 0.36               |
| DIST-3  | 213            | 12.0             | -126.04       | 0.36               |
| DIST-4  | 99             | 12.0             | 126.04        | 0.36               |
| DIST-5  | 79             | 12.0             | -126.03       | 0.36               |
| DIST-6  | 502            | 12.0             | 4.71          | 0.01               |
| DIST-7  | 55             | 12.0             | 3.50          | 0.01               |
| DIST-8  | 461            | 12.0             | 3.24          | 0.01               |
| DIST-9  | 346            | 12.0             | 2.72          | 0.01               |
| DIST-10 | 445            | 12.0             | 2.03          | 0.01               |
| DIST-11 | 435            | 12.0             | 1.60          | 0.00               |
| DIST-12 | 11             | 12.0             | 1.46          | 0.00               |
| DIST-13 | 368            | 12.0             | 1.45          | 0.00               |
| DIST-14 | 504            | 12.0             | 1.09          | 0.00               |
| DIST-15 | 15             | 12.0             | -133.06       | 0.38               |
| DIST-16 | 148            | 12.0             | -133.06       | 0.38               |
| DIST-17 | 229            | 12.0             | -137.19       | 0.39               |
| DIST-18 | 657            | 12.0             | -138.28       | 0.39               |
| DIST-19 | 373            | 12.0             | -139.99       | 0.40               |
| DIST-20 | 422            | 12.0             | -140.15       | 0.40               |
| DIST-21 | 403            | 12.0             | -140.62       | 0.40               |
| DIST-22 | 292            | 12.0             | -141.24       | 0.40               |
| DIST-23 | 155            | 12.0             | -141.71       | 0.40               |
| DIST-24 | 72             | 12.0             | -142.02       | 0.40               |
| DIST-25 | 136            | 12.0             | -142.03       | 0.40               |
| DIST-26 | 314            | 12.0             | -142.19       | 0.40               |
| DIST-27 | 313            | 12.0             | -142.50       | 0.40               |
| DIST-28 | 409            | 12.0             | -142.65       | 0.40               |
| DIST-29 | 299            | 12.0             | -142.65       | 0.40               |
| DIST-30 | 372            | 12.0             | -142.65       | 0.40               |
| DIST-31 | 161            | 12.0             | -142.81       | 0.41               |
| DIST-32 | 503            | 12.0             | -143.59       | 0.41               |
| DIST-33 | 153            | 12.0             | -143.58       | 0.41               |
| DIST-34 | 410            | 12.0             | -144.36       | 0.41               |
| DIST-35 | 497            | 12.0             | -145.14       | 0.41               |
| DIST-36 | 520            | 12.0             | -145.61       | 0.41               |
| DIST-37 | 533            | 12.0             | -145.92       | 0.41               |
| DIST-38 | 651            | 12.0             | -146.70       | 0.42               |
| DIST-39 | 412            | 12.0             | -147.63       | 0.42               |
| DIST-40 | 151            | 12.0             | -148.26       | 0.42               |
| DIST-41 | 175            | 12.0             | -148.25       | 0.42               |
| DIST-42 | 530            | 12.0             | -148.70       | 0.42               |
| DIST-43 | 399            | 12.0             | -149.57       | 0.42               |
| DIST-44 | 239            | 12.0             | -150.26       | 0.43               |
| DIST-45 | 156            | 12.0             | -152.78       | 0.43               |
| DIST-46 | 210            | 12.0             | -153.87       | 0.44               |
| DIST-47 | 270            | 12.0             | -154.02       | 0.44               |
| DIST-48 | 250            | 12.0             | -154.18       | 0.44               |
| DIST-49 | 183            | 12.0             | -154.18       | 0.44               |
| DIST-50 | 528            | 12.0             | -154.62       | 0.44               |
| DIST-51 | 492            | 12.0             | -155.49       | 0.44               |
| DIST-52 | 50             | 12.0             | -155.92       | 0.44               |
| DIST-53 | 113            | 12.0             | -155.92       | 0.44               |
| DIST-54 | 562            | 12.0             | -156.06       | 0.44               |
| DIST-55 | 247            | 12.0             | -156.35       | 0.44               |
| DIST-56 | 458            | 12.0             | -156.50       | 0.44               |
| DIST-57 | 406            | 12.0             | -157.62       | 0.45               |

# SMR Water Model Results

## Average Day Demand

Pipe Table - Time: 0.00 hours

| Label    | Length<br>(ft) | Diameter<br>(in) | Flow<br>(gpm) | Velocity<br>(ft/s) |
|----------|----------------|------------------|---------------|--------------------|
| DIST-58  | 266            | 12.0             | -157.62       | 0.45               |
| DIST-59  | 323            | 12.0             | -157.62       | 0.45               |
| DIST-60  | 373            | 12.0             | -157.62       | 0.45               |
| DIST-61  | 528            | 12.0             | -158.69       | 0.45               |
| DIST-62  | 112            | 12.0             | -158.69       | 0.45               |
| DIST-63  | 416            | 12.0             | -158.68       | 0.45               |
| DIST-64  | 321            | 12.0             | -158.86       | 0.45               |
| DIST-65  | 371            | 12.0             | -159.21       | 0.45               |
| DIST-66  | 360            | 12.0             | -159.39       | 0.45               |
| DIST-67  | 338            | 12.0             | -159.56       | 0.45               |
| DIST-68  | 449            | 12.0             | -159.92       | 0.45               |
| DIST-69  | 337            | 12.0             | -160.09       | 0.45               |
| DIST-70  | 290            | 12.0             | -160.09       | 0.45               |
| DIST-71  | 122            | 12.0             | 160.09        | 0.45               |
| DIST-72  | 351            | 12.0             | -160.09       | 0.45               |
| DIST-73  | 387            | 12.0             | -160.09       | 0.45               |
| DIST-74  | 132            | 12.0             | -160.09       | 0.45               |
| DIST-75  | 121            | 12.0             | -160.09       | 0.45               |
| DIST-76  | 741            | 12.0             | -160.09       | 0.45               |
| DIST-77  | 824            | 12.0             | -160.09       | 0.45               |
| DIST-78  | 466            | 8.0              | 1.92          | 0.01               |
| DIST-79  | 394            | 8.0              | 0.89          | 0.01               |
| DIST-80  | 320            | 8.0              | 1.11          | 0.01               |
| DIST-81  | 262            | 8.0              | 0.82          | 0.01               |
| DIST-82  | 314            | 8.0              | 0.40          | 0.00               |
| DIST-83  | 333            | 8.0              | -0.12         | 0.00               |
| DIST-84  | 409            | 8.0              | -0.90         | 0.01               |
| DIST-85  | 556            | 12.0             | 11.52         | 0.03               |
| DIST-86  | 460            | 12.0             | 11.15         | 0.03               |
| DIST-87  | 466            | 12.0             | 10.86         | 0.03               |
| DIST-88  | 378            | 12.0             | 10.43         | 0.03               |
| DIST-89  | 286            | 12.0             | 10.17         | 0.03               |
| DIST-90  | 206            | 12.0             | 10.17         | 0.03               |
| DIST-91  | 404            | 12.0             | 9.90          | 0.03               |
| DIST-92  | 246            | 12.0             | 9.36          | 0.03               |
| DIST-93  | 316            | 12.0             | 4.47          | 0.01               |
| DIST-94  | 472            | 12.0             | 4.07          | 0.01               |
| DIST-95  | 51             | 12.0             | 0.00          | 0.00               |
| DIST-96  | 274            | 12.0             | 0.00          | 0.00               |
| DIST-97  | 293            | 12.0             | -1.34         | 0.00               |
| DIST-98  | 198            | 12.0             | -2.01         | 0.01               |
| DIST-99  | 372            | 8.0              | 3.97          | 0.03               |
| DIST-100 | 685            | 8.0              | 3.07          | 0.02               |
| DIST-101 | 355            | 8.0              | 2.36          | 0.02               |
| DIST-102 | 246            | 8.0              | 1.75          | 0.01               |
| DIST-103 | 135            | 8.0              | 0.85          | 0.01               |
| DIST-104 | 88             | 8.0              | 0.73          | 0.00               |
| DIST-105 | 259            | 8.0              | 33.25         | 0.21               |
| DIST-106 | 272            | 8.0              | 31.00         | 0.20               |
| DIST-107 | 146            | 8.0              | 31.00         | 0.20               |
| DIST-108 | 194            | 8.0              | 27.25         | 0.17               |
| DIST-109 | 355            | 8.0              | 8.10          | 0.05               |
| DIST-110 | 391            | 8.0              | 7.72          | 0.05               |
| DIST-111 | 366            | 8.0              | 7.34          | 0.05               |
| DIST-112 | 337            | 8.0              | 3.97          | 0.03               |
| DIST-113 | 339            | 8.0              | 2.59          | 0.02               |
| DIST-114 | 150            | 8.0              | 1.45          | 0.01               |



# SMR Water Model Results

## Average Day Demand

Pipe Table - Time: 0.00 hours

| Label    | Length<br>(ft) | Diameter<br>(in) | Flow<br>(gpm) | Velocity<br>(ft/s) |
|----------|----------------|------------------|---------------|--------------------|
| DIST-115 | 519            | 8.0              | 0.80          | 0.01               |
| DIST-116 | 50             | 8.0              | 3.97          | 0.03               |
| DIST-117 | 138            | 8.0              | -3.97         | 0.03               |
| DIST-118 | 324            | 8.0              | 3.70          | 0.02               |
| DIST-119 | 375            | 8.0              | 3.70          | 0.02               |
| DIST-120 | 211            | 8.0              | 0.53          | 0.00               |
| DIST-121 | 133            | 12.0             | (N/A)         | (N/A)              |
| DIST-122 | 441            | 8.0              | 0.94          | 0.01               |
| DIST-123 | 271            | 8.0              | 0.67          | 0.00               |
| DIST-124 | 322            | 8.0              | 0.40          | 0.00               |
| DIST-125 | 280            | 12.0             | -0.88         | 0.00               |
| DIST-126 | 231            | 12.0             | -1.41         | 0.00               |
| DIST-127 | 384            | 12.0             | -1.94         | 0.01               |
| DIST-128 | 251            | 12.0             | -2.30         | 0.01               |
| DIST-129 | 237            | 12.0             | 1,777.36      | 5.04               |
| DIST-130 | 242            | 12.0             | 1,265.23      | 3.59               |
| DIST-131 | 158            | 12.0             | 1,265.23      | 3.59               |
| DIST-132 | 363            | 12.0             | 1,017.77      | 2.89               |
| DIST-133 | 272            | 12.0             | 1,017.51      | 2.89               |
| DIST-134 | 481            | 12.0             | 1,259.12      | 3.57               |
| DIST-135 | 116            | 12.0             | 1,258.51      | 3.57               |
| DIST-136 | 350            | 12.0             | 1,258.16      | 3.57               |
| DIST-137 | 166            | 12.0             | 1,257.72      | 3.57               |
| DIST-138 | 374            | 12.0             | 1,255.81      | 3.56               |
| DIST-139 | 358            | 12.0             | 38.05         | 0.11               |
| DIST-140 | 126            | 12.0             | 38.05         | 0.11               |
| DIST-141 | 193            | 12.0             | 38.05         | 0.11               |
| DIST-142 | 823            | 12.0             | 38.05         | 0.11               |
| DIST-143 | 484            | 12.0             | 11.29         | 0.03               |
| DIST-144 | 238            | 12.0             | 10.86         | 0.03               |
| DIST-145 | 774            | 12.0             | 0.26          | 0.00               |
| DIST-146 | 399            | 12.0             | 0.00          | 0.00               |
| DIST-147 | 70             | 12.0             | 0.00          | 0.00               |
| DIST-148 | 525            | 12.0             | -0.26         | 0.00               |
| DIST-149 | 435            | 12.0             | -0.78         | 0.00               |
| DIST-150 | 350            | 12.0             | -4.67         | 0.01               |
| DIST-151 | 288            | 12.0             | -4.67         | 0.01               |
| DIST-152 | 919            | 8.0              | 4.43          | 0.03               |
| DIST-153 | 505            | 8.0              | -0.25         | 0.00               |
| DIST-154 | 368            | 8.0              | -1.03         | 0.01               |
| DIST-155 | 237            | 8.0              | 1.04          | 0.01               |
| DIST-156 | 462            | 8.0              | 3.37          | 0.02               |
| DIST-157 | 756            | 8.0              | 2.85          | 0.02               |
| DIST-158 | 354            | 8.0              | 10.08         | 0.06               |
| DIST-159 | 330            | 8.0              | 9.03          | 0.06               |
| DIST-160 | 399            | 8.0              | 7.99          | 0.05               |
| DIST-161 | 366            | 8.0              | 7.99          | 0.05               |
| DIST-162 | 625            | 8.0              | 6.69          | 0.04               |
| DIST-163 | 361            | 8.0              | 1.30          | 0.01               |
| DIST-164 | 293            | 8.0              | 246.85        | 1.58               |
| DIST-165 | 327            | 8.0              | 245.08        | 1.56               |
| DIST-166 | 311            | 8.0              | 243.32        | 1.55               |
| DIST-167 | 337            | 8.0              | 242.45        | 1.55               |
| DIST-168 | 629            | 8.0              | 3.90          | 0.02               |
| DIST-169 | 638            | 8.0              | 2.86          | 0.02               |
| DIST-170 | 770            | 8.0              | 1.30          | 0.01               |
| DIST-171 | 194            | 12.0             | -9.36         | 0.03               |

# SMR Water Model Results

## Average Day Demand

Pipe Table - Time: 0.00 hours

| Label    | Length<br>(ft) | Diameter<br>(in) | Flow<br>(gpm) | Velocity<br>(ft/s) |
|----------|----------------|------------------|---------------|--------------------|
| DIST-172 | 307            | 12.0             | -9.36         | 0.03               |
| DIST-173 | 321            | 12.0             | -9.36         | 0.03               |
| DIST-174 | 186            | 12.0             | -9.62         | 0.03               |
| DIST-175 | 287            | 12.0             | -10.40        | 0.03               |
| DIST-176 | 485            | 12.0             | -10.40        | 0.03               |
| DIST-177 | 234            | 12.0             | -11.45        | 0.03               |
| DIST-178 | 338            | 12.0             | -11.97        | 0.03               |
| DIST-179 | 626            | 12.0             | -12.23        | 0.03               |
| DIST-180 | 205            | 12.0             | -12.49        | 0.04               |
| DIST-181 | 467            | 12.0             | -5.61         | 0.02               |
| DIST-182 | 209            | 12.0             | -5.61         | 0.02               |
| DIST-183 | 295            | 12.0             | 10.58         | 0.03               |
| DIST-184 | 219            | 8.0              | 10.58         | 0.07               |
| DIST-185 | 278            | 8.0              | 9.24          | 0.06               |
| DIST-186 | 291            | 8.0              | 9.24          | 0.06               |
| DIST-187 | 210            | 8.0              | 9.24          | 0.06               |
| DIST-188 | 300            | 8.0              | 4.73          | 0.03               |
| DIST-189 | 272            | 8.0              | 4.73          | 0.03               |
| DIST-190 | 294            | 8.0              | 4.73          | 0.03               |
| DIST-191 | 300            | 8.0              | 0.17          | 0.00               |
| DIST-192 | 236            | 8.0              | -6.87         | 0.04               |
| DIST-193 | 208            | 8.0              | -7.13         | 0.05               |
| DIST-194 | 388            | 8.0              | -7.91         | 0.05               |
| DIST-195 | 355            | 8.0              | -8.43         | 0.05               |
| DIST-196 | 25             | 8.0              | -8.43         | 0.05               |
| DIST-197 | 363            | 8.0              | -8.43         | 0.05               |
| DIST-198 | 356            | 8.0              | 0.43          | 0.00               |
| DIST-199 | 370            | 8.0              | 282.67        | 1.80               |
| DIST-200 | 181            | 8.0              | -9.13         | 0.06               |
| DIST-201 | 229            | 8.0              | -9.13         | 0.06               |
| DIST-202 | 229            | 8.0              | -9.21         | 0.06               |
| DIST-203 | 161            | 8.0              | -62.55        | 0.40               |
| DIST-204 | 291            | 8.0              | -9.73         | 0.06               |
| DIST-205 | 300            | 8.0              | -10.34        | 0.07               |
| DIST-206 | 89             | 12.0             | 1,199.24      | 3.40               |
| DIST-207 | 254            | 8.0              | -10.51        | 0.07               |
| DIST-208 | 229            | 8.0              | -10.51        | 0.07               |
| DIST-209 | 131            | 8.0              | 1.12          | 0.01               |
| DIST-210 | 333            | 12.0             | 23.46         | 0.07               |
| DIST-211 | 440            | 8.0              | 0.61          | 0.00               |
| DIST-212 | 205            | 12.0             | 1,175.43      | 3.33               |
| DIST-213 | 100            | 12.0             | 1,518.49      | 4.31               |
| DIST-214 | 351            | 12.0             | 1,261.88      | 3.58               |
| DIST-215 | 358            | 12.0             | 26.58         | 0.08               |
| DIST-216 | 479            | 12.0             | 26.15         | 0.07               |
| DIST-217 | 431            | 12.0             | 1,549.31      | 4.40               |
| DIST-218 | 659            | 12.0             | 25.71         | 0.07               |
| DIST-219 | 232            | 12.0             | 25.71         | 0.07               |
| DIST-220 | 54             | 12.0             | 1,547.84      | 4.39               |
| DIST-221 | 412            | 12.0             | 24.93         | 0.07               |
| DIST-222 | 456            | 12.0             | 24.41         | 0.07               |
| DIST-223 | 348            | 12.0             | 1,546.46      | 4.39               |
| DIST-224 | 615            | 12.0             | 23.89         | 0.07               |
| DIST-225 | 268            | 12.0             | 23.63         | 0.07               |
| DIST-226 | 147            | 12.0             | 27.98         | 0.08               |
| DIST-227 | 414            | 12.0             | 27.98         | 0.08               |
| DIST-228 | 164            | 12.0             | 27.98         | 0.08               |

# SMR Water Model Results

## Average Day Demand

Pipe Table - Time: 0.00 hours

| Label    | Length<br>(ft) | Diameter<br>(in) | Flow<br>(gpm) | Velocity<br>(ft/s) |
|----------|----------------|------------------|---------------|--------------------|
| DIST-229 | 158            | 12.0             | 27.98         | 0.08               |
| DIST-230 | 263            | 8.0              | 0.94          | 0.01               |
| DIST-231 | 326            | 8.0              | 0.78          | 0.00               |
| DIST-232 | 393            | 12.0             | 1,518.41      | 4.31               |
| DIST-233 | 418            | 8.0              | 511.87        | 3.27               |
| DIST-234 | 491            | 8.0              | 509.88        | 3.25               |
| DIST-235 | 268            | 8.0              | 1.21          | 0.01               |
| DIST-236 | 251            | 8.0              | 0.61          | 0.00               |
| DIST-237 | 54             | 8.0              | 0.00          | 0.00               |
| DIST-238 | 131            | 8.0              | 0.00          | 0.00               |
| DIST-239 | 288            | 8.0              | 1.21          | 0.01               |
| DIST-240 | 302            | 8.0              | 0.43          | 0.00               |
| DIST-241 | 242            | 8.0              | 281.81        | 1.80               |
| DIST-242 | 204            | 8.0              | 281.46        | 1.80               |
| DIST-243 | 314            | 12.0             | -160.36       | 0.45               |
| DIST-244 | 63             | 12.0             | -160.37       | 0.45               |
| DIST-245 | 116            | 12.0             | 344.94        | 0.98               |
| DIST-246 | 231            | 8.0              | 1.04          | 0.01               |
| DIST-247 | 232            | 8.0              | 0.52          | 0.00               |
| DIST-248 | 390            | 12.0             | -1,549.57     | 4.40               |
| DIST-249 | 311            | 12.0             | -1,549.92     | 4.40               |
| DIST-250 | 188            | 12.0             | -1,561.90     | 4.43               |
| DIST-251 | 334            | 12.0             | -1,562.16     | 4.43               |
| DIST-252 | 345            | 12.0             | -1,562.43     | 4.43               |
| DIST-253 | 384            | 8.0              | 509.09        | 3.25               |
| DIST-254 | 354            | 12.0             | -344.94       | 0.98               |
| DIST-255 | 56             | 8.0              | 508.48        | 3.25               |
| DIST-256 | 260            | 8.0              | 508.49        | 3.25               |
| DIST-257 | 231            | 8.0              | 508.49        | 3.25               |
| DIST-258 | 217            | 8.0              | 508.49        | 3.25               |
| DIST-259 | 364            | 8.0              | 506.90        | 3.24               |
| DIST-260 | 298            | 12.0             | 27.98         | 0.08               |
| DIST-260 | 22             | 12.0             | -344.94       | 0.98               |
| DIST-261 | 348            | 12.0             | 27.98         | 0.08               |
| DIST-261 | 320            | 12.0             | -344.94       | 0.98               |
| DIST-262 | 517            | 12.0             | 9.77          | 0.03               |
| DIST-263 | 582            | 12.0             | 9.77          | 0.03               |
| DIST-264 | 377            | 12.0             | 9.77          | 0.03               |
| DIST-265 | 259            | 12.0             | 9.77          | 0.03               |
| DIST-266 | 188            | 12.0             | 9.77          | 0.03               |
| DIST-267 | 454            | 12.0             | 9.77          | 0.03               |
| DIST-268 | 270            | 12.0             | 9.77          | 0.03               |
| DIST-269 | 394            | 8.0              | 1.56          | 0.01               |
| DIST-270 | 506            | 8.0              | 1.56          | 0.01               |
| DIST-271 | 551            | 8.0              | 1.56          | 0.01               |
| DIST-272 | 428            | 8.0              | 1.04          | 0.01               |
| DIST-273 | 606            | 8.0              | 2.60          | 0.02               |
| DIST-274 | 507            | 8.0              | 2.34          | 0.01               |
| DIST-275 | 524            | 8.0              | 1.56          | 0.01               |
| DIST-276 | 625            | 12.0             | 5.09          | 0.01               |
| DIST-277 | 558            | 8.0              | 3.06          | 0.02               |
| DIST-278 | 610            | 8.0              | 1.30          | 0.01               |
| DIST-279 | 476            | 8.0              | 0.78          | 0.00               |
| DIST-280 | 425            | 8.0              | 0.52          | 0.00               |
| DIST-281 | 167            | 12.0             | 109.24        | 0.31               |
| DIST-282 | 103            | 12.0             | 109.24        | 0.31               |
| DIST-283 | 269            | 8.0              | 505.30        | 3.23               |

# SMR Water Model Results

## Average Day Demand

Pipe Table - Time: 0.00 hours

| Label    | Length<br>(ft) | Diameter<br>(in) | Flow<br>(gpm) | Velocity<br>(ft/s) |
|----------|----------------|------------------|---------------|--------------------|
| DIST-284 | 231            | 8.0              | 4.39          | 0.03               |
| DIST-285 | 269            | 8.0              | 1.56          | 0.01               |
| DIST-286 | 342            | 8.0              | 0.87          | 0.01               |
| DIST-287 | 281            | 8.0              | 2.57          | 0.02               |
| DIST-288 | 213            | 8.0              | 1.20          | 0.01               |
| DIST-289 | 311            | 8.0              | 0.67          | 0.00               |
| DIST-290 | 226            | 12.0             | -16.97        | 0.05               |
| DIST-291 | 248            | 12.0             | -17.41        | 0.05               |
| DIST-292 | 211            | 12.0             | -18.10        | 0.05               |
| DIST-293 | 295            | 12.0             | 18.79         | 0.05               |
| DIST-294 | 163            | 12.0             | 18.79         | 0.05               |
| DIST-295 | 357            | 12.0             | -19.57        | 0.06               |
| DIST-296 | 424            | 12.0             | -20.52        | 0.06               |
| DIST-297 | 426            | 12.0             | -21.21        | 0.06               |
| DIST-298 | 458            | 12.0             | -22.08        | 0.06               |
| DIST-299 | 265            | 12.0             | -23.12        | 0.07               |
| DIST-300 | 286            | 12.0             | -23.12        | 0.07               |
| DIST-301 | 326            | 8.0              | -11.72        | 0.07               |
| DIST-302 | 155            | 8.0              | -11.72        | 0.07               |
| DIST-303 | 509            | 8.0              | 4.35          | 0.03               |
| DIST-304 | 495            | 8.0              | 4.35          | 0.03               |
| DIST-305 | 68             | 12.0             | 1,780.02      | 5.05               |
| DIST-306 | 139            | 12.0             | 1,777.54      | 5.04               |
| DIST-307 | 317            | 12.0             | 0.00          | 0.00               |
| DIST-308 | 363            | 12.0             | 0.00          | 0.00               |
| DIST-309 | 157            | 12.0             | 0.00          | 0.00               |
| DIST-310 | 240            | 12.0             | 0.00          | 0.00               |
| DIST-311 | 343            | 12.0             | 0.00          | 0.00               |
| DIST-312 | 85             | 12.0             | 0.00          | 0.00               |
| DIST-313 | 69             | 12.0             | -1,780.02     | 5.05               |
| DIST-314 | 81             | 12.0             | 1,780.02      | 5.05               |
| DIST-315 | 276            | 8.0              | -1.47         | 0.01               |
| DIST-316 | 231            | 8.0              | -2.25         | 0.01               |
| DIST-317 | 511            | 8.0              | 0.87          | 0.01               |
| DIST-318 | 421            | 8.0              | 0.43          | 0.00               |
| DIST-319 | 554            | 8.0              | 4.07          | 0.03               |
| DIST-320 | 695            | 8.0              | -2.59         | 0.02               |
| DIST-321 | 34             | 12.0             | 1,780.02      | 5.05               |
| DIST-322 | 89             | 12.0             | 2.48          | 0.01               |
| DIST-323 | 291            | 8.0              | 1.21          | 0.01               |
| DIST-324 | 227            | 8.0              | 0.87          | 0.01               |
| DIST-325 | 198            | 8.0              | 0.43          | 0.00               |
| DIST-326 | 150            | 12.0             | -1,259.65     | 3.57               |
| DIST-327 | 287            | 8.0              | 2.63          | 0.02               |
| DIST-328 | 321            | 8.0              | 1.83          | 0.01               |
| DIST-329 | 397            | 8.0              | 0.97          | 0.01               |
| DIST-330 | 272            | 8.0              | 0.73          | 0.00               |
| DIST-331 | 215            | 8.0              | 0.24          | 0.00               |
| DIST-332 | 252            | 12.0             | -3.80         | 0.01               |
| DIST-333 | 375            | 8.0              | 3.65          | 0.02               |
| DIST-334 | 338            | 8.0              | 3.25          | 0.02               |
| DIST-335 | 336            | 8.0              | 2.74          | 0.02               |
| DIST-336 | 351            | 8.0              | 2.02          | 0.01               |
| DIST-337 | 217            | 8.0              | 1.53          | 0.01               |
| DIST-338 | 182            | 8.0              | 0.56          | 0.00               |
| DIST-339 | 195            | 8.0              | 0.08          | 0.00               |
| DIST-340 | 175            | 8.0              | 0.36          | 0.00               |

# SMR Water Model Results

## Average Day Demand

Pipe Table - Time: 0.00 hours

| Label    | Length<br>(ft) | Diameter<br>(in) | Flow<br>(gpm) | Velocity<br>(ft/s) |
|----------|----------------|------------------|---------------|--------------------|
| DIST-341 | 396            | 8.0              | -343.41       | 2.19               |
| DIST-342 | 44             | 12.0             | 1,259.62      | 3.57               |
| DIST-343 | 30             | 12.0             | 1,259.62      | 3.57               |
| DIST-344 | 32             | 12.0             | 1,259.65      | 3.57               |
| DIST-345 | 389            | 8.0              | -505.30       | 3.23               |
| DIST-346 | 462            | 8.0              | -505.30       | 3.23               |
| DIST-347 | 259            | 8.0              | -505.30       | 3.23               |
| DIST-348 | 214            | 8.0              | -505.30       | 3.23               |
| DIST-349 | 293            | 8.0              | -505.30       | 3.23               |
| DIST-350 | 256            | 8.0              | -505.30       | 3.23               |
| DIST-351 | 379            | 8.0              | -505.30       | 3.23               |
| DIST-352 | 259            | 8.0              | 0.00          | 0.00               |
| DIST-353 | 196            | 8.0              | -0.41         | 0.00               |
| DIST-354 | 177            | 8.0              | -0.41         | 0.00               |
| DIST-355 | 20             | 8.0              | 0.00          | 0.00               |
| DIST-356 | 354            | 8.0              | 0.00          | 0.00               |
| DIST-357 | 362            | 8.0              | 0.00          | 0.00               |
| DIST-358 | 28             | 12.0             | 0.00          | 0.00               |
| DIST-359 | 193            | 12.0             | -37.64        | 0.11               |
| DIST-360 | 177            | 12.0             | -37.64        | 0.11               |
| DIST-361 | 247            | 12.0             | -50.17        | 0.14               |
| DIST-362 | 256            | 12.0             | -50.17        | 0.14               |
| DIST-363 | 209            | 12.0             | -50.17        | 0.14               |
| DIST-364 | 150            | 12.0             | -50.17        | 0.14               |
| DIST-365 | 154            | 12.0             | -50.17        | 0.14               |
| DIST-366 | 454            | 8.0              | -3.20         | 0.02               |
| DIST-367 | 342            | 8.0              | -0.35         | 0.00               |
| DIST-368 | 525            | 8.0              | 0.78          | 0.00               |
| DIST-369 | 264            | 8.0              | -507.43       | 3.24               |
| DIST-370 | 293            | 8.0              | 1.06          | 0.01               |
| DIST-371 | 318            | 8.0              | -1.59         | 0.01               |
| DIST-372 | 271            | 8.0              | -1.59         | 0.01               |
| DIST-373 | 286            | 8.0              | -1.59         | 0.01               |
| DIST-374 | 285            | 8.0              | -3.64         | 0.02               |
| DIST-375 | 73             | 8.0              | 15.39         | 0.10               |
| DIST-376 | 162            | 8.0              | -0.42         | 0.00               |
| DIST-377 | 301            | 8.0              | -0.42         | 0.00               |
| DIST-378 | 417            | 8.0              | 3.57          | 0.02               |
| DIST-379 | 80             | 8.0              | 1.79          | 0.01               |
| DIST-380 | 178            | 8.0              | 2.76          | 0.02               |
| DIST-381 | 145            | 8.0              | 0.67          | 0.00               |
| DIST-382 | 309            | 8.0              | 2.08          | 0.01               |
| DIST-383 | 289            | 8.0              | 1.33          | 0.01               |
| DIST-384 | 672            | 8.0              | 12.53         | 0.08               |
| DIST-385 | 194            | 8.0              | 12.52         | 0.08               |
| DIST-386 | 235            | 8.0              | 0.00          | 0.00               |
| TM-1     | 93             | 16.0             | 0.02          | 0.00               |
| TM-2     | 244            | 16.0             | 0.01          | 0.00               |
| TM-3     | 217            | 16.0             | 0.01          | 0.00               |
| TM-4     | 363            | 16.0             | 0.00          | 0.00               |
| TM-5     | 331            | 16.0             | 0.00          | 0.00               |
| TM-6     | 589            | 16.0             | 0.01          | 0.00               |
| TM-7     | 519            | 16.0             | 0.00          | 0.00               |
| TM-8     | 323            | 16.0             | 0.00          | 0.00               |
| TM-9     | 330            | 16.0             | 0.01          | 0.00               |
| TM-10    | 245            | 16.0             | 0.00          | 0.00               |
| TM-11    | 274            | 16.0             | 0.01          | 0.00               |

# SMR Water Model Results

## Average Day Demand

Pipe Table - Time: 0.00 hours

| Label | Length<br>(ft) | Diameter<br>(in) | Flow<br>(gpm) | Velocity<br>(ft/s) |
|-------|----------------|------------------|---------------|--------------------|
| TM-12 | 387            | 16.0             | 0.00          | 0.00               |
| TM-13 | 494            | 16.0             | 0.00          | 0.00               |
| TM-14 | 525            | 16.0             | 0.00          | 0.00               |
| TM-15 | 528            | 16.0             | 0.01          | 0.00               |
| TM-16 | 320            | 16.0             | 0.00          | 0.00               |
| TM-17 | 332            | 16.0             | 0.00          | 0.00               |
| TM-18 | 524            | 16.0             | 0.01          | 0.00               |
| TM-19 | 148            | 16.0             | 0.00          | 0.00               |
| TM-20 | 312            | 16.0             | 0.01          | 0.00               |
| TM-21 | 375            | 16.0             | 0.01          | 0.00               |
| TM-22 | 353            | 16.0             | 0.01          | 0.00               |
| TM-23 | 338            | 16.0             | 0.01          | 0.00               |
| TM-24 | 459            | 16.0             | 0.01          | 0.00               |
| TM-25 | 334            | 16.0             | 0.01          | 0.00               |
| TM-26 | 293            | 16.0             | 0.01          | 0.00               |
| TM-27 | 473            | 16.0             | 0.01          | 0.00               |
| TM-28 | 378            | 16.0             | 0.00          | 0.00               |
| TM-29 | 259            | 16.0             | -0.01         | 0.00               |
| TM-30 | 736            | 16.0             | 0.00          | 0.00               |
| TM-31 | 826            | 16.0             | 0.00          | 0.00               |
| TM-32 | 490            | 16.0             | 0.00          | 0.00               |
| TM-33 | 80             | 16.0             | 0.02          | 0.00               |
| TM-34 | 313            | 16.0             | 0.01          | 0.00               |
| TM-35 | 420            | 16.0             | 0.01          | 0.00               |
| TM-36 | 150            | 16.0             | 0.01          | 0.00               |
| TM-37 | 348            | 16.0             | 0.01          | 0.00               |
| TM-38 | 336            | 16.0             | 0.01          | 0.00               |
| TM-39 | 414            | 16.0             | 0.02          | 0.00               |
| TM-40 | 307            | 16.0             | 0.02          | 0.00               |
| TM-41 | 448            | 16.0             | 0.01          | 0.00               |
| TM-42 | 279            | 16.0             | 0.02          | 0.00               |
| TM-43 | 360            | 16.0             | 0.01          | 0.00               |
| TM-44 | 264            | 16.0             | 0.00          | 0.00               |
| TM-45 | 271            | 16.0             | 0.02          | 0.00               |
| TM-46 | 205            | 16.0             | 0.01          | 0.00               |
| TM-47 | 288            | 16.0             | 0.02          | 0.00               |
| TM-48 | 325            | 16.0             | 0.02          | 0.00               |
| TM-49 | 464            | 16.0             | 0.02          | 0.00               |
| TM-50 | 310            | 16.0             | 0.02          | 0.00               |
| TM-51 | 256            | 16.0             | 0.02          | 0.00               |
| TM-52 | 407            | 16.0             | 0.01          | 0.00               |
| TM-53 | 209            | 16.0             | 0.02          | 0.00               |
| TM-54 | 284            | 16.0             | 0.02          | 0.00               |
| TM-55 | 377            | 16.0             | 0.02          | 0.00               |
| TM-56 | 461            | 16.0             | 0.02          | 0.00               |
| TM-57 | 460            | 16.0             | 0.02          | 0.00               |
| TM-58 | 571            | 16.0             | 0.02          | 0.00               |
| TM-59 | 666            | 16.0             | 0.01          | 0.00               |
| TM-60 | 648            | 16.0             | 0.02          | 0.00               |
| TM-61 | 389            | 16.0             | 0.01          | 0.00               |
| TM-62 | 653            | 16.0             | 0.01          | 0.00               |
| TM-63 | 382            | 16.0             | 0.02          | 0.00               |
| TM-64 | 420            | 16.0             | 0.03          | 0.00               |
| TM-65 | 363            | 16.0             | 0.02          | 0.00               |
| TM-66 | 319            | 16.0             | 0.02          | 0.00               |
| TM-67 | 361            | 16.0             | 0.02          | 0.00               |
| TM-68 | 318            | 16.0             | 0.01          | 0.00               |

# SMR Water Model Results

## Average Day Demand

Pipe Table - Time: 0.00 hours

| Label | Length<br>(ft) | Diameter<br>(in) | Flow<br>(gpm) | Velocity<br>(ft/s) |
|-------|----------------|------------------|---------------|--------------------|
| TM-69 | 319            | 16.0             | 0.03          | 0.00               |
| TM-70 | 409            | 16.0             | 0.02          | 0.00               |
| TM-71 | 304            | 16.0             | 0.02          | 0.00               |
| TM-72 | 372            | 16.0             | 0.02          | 0.00               |
| TM-73 | 168            | 16.0             | 0.02          | 0.00               |
| TM-74 | 663            | 16.0             | 0.02          | 0.00               |
| TM-75 | 406            | 16.0             | 0.02          | 0.00               |
| TM-76 | 497            | 16.0             | 0.02          | 0.00               |
| TM-77 | 517            | 16.0             | 0.02          | 0.00               |
| TM-78 | 520            | 16.0             | 0.02          | 0.00               |
| TM-79 | 656            | 16.0             | 0.01          | 0.00               |
| TM-80 | 417            | 16.0             | 0.02          | 0.00               |
| TM-81 | 336            | 16.0             | 0.02          | 0.00               |
| TM-82 | 531            | 16.0             | 0.01          | 0.00               |
| TM-83 | 392            | 16.0             | 0.01          | 0.00               |
| TM-84 | 233            | 16.0             | 0.02          | 0.00               |
| TM-85 | 369            | 16.0             | 0.00          | 0.00               |
| TM-86 | 260            | 16.0             | 0.00          | 0.00               |
| TM-87 | 252            | 16.0             | 0.00          | 0.00               |
| TM-88 | 189            | 16.0             | 0.00          | 0.00               |
| TM-89 | 541            | 16.0             | 0.00          | 0.00               |
| TM-90 | 662            | 16.0             | 0.00          | 0.00               |
| TM-91 | 449            | 16.0             | 0.00          | 0.00               |
| TM-92 | 267            | 16.0             | 0.00          | 0.00               |
| TM-93 | 328            | 16.0             | 0.01          | 0.00               |
| TM-94 | 375            | 16.0             | 0.01          | 0.00               |
| TM-95 | 132            | 16.0             | 0.01          | 0.00               |

# SMR Water Model Results

## Average Day Demand

PRV Table - Time: 0.00 hours

| Label  | Elevation<br>(ft) | Diameter<br>(Valve)<br>(in) | Hydraulic<br>Grade Setting<br>(Initial)<br>(ft) | Pressure<br>Setting (Initial)<br>(psi) | Flow<br>(gpm) | Headloss<br>(ft) |
|--------|-------------------|-----------------------------|---|--|---------------|------------------|
| PRV-1  | 9,419.57          | 12.0                        | 9,534.98  | 49.95                                  | 1,259.62      | 140.25           |
| PRV-2  | 9,232.94          | 12.0                        | 9,327.09  | 40.75                                  | 18.79         | 186.90           |
| PRV-3  | 9,029.17          | 12.0                        | 9,121.59  | 40.00                                  | 10.40         | 205.47           |
| PRV-4  | 9,024.21          | 12.0                        | 9,121.59  | 42.15                                  | 0.00          | 0.00             |
| PRV-5  | 9,456.44          | 8.0                         | 9,548.86  | 40.00                                  | 508.48        | 122.57           |
| PRV-6  | 9,229.95          | 12.0                        | 9,327.09  | 42.04                                  | 160.37        | 202.04           |
| PRV-7  | 9,230.36          | 8.0                         | 9,327.09  | 41.87                                  | 8.43          | 196.95           |
| PRV-8  | 9,228.28          | 12.0                        | 9,327.09  | 42.77                                  | 38.05         | 201.82           |
| PRV-9  | 9,028.57          | 8.0                         | 9,121.59  | 40.26                                  | 7.99          | 205.50           |
| PRV-10 | 9,027.75          | 12.0                        | 9,121.59  | 40.61                                  | 25.71         | 205.50           |
| PRV-11 | 8,818.23          | 12.0                        | 9,023.86  | 89.00                                  | 27.98         | 97.68            |
| PRV-12 | 8,668.35          | 12.0                        | 8,763.66  | 40.00                                  | 9.77          | 260.24           |
| PRV-13 | 9,009.79          | 12.0                        | 9,073.92  | 40.00                                  | 160.09        | 224.68           |
| PRV-14 | 8,771.63          | 12.0                        | 8,862.85  | 40.00                                  | 158.68        | 237.98           |
| PRV-15 | 8,595.00          | 12.0                        | 8,685.83  | 40.00                                  | 155.92        | 176.44           |
| PRV-16 | 8,336.54          | 12.0                        | 8,430.58  | 40.00                                  | 148.25        | 258.28           |
| PRV-17 | 8,109.65          | 12.0                        | 8,199.65  | 40.00                                  | 143.58        | 226.73           |
| PRV-18 | 7,923.00          | 12.0                        | 8,048.66  | 55.00                                  | 142.03        | 151.85           |
| PRV-19 | 7,762.16          | 8.0                         | 7,872.76  | 51.62                                  | 3.97          | 168.53           |
| PRV-20 | 7,758.70          | 12.0                        | 7,872.76  | 53.91                                  | 126.03        | 166.69           |
| PRV-21 | 7,576.81          | 12.0                        | 7,671.61  | 40.00                                  | 0.00          | 0.00             |
| PRV-22 | 7,557.87          | 8.0                         | 7,671.61  | 40.94                                  | 0.00          | 0.00             |
| PRV-23 | 7,775.72          | 8.0                         | 7,872.76  | 42.00                                  | 0.00          | 0.00             |
| PRV-24 | 7,675.71          | 12.0                        | 7,768.13  | 40.00                                  | 109.24        | 115.11           |



# SMR Water Model Results

## Max Day Demand

Reservoir Table - Time: 0.00 hours

| Label   | Elevation<br>(ft) | Hydraulic<br>Grade<br>(ft) |
|---------|-------------------|----------------------------|
| Well 10 | 7,745.00          | 7,745.00                   |

Tank Table - Time: 0.00 hours

| Label   | Elevation<br>(Base)<br>(ft) | Elevation<br>(Minimum)<br>(ft) | Elevation<br>(Initial)<br>(ft) | Elevation<br>(Maximum)<br>(ft) | Diameter<br>(ft) |
|---------|-----------------------------|--------------------------------|--------------------------------|--------------------------------|------------------|
| EX-Tank | 7,720.00                    | 7,720.00                       | 7,740.00                       | 7,740.00                       | 66.00            |
| Tank #1 | 8,603.18                    | 8,603.18                       | 8,623.18                       | 8,623.18                       | 66.00            |
| Tank #2 | 9,503.46                    | 9,503.46                       | 9,521.96                       | 9,521.96                       | 102.00           |

Customer Meter Table - Time: 0.00 hours

| Label               | Demand<br>(Base)<br>(gpm) | Unit Demand<br>(Base)<br>(gpm) | Is Active? |
|---------------------|---------------------------|--------------------------------|------------|
| Back of House (BOH) | 0.943                     | 0.000                          | True       |
| Base Village        | 4.781                     | 0.342                          | True       |
| C-1                 | 0.194                     | 0.034                          | True       |
| C-2                 | 0.194                     | 0.034                          | True       |
| C-3                 | 0.194                     | 0.034                          | True       |
| C-4                 | 0.194                     | 0.034                          | True       |
| C-5                 | 0.194                     | 0.034                          | True       |
| C-6                 | 0.194                     | 0.034                          | True       |
| C-7                 | 0.194                     | 0.034                          | True       |
| C-8                 | 0.194                     | 0.034                          | True       |
| C-9                 | 0.194                     | 0.034                          | True       |
| C-10                | 0.194                     | 0.034                          | True       |
| C-11                | 0.194                     | 0.034                          | True       |
| C-12                | 0.194                     | 0.034                          | True       |
| C-13                | 0.194                     | 0.034                          | True       |
| C-14                | 0.194                     | 0.034                          | True       |
| C-15                | 0.194                     | 0.034                          | True       |
| C-16                | 0.194                     | 0.034                          | True       |
| C-17                | 0.194                     | 0.034                          | True       |
| C-18                | 0.194                     | 0.034                          | True       |
| C-19                | 0.194                     | 0.034                          | True       |
| C-20                | 0.194                     | 0.034                          | True       |
| C-21                | 0.194                     | 0.034                          | True       |
| C-22                | 0.194                     | 0.034                          | True       |
| C-23                | 0.194                     | 0.034                          | True       |
| C-24                | 0.194                     | 0.034                          | True       |
| C-25                | 0.194                     | 0.034                          | True       |
| C-26                | 0.194                     | 0.034                          | True       |
| C-27                | 0.194                     | 0.034                          | True       |
| C-29                | 0.194                     | 0.034                          | True       |
| C-30                | 0.194                     | 0.034                          | True       |
| C-31                | 0.194                     | 0.034                          | True       |
| C-32                | 0.194                     | 0.034                          | True       |
| C-33                | 0.194                     | 0.034                          | True       |
| C-34                | 0.194                     | 0.034                          | True       |
| C-35                | 0.194                     | 0.034                          | True       |
| C-36                | 0.194                     | 0.034                          | True       |
| C-37                | 0.194                     | 0.034                          | True       |
| C-38                | 0.194                     | 0.034                          | True       |
| C-39                | 0.194                     | 0.034                          | True       |
| C-40                | 0.194                     | 0.034                          | True       |

# SMR Water Model Results

## Max Day Demand

Customer Meter Table - Time: 0.00 hours

| Label | Demand<br>(Base)<br>(gpm) | Unit Demand<br>(Base)<br>(gpm) | Is Active? |
|-------|---------------------------|--------------------------------|------------|
| C-41  | 0.194                     | 0.034                          | True       |
| C-42  | 0.194                     | 0.034                          | True       |
| C-43  | 0.194                     | 0.034                          | True       |
| C-44  | 0.194                     | 0.034                          | True       |
| C-45  | 0.194                     | 0.034                          | True       |
| C-46  | 0.194                     | 0.034                          | True       |
| C-49  | 0.194                     | 0.034                          | True       |
| C-50  | 0.194                     | 0.034                          | True       |
| C-51  | 0.194                     | 0.034                          | True       |
| C-52  | 0.194                     | 0.034                          | True       |
| C-53  | 0.194                     | 0.034                          | True       |
| C-55  | 0.194                     | 0.034                          | True       |
| C-56  | 0.194                     | 0.034                          | True       |
| C-58  | 0.194                     | 0.034                          | True       |
| C-59  | 0.194                     | 0.034                          | True       |
| C-61  | 0.194                     | 0.034                          | True       |
| C-62  | 0.194                     | 0.034                          | True       |
| C-65  | 0.194                     | 0.034                          | True       |
| C-66  | 0.194                     | 0.034                          | True       |
| C-67  | 0.194                     | 0.034                          | True       |
| C-68  | 0.194                     | 0.034                          | True       |
| C-69  | 0.194                     | 0.034                          | True       |
| C-70  | 0.194                     | 0.034                          | True       |
| C-71  | 0.194                     | 0.034                          | True       |
| C-73  | 0.194                     | 0.034                          | True       |
| C-75  | 0.194                     | 0.034                          | True       |
| C-76  | 0.194                     | 0.034                          | True       |
| C-77  | 0.194                     | 0.034                          | True       |
| C-78  | 0.194                     | 0.034                          | True       |
| C-79  | 0.194                     | 0.034                          | True       |
| C-80  | 0.194                     | 0.034                          | True       |
| C-81  | 0.194                     | 0.034                          | True       |
| C-82  | 0.194                     | 0.034                          | True       |
| C-83  | 0.194                     | 0.034                          | True       |
| C-84  | 0.194                     | 0.034                          | True       |
| C-85  | 0.194                     | 0.034                          | True       |
| C-86  | 0.194                     | 0.034                          | True       |
| C-87  | 0.194                     | 0.034                          | True       |
| C-88  | 0.194                     | 0.034                          | True       |
| C-89  | 0.194                     | 0.034                          | True       |
| C-90  | 0.194                     | 0.034                          | True       |
| C-93  | 0.194                     | 0.034                          | True       |
| C-94  | 0.194                     | 0.034                          | True       |
| C-95  | 0.194                     | 0.034                          | True       |
| C-96  | 0.194                     | 0.034                          | True       |
| C-98  | 0.194                     | 0.034                          | True       |
| C-99  | 0.194                     | 0.034                          | True       |
| C-100 | 0.194                     | 0.034                          | True       |
| C-101 | 0.194                     | 0.034                          | True       |
| C-103 | 0.194                     | 0.034                          | True       |
| C-104 | 0.194                     | 0.034                          | True       |
| C-105 | 0.194                     | 0.034                          | True       |
| C-107 | 0.194                     | 0.034                          | True       |
| C-109 | 0.194                     | 0.034                          | True       |
| C-110 | 0.194                     | 0.034                          | True       |
| C-111 | 0.194                     | 0.034                          | True       |

# SMR Water Model Results

## Max Day Demand

Customer Meter Table - Time: 0.00 hours

| Label | Demand<br>(Base)<br>(gpm) | Unit Demand<br>(Base)<br>(gpm) | Is Active? |
|-------|---------------------------|--------------------------------|------------|
| C-113 | 0.194                     | 0.034                          | True       |
| C-114 | 0.194                     | 0.034                          | True       |
| C-115 | 0.194                     | 0.034                          | True       |
| C-116 | 0.194                     | 0.034                          | True       |
| C-117 | 0.194                     | 0.034                          | True       |
| C-119 | 0.194                     | 0.034                          | True       |
| C-120 | 0.194                     | 0.034                          | True       |
| C-121 | 0.194                     | 0.034                          | True       |
| C-123 | 0.194                     | 0.034                          | True       |
| C-125 | 0.194                     | 0.034                          | True       |
| C-126 | 0.194                     | 0.034                          | True       |
| C-127 | 0.194                     | 0.034                          | True       |
| C-128 | 0.194                     | 0.034                          | True       |
| C-129 | 0.194                     | 0.034                          | True       |
| C-130 | 0.194                     | 0.034                          | True       |
| C-131 | 0.194                     | 0.034                          | True       |
| C-132 | 0.194                     | 0.034                          | True       |
| C-133 | 0.194                     | 0.034                          | True       |
| C-136 | 0.194                     | 0.034                          | True       |
| C-137 | 0.194                     | 0.034                          | True       |
| C-138 | 0.194                     | 0.034                          | True       |
| C-139 | 0.194                     | 0.034                          | True       |
| C-142 | 0.194                     | 0.034                          | True       |
| C-143 | 0.194                     | 0.034                          | True       |
| C-144 | 0.194                     | 0.034                          | True       |
| C-145 | 0.194                     | 0.034                          | True       |
| C-146 | 0.194                     | 0.034                          | True       |
| C-147 | 0.194                     | 0.034                          | True       |
| C-148 | 0.194                     | 0.034                          | True       |
| C-150 | 0.194                     | 0.034                          | True       |
| C-151 | 0.194                     | 0.034                          | True       |
| C-153 | 0.194                     | 0.034                          | True       |
| C-154 | 0.194                     | 0.034                          | True       |
| C-155 | 0.194                     | 0.034                          | True       |
| C-156 | 0.194                     | 0.034                          | True       |
| C-161 | 0.194                     | 0.034                          | True       |
| C-162 | 0.194                     | 0.034                          | True       |
| C-163 | 0.194                     | 0.034                          | True       |
| C-164 | 0.194                     | 0.034                          | True       |
| C-166 | 0.194                     | 0.034                          | True       |
| C-167 | 0.194                     | 0.034                          | True       |
| C-168 | 0.194                     | 0.034                          | True       |
| C-169 | 0.194                     | 0.034                          | True       |
| C-171 | 0.194                     | 0.034                          | True       |
| C-172 | 0.194                     | 0.034                          | True       |
| C-173 | 0.194                     | 0.034                          | True       |
| C-174 | 0.194                     | 0.034                          | True       |
| C-175 | 0.194                     | 0.034                          | True       |
| C-176 | 0.194                     | 0.034                          | True       |
| C-177 | 0.194                     | 0.034                          | True       |
| C-178 | 0.194                     | 0.034                          | True       |
| C-179 | 0.194                     | 0.034                          | True       |
| C-180 | 0.194                     | 0.034                          | True       |
| C-181 | 0.194                     | 0.034                          | True       |
| C-182 | 0.194                     | 0.034                          | True       |
| C-183 | 0.194                     | 0.034                          | True       |

# SMR Water Model Results

## Max Day Demand

Customer Meter Table - Time: 0.00 hours

| Label | Demand<br>(Base)<br>(gpm) | Unit Demand<br>(Base)<br>(gpm) | Is Active? |
|-------|---------------------------|--------------------------------|------------|
| C-184 | 0.194                     | 0.034                          | True       |
| C-185 | 0.194                     | 0.034                          | True       |
| C-186 | 0.194                     | 0.034                          | True       |
| C-187 | 0.194                     | 0.034                          | True       |
| C-188 | 0.194                     | 0.034                          | True       |
| C-189 | 0.194                     | 0.034                          | True       |
| C-190 | 0.194                     | 0.034                          | True       |
| C-191 | 0.194                     | 0.034                          | True       |
| C-192 | 0.194                     | 0.034                          | True       |
| C-194 | 0.194                     | 0.034                          | True       |
| C-195 | 0.194                     | 0.034                          | True       |
| C-196 | 0.194                     | 0.034                          | True       |
| C-197 | 0.194                     | 0.034                          | True       |
| C-198 | 0.194                     | 0.034                          | True       |
| C-200 | 0.194                     | 0.034                          | True       |
| C-201 | 0.194                     | 0.034                          | True       |
| C-202 | 0.194                     | 0.034                          | True       |
| C-205 | 0.194                     | 0.034                          | True       |
| C-206 | 0.194                     | 0.034                          | True       |
| C-207 | 0.194                     | 0.034                          | True       |
| C-208 | 0.194                     | 0.034                          | True       |
| C-209 | 0.194                     | 0.034                          | True       |
| C-210 | 0.194                     | 0.034                          | True       |
| C-211 | 0.194                     | 0.034                          | True       |
| C-212 | 0.194                     | 0.034                          | True       |
| C-213 | 0.194                     | 0.034                          | True       |
| C-214 | 0.194                     | 0.034                          | True       |
| C-215 | 0.194                     | 0.034                          | True       |
| C-216 | 0.194                     | 0.034                          | True       |
| C-217 | 0.194                     | 0.034                          | True       |
| C-218 | 0.194                     | 0.034                          | True       |
| C-219 | 0.194                     | 0.034                          | True       |
| C-220 | 0.194                     | 0.034                          | True       |
| C-221 | 0.194                     | 0.034                          | True       |
| C-222 | 0.194                     | 0.034                          | True       |
| C-223 | 0.194                     | 0.034                          | True       |
| C-224 | 0.194                     | 0.034                          | True       |
| C-225 | 0.194                     | 0.034                          | True       |
| C-226 | 0.194                     | 0.034                          | True       |
| C-227 | 0.194                     | 0.034                          | True       |
| C-228 | 0.194                     | 0.034                          | True       |
| C-229 | 0.194                     | 0.034                          | True       |
| C-230 | 0.194                     | 0.034                          | True       |
| C-231 | 0.194                     | 0.034                          | True       |
| C-232 | 0.194                     | 0.034                          | True       |
| C-233 | 0.194                     | 0.034                          | True       |
| C-235 | 0.194                     | 0.034                          | True       |
| C-236 | 0.194                     | 0.034                          | True       |
| C-237 | 0.194                     | 0.034                          | True       |
| C-238 | 0.194                     | 0.034                          | True       |
| C-239 | 0.194                     | 0.034                          | True       |
| C-240 | 0.194                     | 0.034                          | True       |
| C-243 | 0.194                     | 0.034                          | True       |
| C-244 | 0.194                     | 0.034                          | True       |
| C-245 | 0.194                     | 0.034                          | True       |
| C-246 | 0.194                     | 0.034                          | True       |

# SMR Water Model Results

## Max Day Demand

Customer Meter Table - Time: 0.00 hours

| Label                           | Demand<br>(Base)<br>(gpm) | Unit Demand<br>(Base)<br>(gpm) | Is Active? |
|---------------------------------|---------------------------|--------------------------------|------------|
| C-253                           | 0.194                     | 0.034                          | True       |
| C-254                           | 0.194                     | 0.034                          | True       |
| C-255                           | 0.194                     | 0.034                          | True       |
| C-256                           | 0.194                     | 0.034                          | True       |
| C-257                           | 0.194                     | 0.034                          | True       |
| C-258                           | 0.194                     | 0.034                          | True       |
| C-259                           | 0.194                     | 0.034                          | True       |
| C-260                           | 0.194                     | 0.034                          | True       |
| C-261                           | 0.194                     | 0.034                          | True       |
| C-262                           | 0.194                     | 0.034                          | True       |
| C-263                           | 0.194                     | 0.034                          | True       |
| C-265                           | 0.194                     | 0.034                          | True       |
| C-267                           | 0.194                     | 0.034                          | True       |
| C-268                           | 0.194                     | 0.034                          | True       |
| C-269                           | 0.194                     | 0.034                          | True       |
| C-270                           | 0.194                     | 0.034                          | True       |
| C-271                           | 0.194                     | 0.034                          | True       |
| CONDO BUILDING 1 (Base Area)    | 1.050                     | 0.011                          | True       |
| CONDO BUILDING 2 (Base Area)    | 1.050                     | 0.011                          | True       |
| CONDO BUILDING 3 (Base Area)    | 1.050                     | 0.011                          | True       |
| CONDO BUILDING 4 (Base Area)    | 1.050                     | 0.011                          | True       |
| CONDO BUILDING 5 (Base Area)    | 1.050                     | 0.011                          | True       |
| CONDO BUILDING 6 (Mid Mountain) | 1.050                     | 0.011                          | True       |
| CONDOS (Base Village)           | 5.250                     | 0.000                          | True       |
| CONDOS (Mid Mountain Lodge)     | 0.700                     | 0.000                          | True       |
| Community Marketplace           | 0.389                     | 0.057                          | True       |
| D-1                             | 0.327                     | 0.034                          | True       |
| D-2                             | 0.327                     | 0.034                          | True       |
| D-3                             | 0.327                     | 0.034                          | True       |
| D-4                             | 0.327                     | 0.034                          | True       |
| D-5                             | 0.327                     | 0.034                          | True       |
| D-6                             | 0.327                     | 0.034                          | True       |
| D-7                             | 0.327                     | 0.034                          | True       |
| D-8                             | 0.327                     | 0.034                          | True       |
| D-9                             | 0.327                     | 0.034                          | True       |
| D-10                            | 0.327                     | 0.034                          | True       |
| D-11                            | 0.327                     | 0.034                          | True       |
| D-12                            | 0.327                     | 0.034                          | True       |
| D-13                            | 0.327                     | 0.034                          | True       |
| D-14                            | 0.327                     | 0.034                          | True       |
| D-15                            | 0.327                     | 0.034                          | True       |
| D-16                            | 0.327                     | 0.034                          | True       |
| D-17                            | 0.327                     | 0.034                          | True       |
| D-18                            | 0.327                     | 0.034                          | True       |
| D-19                            | 0.327                     | 0.034                          | True       |
| D-20                            | 0.327                     | 0.034                          | True       |
| D-21                            | 0.327                     | 0.034                          | True       |
| D-22                            | 0.327                     | 0.034                          | True       |
| D-23                            | 0.327                     | 0.034                          | True       |
| D-24                            | 0.327                     | 0.034                          | True       |
| D-25                            | 0.327                     | 0.034                          | True       |
| D-26                            | 0.327                     | 0.034                          | True       |
| D-27                            | 0.327                     | 0.034                          | True       |
| D-28                            | 0.327                     | 0.034                          | True       |
| D-29                            | 0.327                     | 0.034                          | True       |
| D-30                            | 0.327                     | 0.034                          | True       |

# SMR Water Model Results

## Max Day Demand

Customer Meter Table - Time: 0.00 hours

| Label                                 | Demand<br>(Base)<br>(gpm) | Unit Demand<br>(Base)<br>(gpm) | Is Active? |
|---------------------------------------|---------------------------|--------------------------------|------------|
| D-31                                  | 0.327                     | 0.034                          | True       |
| D-32                                  | 0.327                     | 0.034                          | True       |
| D-33                                  | 0.327                     | 0.034                          | True       |
| D-34                                  | 0.327                     | 0.034                          | True       |
| D-35                                  | 0.327                     | 0.034                          | True       |
| D-36                                  | 0.327                     | 0.034                          | True       |
| D-37                                  | 0.327                     | 0.034                          | True       |
| D-38                                  | 0.327                     | 0.034                          | True       |
| D-39                                  | 0.327                     | 0.034                          | True       |
| D-40                                  | 0.327                     | 0.034                          | True       |
| D-41                                  | 0.327                     | 0.034                          | True       |
| D-42                                  | 0.327                     | 0.034                          | True       |
| D-43                                  | 0.327                     | 0.034                          | True       |
| D-44                                  | 0.327                     | 0.034                          | True       |
| D-45                                  | 0.327                     | 0.034                          | True       |
| D-46                                  | 0.327                     | 0.034                          | True       |
| D-47                                  | 0.327                     | 0.034                          | True       |
| D-48                                  | 0.327                     | 0.034                          | True       |
| D-49                                  | 0.327                     | 0.034                          | True       |
| D-50                                  | 0.327                     | 0.034                          | True       |
| D-51                                  | 0.327                     | 0.034                          | True       |
| D-52                                  | 0.327                     | 0.034                          | True       |
| D-53                                  | 0.327                     | 0.034                          | True       |
| D-54                                  | 0.327                     | 0.034                          | True       |
| D-55                                  | 0.327                     | 0.034                          | True       |
| D-56                                  | 0.327                     | 0.034                          | True       |
| D-57                                  | 0.327                     | 0.034                          | True       |
| D-58                                  | 0.327                     | 0.034                          | True       |
| D-59                                  | 0.327                     | 0.034                          | True       |
| D-60                                  | 0.327                     | 0.034                          | True       |
| D-61                                  | 0.327                     | 0.034                          | True       |
| D-62                                  | 0.327                     | 0.034                          | True       |
| Day Lodge A                           | 25.569                    | 0.057                          | True       |
| Day Lodge B                           | 3.403                     | 0.057                          | True       |
| Day Lodge C                           | 3.403                     | 0.057                          | True       |
| Day Lodge D                           | 3.403                     | 0.057                          | True       |
| Fire Station                          | 0.190                     | 0.000                          | True       |
| Future Development Area               | 23.819                    | 1.195                          | True       |
| Gateway Building                      | 4.569                     | 0.000                          | True       |
| Horse Barn                            | 0.117                     | 0.000                          | True       |
| Marketplace Apartment Building        | 5.153                     | 0.000                          | True       |
| Marketplace Day Care                  | 0.194                     | 0.000                          | True       |
| Mid Mountain Lodge                    | 6.319                     | 0.028                          | True       |
| Residential Services / Administration | 2.917                     | 0.000                          | True       |
| SF-1                                  | 0.389                     | 0.034                          | True       |
| SF-2                                  | 0.389                     | 0.034                          | True       |
| SF-3                                  | 0.292                     | 0.034                          | True       |
| SF-4                                  | 0.292                     | 0.034                          | True       |
| SF-5                                  | 0.292                     | 0.034                          | True       |
| SF-6                                  | 0.389                     | 0.034                          | True       |
| SF-7                                  | 0.292                     | 0.034                          | True       |
| SF-8                                  | 0.292                     | 0.034                          | True       |
| SF-9                                  | 0.389                     | 0.034                          | True       |
| SF-10                                 | 0.292                     | 0.034                          | True       |
| SF-11                                 | 0.292                     | 0.034                          | True       |
| SF-12                                 | 0.292                     | 0.034                          | True       |

# SMR Water Model Results

## Max Day Demand

Customer Meter Table - Time: 0.00 hours

| Label | Demand<br>(Base)<br>(gpm) | Unit Demand<br>(Base)<br>(gpm) | Is Active? |
|-------|---------------------------|--------------------------------|------------|
| SF-13 | 0.292                     | 0.034                          | True       |
| SF-14 | 0.292                     | 0.034                          | True       |
| SF-15 | 0.292                     | 0.034                          | True       |
| SF-16 | 0.292                     | 0.034                          | True       |
| SF-17 | 0.292                     | 0.034                          | True       |
| SF-18 | 0.292                     | 0.034                          | True       |
| SF-19 | 0.292                     | 0.034                          | True       |
| SF-20 | 0.292                     | 0.034                          | True       |
| SF-21 | 0.292                     | 0.034                          | True       |
| SF-22 | 0.292                     | 0.034                          | True       |
| SF-23 | 0.389                     | 0.034                          | True       |
| SF-24 | 0.389                     | 0.034                          | True       |
| SF-25 | 0.292                     | 0.034                          | True       |
| SF-26 | 0.292                     | 0.034                          | True       |
| SF-27 | 0.292                     | 0.034                          | True       |
| SF-28 | 0.389                     | 0.034                          | True       |
| SF-29 | 0.292                     | 0.034                          | True       |
| SF-30 | 0.292                     | 0.034                          | True       |
| SF-31 | 0.389                     | 0.034                          | True       |
| SF-32 | 0.389                     | 0.034                          | True       |
| SF-33 | 0.389                     | 0.034                          | True       |
| SF-34 | 0.389                     | 0.034                          | True       |
| SF-35 | 0.389                     | 0.034                          | True       |
| SF-36 | 0.292                     | 0.034                          | True       |
| SF-37 | 0.292                     | 0.034                          | True       |
| SF-38 | 0.389                     | 0.034                          | True       |
| SF-39 | 0.292                     | 0.034                          | True       |
| SF-40 | 0.292                     | 0.034                          | True       |
| SF-41 | 0.292                     | 0.034                          | True       |
| SF-42 | 0.389                     | 0.034                          | True       |
| SF-43 | 0.292                     | 0.034                          | True       |
| SF-44 | 0.389                     | 0.034                          | True       |
| SF-45 | 0.292                     | 0.034                          | True       |
| SF-46 | 0.292                     | 0.034                          | True       |
| SF-47 | 0.389                     | 0.034                          | True       |
| SF-48 | 0.292                     | 0.034                          | True       |
| SF-49 | 0.292                     | 0.034                          | True       |
| SF-50 | 0.292                     | 0.034                          | True       |
| SF-51 | 0.292                     | 0.034                          | True       |
| SF-52 | 0.292                     | 0.034                          | True       |
| SF-53 | 0.389                     | 0.034                          | True       |
| SF-54 | 0.292                     | 0.034                          | True       |
| SF-55 | 0.292                     | 0.034                          | True       |
| SF-56 | 0.389                     | 0.034                          | True       |
| SF-57 | 0.292                     | 0.034                          | True       |
| SF-58 | 0.389                     | 0.034                          | True       |
| SF-59 | 0.292                     | 0.034                          | True       |
| SF-60 | 0.389                     | 0.034                          | True       |
| SF-61 | 0.389                     | 0.034                          | True       |
| SF-62 | 0.389                     | 0.034                          | True       |
| SF-63 | 0.389                     | 0.034                          | True       |
| SF-64 | 0.389                     | 0.034                          | True       |
| SF-65 | 0.389                     | 0.034                          | True       |
| SF-66 | 0.389                     | 0.034                          | True       |
| SF-67 | 0.292                     | 0.034                          | True       |
| SF-68 | 0.389                     | 0.034                          | True       |

# SMR Water Model Results

## Max Day Demand

Customer Meter Table - Time: 0.00 hours

| Label  | Demand<br>(Base)<br>(gpm) | Unit Demand<br>(Base)<br>(gpm) | Is Active? |
|--------|---------------------------|--------------------------------|------------|
| SF-69  | 0.389                     | 0.034                          | True       |
| SF-70  | 0.389                     | 0.034                          | True       |
| SF-71  | 0.389                     | 0.034                          | True       |
| SF-72  | 0.389                     | 0.034                          | True       |
| SF-73  | 0.389                     | 0.034                          | True       |
| SF-74  | 0.389                     | 0.034                          | True       |
| SF-75  | 0.389                     | 0.034                          | True       |
| SF-76  | 0.389                     | 0.034                          | True       |
| SF-77  | 0.389                     | 0.034                          | True       |
| SF-78  | 0.389                     | 0.034                          | True       |
| SF-79  | 0.389                     | 0.034                          | True       |
| SF-80  | 0.389                     | 0.034                          | True       |
| SF-81  | 0.389                     | 0.034                          | True       |
| SF-82  | 0.389                     | 0.034                          | True       |
| SF-83  | 0.389                     | 0.034                          | True       |
| SF-84  | 0.389                     | 0.034                          | True       |
| SF-85  | 0.389                     | 0.034                          | True       |
| SF-86  | 0.389                     | 0.034                          | True       |
| SF-87  | 0.389                     | 0.034                          | True       |
| SF-88  | 0.389                     | 0.034                          | True       |
| SF-89  | 0.389                     | 0.034                          | True       |
| SF-90  | 0.389                     | 0.034                          | True       |
| SF-91  | 0.389                     | 0.034                          | True       |
| SF-92  | 0.389                     | 0.034                          | True       |
| SF-93  | 0.389                     | 0.034                          | True       |
| SF-94  | 0.681                     | 0.034                          | True       |
| SF-95  | 0.447                     | 0.034                          | True       |
| SF-96  | 0.681                     | 0.034                          | True       |
| SF-97  | 0.681                     | 0.034                          | True       |
| SF-98  | 0.447                     | 0.034                          | True       |
| SF-99  | 0.681                     | 0.034                          | True       |
| SF-100 | 0.681                     | 0.034                          | True       |
| SF-101 | 0.681                     | 0.034                          | True       |
| SF-102 | 0.681                     | 0.034                          | True       |
| SF-103 | 0.681                     | 0.034                          | True       |
| SF-104 | 0.681                     | 0.034                          | True       |
| SF-105 | 0.681                     | 0.034                          | True       |
| SF-106 | 0.447                     | 0.034                          | True       |
| SF-107 | 0.681                     | 0.034                          | True       |
| SF-108 | 0.681                     | 0.034                          | True       |
| SF-109 | 0.681                     | 0.034                          | True       |
| SF-110 | 0.681                     | 0.034                          | True       |
| SF-111 | 0.681                     | 0.034                          | True       |
| SF-112 | 0.681                     | 0.034                          | True       |
| SF-113 | 0.681                     | 0.034                          | True       |
| SF-114 | 0.681                     | 0.034                          | True       |
| SF-115 | 0.681                     | 0.034                          | True       |
| SF-116 | 0.681                     | 0.034                          | True       |
| SF-117 | 0.681                     | 0.034                          | True       |
| SF-118 | 0.681                     | 0.034                          | True       |
| SF-119 | 0.681                     | 0.034                          | True       |
| SF-120 | 0.447                     | 0.034                          | True       |
| SF-121 | 0.681                     | 0.034                          | True       |
| SF-122 | 0.447                     | 0.034                          | True       |
| SF-123 | 0.447                     | 0.034                          | True       |
| SF-124 | 0.681                     | 0.034                          | True       |



# SMR Water Model Results

## Max Day Demand

Customer Meter Table - Time: 0.00 hours

| Label  | Demand<br>(Base)<br>(gpm) | Unit Demand<br>(Base)<br>(gpm) | Is Active? |
|--------|---------------------------|--------------------------------|------------|
| SF-125 | 0.681                     | 0.034                          | True       |
| SF-126 | 0.681                     | 0.034                          | True       |
| SF-127 | 0.681                     | 0.034                          | True       |
| SF-128 | 0.681                     | 0.034                          | True       |
| SF-129 | 0.447                     | 0.034                          | True       |
| SF-130 | 0.681                     | 0.034                          | True       |
| SF-131 | 0.681                     | 0.034                          | True       |
| SF-132 | 0.681                     | 0.034                          | True       |
| SF-133 | 0.681                     | 0.034                          | True       |
| SF-134 | 0.681                     | 0.034                          | True       |
| SF-135 | 0.447                     | 0.034                          | True       |
| SF-136 | 0.681                     | 0.034                          | True       |
| SF-137 | 0.681                     | 0.034                          | True       |
| SF-138 | 0.681                     | 0.034                          | True       |
| SF-139 | 0.681                     | 0.034                          | True       |
| SF-140 | 0.681                     | 0.034                          | True       |
| SF-141 | 0.681                     | 0.034                          | True       |
| SF-142 | 0.681                     | 0.034                          | True       |
| SF-143 | 0.681                     | 0.034                          | True       |
| SF-144 | 0.681                     | 0.034                          | True       |
| SF-145 | 0.681                     | 0.034                          | True       |
| SF-146 | 0.681                     | 0.034                          | True       |
| SF-147 | 0.681                     | 0.034                          | True       |
| SF-148 | 0.681                     | 0.034                          | True       |
| SF-149 | 0.681                     | 0.034                          | True       |
| SF-150 | 0.681                     | 0.034                          | True       |
| SF-151 | 0.447                     | 0.034                          | True       |
| SF-152 | 0.681                     | 0.034                          | True       |
| SF-153 | 0.681                     | 0.034                          | True       |
| SF-154 | 0.681                     | 0.034                          | True       |
| SF-155 | 0.681                     | 0.034                          | True       |
| SF-156 | 0.681                     | 0.034                          | True       |
| SF-157 | 0.681                     | 0.034                          | True       |
| SF-158 | 0.681                     | 0.034                          | True       |
| SF-159 | 0.681                     | 0.034                          | True       |
| SF-160 | 0.447                     | 0.034                          | True       |
| SF-161 | 0.681                     | 0.034                          | True       |
| SF-162 | 0.447                     | 0.034                          | True       |
| SF-163 | 0.447                     | 0.034                          | True       |
| SF-164 | 0.447                     | 0.034                          | True       |
| SF-165 | 0.681                     | 0.034                          | True       |
| SF-166 | 0.447                     | 0.034                          | True       |
| SF-167 | 0.447                     | 0.034                          | True       |
| SF-168 | 0.447                     | 0.034                          | True       |
| SF-169 | 0.681                     | 0.034                          | True       |
| SF-170 | 0.447                     | 0.034                          | True       |
| SF-171 | 0.447                     | 0.034                          | True       |
| SF-172 | 0.447                     | 0.034                          | True       |
| SF-173 | 0.447                     | 0.034                          | True       |
| SF-174 | 0.447                     | 0.034                          | True       |
| SF-175 | 0.447                     | 0.034                          | True       |
| SF-176 | 0.447                     | 0.034                          | True       |
| SF-177 | 0.447                     | 0.034                          | True       |
| SF-178 | 0.447                     | 0.034                          | True       |
| SF-179 | 0.447                     | 0.034                          | True       |
| SF-180 | 0.447                     | 0.034                          | True       |

# SMR Water Model Results

## Max Day Demand

Customer Meter Table - Time: 0.00 hours

| Label                                   | Demand<br>(Base)<br>(gpm) | Unit Demand<br>(Base)<br>(gpm) | Is Active? |
|---|---------------------------|--------------------------------|------------|
| SF-181                                  | 0.447                     | 0.034                          | True       |
| SF-182                                  | 0.447                     | 0.034                          | True       |
| SF-183                                  | 0.447                     | 0.034                          | True       |
| SF-184                                  | 0.447                     | 0.034                          | True       |
| SF-185                                  | 0.447                     | 0.034                          | True       |
| SF-186                                  | 0.447                     | 0.034                          | True       |
| SF-187                                  | 0.389                     | 0.034                          | True       |
| SF-188                                  | 0.389                     | 0.034                          | True       |
| Ski Maintenance                         | 0.656                     | 0.000                          | True       |
| Spa & Wellness                          | 4.754                     | 0.034                          | True       |
| Sports Courts & Farms                   | 16.975                    | 0.398                          | True       |
| Trash Collection & Residential Services | 0.190                     | 0.000                          | True       |
| WFH (Community Market & Gateway)        | 9.139                     | 0.000                          | True       |
| WFH (Double Creek)                      | 3.500                     | 0.154                          | True       |
| WFH (Middle Creek Meadows)              | 4.861                     | 0.102                          | True       |

# SMR Water Model Results

## Max Day Demand

Junction Table - Time: 0.00 hours

| Label     | Elevation<br>(ft) | Pressure<br>(psi) |
|-----------|-------------------|-------------------|
| J-DIST-1  | 7,830.57          | 94.91             |
| J-DIST-2  | 7,729.52          | 66.52             |
| J-DIST-3  | 7,776.48          | 46.20             |
| J-DIST-4  | 7,350.54          | 79.30             |
| J-DIST-5  | 7,341.51          | 83.20             |
| J-DIST-6  | 7,463.52          | 131.57            |
| J-DIST-7  | 7,477.52          | 125.52            |
| J-DIST-8  | 7,463.81          | 131.45            |
| J-DIST-9  | 7,416.65          | 151.83            |
| J-DIST-10 | 7,532.81          | 101.61            |
| J-DIST-11 | 7,523.04          | 105.83            |
| J-DIST-12 | 7,539.66          | 98.64             |
| J-DIST-13 | 7,684.56          | 85.97             |
| J-DIST-14 | 7,763.00          | 124.14            |
| J-DIST-15 | 7,854.96          | 84.36             |
| J-DIST-16 | 7,871.88          | 77.03             |
| J-DIST-17 | 7,942.66          | 46.41             |
| J-DIST-18 | 7,767.97          | 122.00            |
| J-DIST-19 | 7,932.05          | 116.76            |
| J-DIST-20 | 8,060.43          | 61.29             |
| J-DIST-21 | 8,225.15          | 88.13             |
| J-DIST-22 | 8,438.80          | 107.50            |
| J-DIST-23 | 8,490.15          | 85.31             |
| J-DIST-24 | 8,524.79          | 70.34             |
| J-DIST-25 | 8,638.99          | 97.28             |
| J-DIST-26 | 8,690.51          | 75.02             |
| J-DIST-27 | 8,730.41          | 57.82             |
| J-DIST-28 | 8,902.38          | 86.43             |
| J-DIST-29 | 9,205.20          | 52.74             |
| J-DIST-30 | 8,380.77          | 132.61            |
| J-DIST-31 | 8,739.28          | 53.92             |
| J-DIST-32 | 9,088.25          | 103.26            |
| J-DIST-33 | 7,844.89          | 88.71             |
| J-DIST-34 | 7,637.06          | 106.52            |
| J-DIST-35 | 7,645.13          | 103.03            |
| J-DIST-36 | 7,606.54          | 119.73            |
| J-DIST-37 | 7,580.65          | 130.93            |
| J-DIST-38 | 7,530.83          | 102.46            |
| J-DIST-39 | 7,761.47          | 52.70             |
| J-DIST-40 | 7,473.73          | 127.15            |
| J-DIST-41 | 7,461.47          | 132.46            |
| J-DIST-42 | 7,533.19          | 101.43            |
| J-DIST-43 | 7,590.79          | 76.51             |
| J-DIST-44 | 8,672.92          | 82.69             |
| J-DIST-45 | 9,565.92          | 80.44             |
| J-DIST-46 | 9,512.21          | 103.66            |
| J-DIST-47 | 9,469.33          | 122.18            |
| J-DIST-48 | 9,422.07          | 142.63            |
| J-DIST-49 | 9,320.20          | 94.51             |
| J-DIST-50 | 9,162.77          | 71.11             |
| J-DIST-51 | 9,125.97          | 87.03             |
| J-DIST-52 | 8,970.49          | 65.40             |
| J-DIST-53 | 8,933.89          | 81.24             |
| J-DIST-54 | 8,857.00          | 114.50            |
| J-DIST-55 | 8,787.48          | 144.58            |
| J-DIST-56 | 8,886.04          | 101.94            |
| J-DIST-57 | 8,897.46          | 96.99             |

# SMR Water Model Results

## Max Day Demand

Junction Table - Time: 0.00 hours

| Label      | Elevation<br>(ft) | Pressure<br>(psi) |
|------------|-------------------|-------------------|
| J-DIST-58  | 9,462.27          | 125.24            |
| J-DIST-59  | 8,900.75          | 95.57             |
| J-DIST-60  | 9,072.86          | 110.01            |
| J-DIST-61  | 9,166.44          | 69.52             |
| J-DIST-62  | 9,106.84          | 95.30             |
| J-DIST-63  | 9,099.38          | 98.53             |
| J-DIST-64  | 9,184.99          | 61.50             |
| J-DIST-65  | 9,253.81          | 123.23            |
| J-DIST-66  | 9,271.02          | 115.78            |
| J-DIST-67  | 9,283.79          | 110.26            |
| J-DIST-68  | 9,220.50          | 137.64            |
| J-DIST-69  | 9,305.35          | 100.93            |
| J-DIST-70  | 9,322.66          | 93.44             |
| J-DIST-71  | 9,326.48          | 91.78             |
| J-DIST-72  | 9,354.73          | 79.56             |
| J-DIST-73  | 9,393.00          | 63.00             |
| J-DIST-74  | 9,298.89          | 103.72            |
| J-DIST-75  | 9,345.84          | 83.41             |
| J-DIST-76  | 9,374.51          | 71.00             |
| J-DIST-77  | 9,375.96          | 70.37             |
| J-DIST-78  | 9,334.39          | 88.36             |
| J-DIST-79  | 9,277.22          | 113.10            |
| J-DIST-80  | 9,266.96          | 117.55            |
| J-DIST-81  | 8,819.48          | 88.46             |
| J-DIST-82  | 8,781.41          | 104.93            |
| J-DIST-83  | 8,686.65          | 145.93            |
| J-DIST-84  | 8,604.79          | 68.75             |
| J-DIST-85  | 8,495.35          | 116.10            |
| J-DIST-86  | 8,587.69          | 76.15             |
| J-DIST-87  | 8,606.18          | 68.15             |
| J-DIST-88  | 8,613.66          | 64.91             |
| J-DIST-89  | 8,635.16          | 55.61             |
| J-DIST-90  | 8,587.48          | 76.24             |
| J-DIST-91  | 9,383.00          | 67.33             |
| J-DIST-92  | 9,363.00          | 75.98             |
| J-DIST-93  | 9,174.49          | 66.04             |
| J-DIST-94  | 9,018.35          | 44.70             |
| J-DIST-95  | 8,830.70          | 125.88            |
| J-DIST-96  | 9,014.93          | 46.17             |
| J-DIST-97  | 8,529.20          | 101.45            |
| J-DIST-98  | 8,602.45          | 69.76             |
| J-DIST-99  | 8,997.15          | 45.48             |
| J-DIST-100 | 8,809.12          | 126.71            |
| J-DIST-101 | 8,729.06          | 58.37             |
| J-DIST-102 | 8,699.51          | 71.19             |
| J-DIST-103 | 8,559.65          | 55.28             |
| J-DIST-104 | 8,397.43          | 125.37            |
| J-DIST-105 | 8,355.64          | 143.43            |
| J-DIST-106 | 8,296.87          | 57.15             |
| J-DIST-107 | 8,194.94          | 101.19            |
| J-DIST-108 | 8,121.43          | 132.96            |
| J-DIST-109 | 8,007.73          | 84.06             |
| J-DIST-110 | 7,906.76          | 62.04             |
| J-DIST-111 | 7,863.70          | 80.64             |
| J-DIST-112 | 7,817.85          | 100.45            |
| J-DIST-113 | 7,756.54          | 54.07             |
| J-DIST-114 | 7,746.46          | 58.44             |

# SMR Water Model Results

## Max Day Demand

Junction Table - Time: 0.00 hours

| Label      | Elevation<br>(ft) | Pressure<br>(psi) |
|------------|-------------------|-------------------|
| J-DIST-115 | 7,730.69          | 65.26             |
| J-DIST-116 | 7,728.27          | 67.08             |
| J-DIST-117 | 7,775.98          | 118.53            |
| J-DIST-118 | 7,843.02          | 89.52             |
| J-DIST-119 | 7,743.71          | 60.38             |
| J-DIST-120 | 7,710.60          | 74.70             |
| J-DIST-121 | 7,661.80          | 95.82             |
| J-DIST-122 | 7,671.32          | 91.70             |
| J-DIST-123 | 7,631.35          | 108.99            |
| J-DIST-124 | 7,642.61          | 104.12            |
| J-DIST-125 | 7,638.73          | 105.80            |
| J-DIST-126 | 7,634.48          | 107.64            |
| J-DIST-127 | 7,569.53          | 85.72             |
| J-DIST-128 | 7,500.56          | 115.55            |
| J-DIST-129 | 7,491.90          | 119.29            |
| J-DIST-130 | 8,246.44          | 78.95             |
| J-DIST-131 | 8,467.98          | 94.89             |
| J-DIST-132 | 8,760.00          | 45.04             |
| J-DIST-133 | 8,850.74          | 108.73            |
| J-DIST-134 | 8,937.71          | 71.16             |
| J-DIST-135 | 9,158.16          | 73.05             |
| J-DIST-136 | 9,268.95          | 116.69            |
| J-DIST-137 | 9,577.82          | 75.30             |
| J-DIST-138 | 9,220.26          | 46.23             |
| J-DIST-139 | 9,146.00          | 78.36             |
| J-DIST-140 | 9,264.44          | 118.63            |
| J-DIST-141 | 9,251.28          | 124.32            |
| J-DIST-142 | 9,140.22          | 80.86             |
| J-DIST-143 | 8,842.78          | 120.66            |
| J-DIST-144 | 8,933.13          | 81.56             |
| J-DIST-145 | 8,989.67          | 57.09             |
| J-DIST-146 | 8,584.18          | 77.66             |
| J-DIST-147 | 8,706.25          | 68.25             |
| J-DIST-148 | 7,959.18          | 105.04            |
| J-DIST-149 | 8,600.48          | 113.91            |
| J-DIST-150 | 9,375.78          | 70.45             |
| J-DIST-151 | 9,380.75          | 68.30             |
| J-DIST-152 | 9,091.81          | 101.81            |
| J-DIST-153 | 9,000.15          | 52.56             |
| J-DIST-154 | 8,913.97          | 89.84             |
| J-DIST-155 | 8,847.67          | 118.53            |
| J-DIST-156 | 8,447.37          | 103.80            |
| J-DIST-157 | 8,491.90          | 84.53             |
| J-DIST-158 | 9,487.90          | 114.15            |
| J-DIST-159 | 9,471.00          | 120.38            |
| J-DIST-160 | 7,539.12          | 98.86             |
| J-DIST-161 | 9,240.02          | 129.22            |
| J-DIST-162 | 9,455.09          | 126.81            |
| J-DIST-163 | 9,296.55          | 108.06            |
| J-DIST-164 | 9,279.92          | 114.83            |
| J-DIST-165 | 9,404.85          | 57.89             |
| J-DIST-166 | 9,363.00          | 75.99             |
| J-DIST-167 | 9,438.07          | 135.71            |
| J-DIST-168 | 9,480.86          | 117.19            |
| J-DIST-169 | 9,464.01          | 123.98            |
| J-DIST-170 | 7,488.53          | 120.75            |
| J-DIST-171 | 9,265.52          | 120.76            |

# SMR Water Model Results

## Max Day Demand

Junction Table - Time: 0.00 hours

| Label      | Elevation<br>(ft) | Pressure<br>(psi) |
|------------|-------------------|-------------------|
| J-DIST-172 | 9,076.56          | 108.31            |
| J-DIST-173 | 9,126.86          | 86.64             |
| J-DIST-174 | 9,135.41          | 82.94             |
| J-DIST-175 | 9,169.93          | 68.01             |
| J-DIST-176 | 9,132.34          | 84.27             |
| J-DIST-177 | 9,127.58          | 86.33             |
| J-DIST-178 | 9,148.97          | 77.08             |
| J-DIST-179 | 9,154.66          | 74.62             |
| J-DIST-180 | 9,178.72          | 64.21             |
| J-DIST-181 | 9,199.28          | 55.31             |
| J-DIST-182 | 9,220.50          | 46.13             |
| J-DIST-183 | 9,225.03          | 44.17             |
| J-DIST-184 | 9,240.25          | 129.09            |
| J-DIST-185 | 9,273.34          | 114.77            |
| J-DIST-186 | 9,291.10          | 107.08            |
| J-DIST-187 | 9,325.76          | 92.09             |
| J-DIST-188 | 9,350.41          | 81.42             |
| J-DIST-189 | 9,354.43          | 79.69             |
| J-DIST-190 | 9,269.00          | 116.66            |
| J-DIST-191 | 9,263.95          | 118.84            |
| J-DIST-192 | 8,884.48          | 102.60            |
| J-DIST-193 | 8,822.76          | 129.30            |
| J-DIST-194 | 7,555.53          | 91.78             |
| J-DIST-195 | 7,518.78          | 107.67            |
| J-DIST-196 | 7,454.85          | 135.32            |
| J-DIST-197 | 7,886.46          | 70.73             |
| J-DIST-198 | 7,861.38          | 81.58             |
| J-DIST-199 | 7,812.16          | 102.87            |
| J-DIST-200 | 7,637.45          | 106.36            |
| J-DIST-201 | 7,643.94          | 103.55            |
| J-DIST-202 | 7,777.64          | 117.82            |
| J-DIST-203 | 7,839.17          | 91.24             |
| J-DIST-204 | 7,886.08          | 70.97             |
| J-DIST-205 | 7,981.01          | 95.60             |
| J-DIST-206 | 8,046.61          | 67.26             |
| J-DIST-207 | 8,029.97          | 74.45             |
| J-DIST-208 | 8,161.56          | 115.61            |
| J-DIST-209 | 8,323.00          | 45.87             |
| J-DIST-210 | 8,425.86          | 113.09            |
| J-DIST-211 | 8,410.62          | 119.69            |
| J-DIST-212 | 8,467.32          | 95.17             |
| J-DIST-213 | 8,504.23          | 79.23             |
| J-DIST-214 | 8,664.31          | 86.33             |
| J-DIST-215 | 8,710.76          | 66.26             |
| J-DIST-216 | 8,729.53          | 58.14             |
| J-DIST-217 | 8,717.24          | 63.47             |
| J-DIST-218 | 8,669.54          | 84.15             |
| J-DIST-219 | 8,827.11          | 118.94            |
| J-DIST-220 | 8,879.19          | 96.44             |
| J-DIST-221 | 8,968.52          | 57.85             |
| J-DIST-222 | 9,027.86          | 129.36            |
| J-DIST-223 | 9,066.91          | 112.48            |
| J-DIST-224 | 9,353.88          | 79.94             |
| J-DIST-225 | 9,441.43          | 134.25            |
| J-DIST-226 | 9,472.90          | 120.64            |
| J-DIST-227 | 9,242.94          | 127.94            |
| J-DIST-228 | 9,260.65          | 120.27            |



# SMR Water Model Results

## Max Day Demand

Junction Table - Time: 0.00 hours

| Label      | Elevation<br>(ft) | Pressure<br>(psi) |
|------------|-------------------|-------------------|
| J-DIST-229 | 9,271.56          | 115.55            |
| J-DIST-230 | 9,291.50          | 106.92            |
| J-DIST-231 | 9,339.78          | 86.03             |
| J-DIST-232 | 9,366.56          | 74.44             |
| J-DIST-233 | 9,345.45          | 83.58             |
| J-DIST-234 | 9,314.22          | 97.09             |
| J-DIST-235 | 9,274.92          | 114.09            |
| J-DIST-236 | 9,281.31          | 111.33            |
| J-DIST-237 | 9,258.29          | 121.29            |
| J-DIST-238 | 9,266.75          | 117.63            |
| J-DIST-239 | 9,233.40          | 132.06            |
| J-DIST-240 | 9,169.23          | 68.31             |
| J-DIST-241 | 9,150.38          | 76.47             |
| J-DIST-242 | 9,155.77          | 74.14             |
| J-DIST-243 | 9,127.08          | 86.55             |
| J-DIST-244 | 9,123.18          | 88.23             |
| J-DIST-245 | 9,091.68          | 101.86            |
| J-DIST-246 | 9,153.12          | 75.28             |
| J-DIST-247 | 9,146.52          | 78.14             |
| J-DIST-248 | 9,113.50          | 92.43             |
| J-DIST-249 | 9,061.09          | 115.10            |
| J-DIST-250 | 8,998.33          | 53.36             |
| J-DIST-251 | 8,960.91          | 69.55             |
| J-DIST-252 | 8,937.17          | 79.82             |
| J-DIST-253 | 8,943.88          | 76.91             |
| J-DIST-254 | 8,993.70          | 55.36             |
| J-DIST-255 | 9,063.29          | 114.15            |
| J-DIST-256 | 8,911.99          | 90.70             |
| J-DIST-257 | 9,097.94          | 99.16             |
| J-DIST-258 | 8,879.45          | 104.77            |
| J-DIST-259 | 8,953.46          | 72.75             |
| J-DIST-260 | 9,135.86          | 82.75             |
| J-DIST-261 | 8,812.57          | 91.45             |
| J-DIST-262 | 8,753.07          | 117.19            |
| J-DIST-263 | 8,660.03          | 44.85             |
| J-DIST-264 | 8,624.94          | 60.03             |
| J-DIST-265 | 8,713.89          | 134.14            |
| J-DIST-266 | 8,573.42          | 82.32             |
| J-DIST-267 | 8,508.39          | 110.46            |
| J-DIST-268 | 8,619.17          | 62.53             |
| J-DIST-269 | 9,551.71          | 86.59             |
| J-DIST-270 | 9,531.13          | 95.50             |
| J-DIST-271 | 9,508.60          | 5.77              |
| J-DIST-272 | 9,089.46          | 102.82            |
| J-DIST-273 | 9,089.80          | 102.68            |
| J-DIST-274 | 9,068.43          | 111.92            |
| J-DIST-275 | 9,036.85          | 125.58            |
| J-DIST-276 | 9,066.08          | 112.94            |
| J-DIST-277 | 8,803.86          | 137.49            |
| J-DIST-278 | 9,521.50          | 0.18              |
| J-DIST-279 | 9,516.42          | 2.38              |
| J-DIST-280 | 9,523.52          | 98.79             |
| J-DIST-281 | 9,301.58          | 102.57            |
| J-DIST-282 | 9,324.05          | 92.85             |
| J-DIST-283 | 9,330.56          | 90.03             |
| J-DIST-284 | 9,312.21          | 97.97             |
| J-DIST-285 | 9,417.40          | 52.46             |

# SMR Water Model Results

## Max Day Demand

Junction Table - Time: 0.00 hours

| Label      | Elevation<br>(ft) | Pressure<br>(psi) |
|------------|-------------------|-------------------|
| J-DIST-286 | 7,736.94          | 62.56             |
| J-DIST-287 | 7,702.29          | 77.55             |
| J-DIST-288 | 7,683.25          | 85.78             |
| J-DIST-289 | 7,782.81          | 115.57            |
| J-DIST-290 | 7,748.71          | 130.33            |
| J-DIST-291 | 7,758.03          | 126.29            |
| J-DIST-292 | 7,768.48          | 121.77            |
| J-DIST-293 | 7,483.00          | 123.14            |
| J-DIST-294 | 7,585.14          | 128.98            |
| J-DIST-295 | 7,608.37          | 118.94            |
| J-DIST-296 | 7,627.72          | 110.56            |
| J-DIST-297 | 7,673.00          | 90.97             |
| J-DIST-298 | 7,681.10          | 87.47             |
| J-DIST-299 | 7,694.37          | 81.73             |
| J-DIST-300 | 7,711.52          | 74.31             |
| J-DIST-301 | 7,670.69          | 91.97             |
| J-DIST-302 | 9,383.00          | 67.33             |
| J-DIST-303 | 8,960.87          | 69.56             |
| J-DIST-304 | 9,584.69          | 72.32             |
| J-DIST-305 | 9,441.02          | 35.00             |
| J-DIST-306 | 9,468.93          | 22.93             |
| J-DIST-307 | 9,488.37          | 14.51             |
| J-DIST-308 | 9,472.16          | 21.52             |
| J-DIST-309 | 9,420.24          | 143.42            |
| J-DIST-310 | 9,328.38          | 94.84             |
| J-DIST-311 | 9,384.33          | 70.91             |
| J-DIST-312 | 9,237.33          | 130.38            |
| J-DIST-313 | 9,260.15          | 120.95            |
| J-DIST-314 | 9,268.22          | 117.99            |
| J-DIST-315 | 9,266.88          | 118.86            |
| J-DIST-316 | 9,266.25          | 119.38            |
| J-DIST-317 | 9,258.89          | 122.90            |
| J-DIST-318 | 9,262.67          | 121.56            |
| J-DIST-319 | 7,672.53          | 41.39             |
| J-DIST-320 | 9,060.63          | 115.29            |
| J-DIST-321 | 7,824.80          | 97.41             |
| J-DIST-322 | 7,700.65          | 79.01             |
| J-DIST-323 | 7,763.38          | 51.87             |
| J-DIST-324 | 7,772.87          | 47.77             |
| J-DIST-325 | 7,757.10          | 54.62             |
| J-DIST-326 | 7,746.53          | 59.19             |
| J-DIST-327 | 7,917.00          | 57.61             |
| J-DIST-328 | 8,587.07          | 43.44             |
| J-DIST-329 | 7,525.07          | 104.96            |
| J-DIST-330 | 7,518.36          | 107.86            |
| J-DIST-331 | 7,513.00          | 110.18            |
| J-DIST-332 | 7,504.39          | 113.91            |
| J-DIST-333 | 7,494.19          | 118.32            |
| J-DIST-334 | 7,493.00          | 118.84            |
| J-DIST-335 | 7,826.53          | 96.66             |
| J-DIST-336 | 7,780.05          | 116.77            |
| J-DIST-337 | 7,873.46          | 76.35             |
| J-DIST-338 | 7,763.00          | 124.14            |
| J-DIST-339 | 9,081.67          | 106.19            |
| J-DIST-340 | 9,141.66          | 80.24             |
| J-DIST-341 | 9,463.00          | 124.42            |
| J-DIST-342 | 9,305.67          | 104.42            |

# SMR Water Model Results

## Max Day Demand

Junction Table - Time: 0.00 hours

| Label      | Elevation<br>(ft) | Pressure<br>(psi) |
|------------|-------------------|-------------------|
| J-DIST-343 | 9,268.66          | 119.70            |
| J-DIST-344 | 8,861.87          | 112.38            |
| J-DIST-360 | 9,420.33          | 43.95             |
| J-DIST-370 | 9,265.81          | 118.04            |
| J-EX-2     | 7,437.33          | 142.88            |
| J-EX-3     | 7,476.22          | 126.07            |
| J-EX-4     | 7,589.52          | 76.99             |
| J-EX-5     | 7,493.00          | 118.84            |
| J-TM-1     | 7,545.27          | 689.96            |
| J-TM-2     | 7,455.75          | 728.69            |
| J-TM-3     | 7,471.58          | 721.85            |
| J-TM-4     | 7,499.50          | 709.77            |
| J-TM-5     | 7,535.65          | 694.13            |
| J-TM-6     | 7,605.83          | 663.76            |
| J-TM-7     | 7,638.14          | 649.78            |
| J-TM-8     | 7,639.16          | 649.34            |
| J-TM-9     | 7,676.25          | 633.30            |
| J-TM-10    | 7,683.32          | 630.24            |
| J-TM-11    | 7,763.00          | 595.76            |
| J-TM-12    | 7,816.53          | 572.60            |
| J-TM-13    | 7,863.09          | 552.46            |
| J-TM-14    | 7,905.54          | 534.09            |
| J-TM-15    | 7,930.73          | 523.19            |
| J-TM-16    | 7,958.02          | 511.39            |
| J-TM-17    | 8,060.16          | 467.19            |
| J-TM-18    | 8,122.63          | 440.17            |
| J-TM-19    | 8,196.00          | 408.42            |
| J-TM-20    | 8,226.70          | 395.14            |
| J-TM-21    | 8,295.65          | 365.31            |
| J-TM-22    | 8,355.22          | 339.54            |
| J-TM-23    | 8,467.86          | 290.80            |
| J-TM-24    | 8,558.72          | 251.49            |
| J-TM-25    | 8,629.70          | 220.78            |
| J-TM-26    | 8,006.56          | 490.38            |
| J-TM-27    | 7,776.35          | 589.99            |
| J-TM-28    | 7,726.60          | 611.51            |
| J-TM-29    | 7,630.29          | 653.18            |
| J-TM-30    | 7,640.79          | 648.64            |
| J-TM-31    | 7,633.62          | 651.74            |
| J-TM-32    | 7,566.11          | 680.95            |
| J-TM-33    | 7,482.58          | 717.09            |
| J-TM-34    | 7,492.62          | 712.74            |
| J-TM-35    | 7,678.17          | 632.46            |
| J-TM-36    | 7,702.08          | 622.12            |
| J-TM-37    | 7,595.67          | 668.16            |
| J-TM-38    | 8,245.32          | 387.09            |
| J-TM-39    | 8,398.61          | 320.76            |
| J-TM-40    | 8,439.45          | 303.09            |
| J-TM-41    | 8,502.35          | 275.88            |
| J-TM-42    | 8,602.02          | 232.76            |
| J-TM-43    | 8,662.55          | 588.68            |
| J-TM-44    | 8,693.90          | 575.12            |
| J-TM-45    | 8,730.07          | 559.47            |
| J-TM-46    | 8,731.30          | 558.94            |
| J-TM-47    | 8,810.35          | 524.74            |
| J-TM-48    | 8,761.23          | 545.99            |
| J-TM-49    | 8,851.77          | 506.81            |

# SMR Water Model Results

## Max Day Demand

Junction Table - Time: 0.00 hours

| Label   | Elevation<br>(ft) | Pressure<br>(psi) |
|---------|-------------------|-------------------|
| J-TM-50 | 8,904.80          | 483.87            |
| J-TM-51 | 8,938.84          | 469.14            |
| J-TM-52 | 8,998.89          | 443.16            |
| J-TM-53 | 9,088.64          | 404.33            |
| J-TM-54 | 9,241.35          | 338.26            |
| J-TM-55 | 9,159.41          | 373.71            |
| J-TM-56 | 8,706.42          | 569.70            |
| J-TM-57 | 9,266.96          | 327.18            |
| J-TM-58 | 9,350.30          | 291.12            |
| J-TM-59 | 9,473.29          | 237.91            |
| J-TM-60 | 9,503.46          | 224.86            |
| J-TM-61 | 7,635.16          | 651.07            |
| J-TM-62 | 7,635.74          | 650.82            |
| J-TM-63 | 7,644.76          | 646.92            |
| J-TM-64 | 7,580.28          | 674.82            |
| J-TM-65 | 7,838.01          | 563.31            |
| J-TM-66 | 7,884.68          | 543.12            |
| J-TM-67 | 7,980.94          | 501.47            |
| J-TM-68 | 8,045.32          | 473.62            |
| J-TM-69 | 8,029.15          | 480.61            |
| J-TM-70 | 8,162.78          | 422.80            |
| J-TM-71 | 8,323.00          | 353.48            |
| J-TM-72 | 8,426.04          | 308.90            |
| J-TM-73 | 8,489.84          | 281.29            |
| J-TM-74 | 8,524.51          | 266.29            |
| J-TM-75 | 8,718.50          | 564.47            |
| J-TM-76 | 8,827.48          | 517.32            |
| J-TM-77 | 8,880.27          | 494.48            |
| J-TM-78 | 8,969.79          | 455.75            |
| J-TM-79 | 9,029.41          | 429.96            |
| J-TM-80 | 9,067.98          | 413.27            |
| J-TM-81 | 9,204.98          | 354.00            |
| J-TM-82 | 9,270.25          | 325.76            |
| J-TM-83 | 9,320.24          | 304.13            |
| J-TM-84 | 9,370.67          | 282.31            |
| J-TM-85 | 9,404.87          | 267.51            |
| J-TM-86 | 9,441.85          | 251.51            |
| J-TM-87 | 9,496.54          | 227.85            |
| J-TM-88 | 7,455.29          | 728.90            |
| J-TM-89 | 7,534.85          | 694.47            |
| J-TM-90 | 7,517.78          | 701.86            |
| J-TM-91 | 7,556.26          | 685.21            |

# SMR Water Model Results

## Max Day Demand

Pipe Table - Time: 0.00 hours

| Label   | Length<br>(ft) | Diameter<br>(in) | Flow<br>(gpm) | Velocity<br>(ft/s) |
|---------|----------------|------------------|---------------|--------------------|
| DIST-1  | 658            | 12.0             | -170.55       | 0.48               |
| DIST-2  | 265            | 12.0             | -174.08       | 0.49               |
| DIST-3  | 213            | 12.0             | -174.08       | 0.49               |
| DIST-4  | 99             | 12.0             | 174.08        | 0.49               |
| DIST-5  | 79             | 12.0             | -174.07       | 0.49               |
| DIST-6  | 502            | 12.0             | 6.27          | 0.02               |
| DIST-7  | 55             | 12.0             | 4.64          | 0.01               |
| DIST-8  | 461            | 12.0             | 4.30          | 0.01               |
| DIST-9  | 346            | 12.0             | 3.61          | 0.01               |
| DIST-10 | 445            | 12.0             | 2.70          | 0.01               |
| DIST-11 | 435            | 12.0             | 2.13          | 0.01               |
| DIST-12 | 11             | 12.0             | 1.96          | 0.01               |
| DIST-13 | 368            | 12.0             | 1.95          | 0.01               |
| DIST-14 | 504            | 12.0             | 1.47          | 0.00               |
| DIST-15 | 15             | 12.0             | -183.43       | 0.52               |
| DIST-16 | 148            | 12.0             | -183.43       | 0.52               |
| DIST-17 | 229            | 12.0             | -189.03       | 0.54               |
| DIST-18 | 657            | 12.0             | -190.51       | 0.54               |
| DIST-19 | 373            | 12.0             | -192.84       | 0.55               |
| DIST-20 | 422            | 12.0             | -193.05       | 0.55               |
| DIST-21 | 403            | 12.0             | -193.68       | 0.55               |
| DIST-22 | 292            | 12.0             | -194.53       | 0.55               |
| DIST-23 | 155            | 12.0             | -195.17       | 0.55               |
| DIST-24 | 72             | 12.0             | -195.59       | 0.55               |
| DIST-25 | 136            | 12.0             | -195.63       | 0.55               |
| DIST-26 | 314            | 12.0             | -195.84       | 0.56               |
| DIST-27 | 313            | 12.0             | -196.26       | 0.56               |
| DIST-28 | 409            | 12.0             | -196.48       | 0.56               |
| DIST-29 | 299            | 12.0             | -196.48       | 0.56               |
| DIST-30 | 372            | 12.0             | -196.48       | 0.56               |
| DIST-31 | 161            | 12.0             | -196.69       | 0.56               |
| DIST-32 | 503            | 12.0             | -197.75       | 0.56               |
| DIST-33 | 153            | 12.0             | -197.73       | 0.56               |
| DIST-34 | 410            | 12.0             | -198.78       | 0.56               |
| DIST-35 | 497            | 12.0             | -199.84       | 0.57               |
| DIST-36 | 520            | 12.0             | -200.48       | 0.57               |
| DIST-37 | 533            | 12.0             | -200.90       | 0.57               |
| DIST-38 | 651            | 12.0             | -201.96       | 0.57               |
| DIST-39 | 412            | 12.0             | -203.23       | 0.58               |
| DIST-40 | 151            | 12.0             | -204.07       | 0.58               |
| DIST-41 | 175            | 12.0             | -204.07       | 0.58               |
| DIST-42 | 530            | 12.0             | -204.68       | 0.58               |
| DIST-43 | 399            | 12.0             | -205.85       | 0.58               |
| DIST-44 | 239            | 12.0             | -206.79       | 0.59               |
| DIST-45 | 156            | 12.0             | -210.20       | 0.60               |
| DIST-46 | 210            | 12.0             | -211.68       | 0.60               |
| DIST-47 | 270            | 12.0             | -211.89       | 0.60               |
| DIST-48 | 250            | 12.0             | -212.10       | 0.60               |
| DIST-49 | 183            | 12.0             | -212.10       | 0.60               |
| DIST-50 | 528            | 12.0             | -212.70       | 0.60               |
| DIST-51 | 492            | 12.0             | -213.88       | 0.61               |
| DIST-52 | 50             | 12.0             | -214.45       | 0.61               |
| DIST-53 | 113            | 12.0             | -214.45       | 0.61               |
| DIST-54 | 562            | 12.0             | -214.63       | 0.61               |
| DIST-55 | 247            | 12.0             | -215.02       | 0.61               |
| DIST-56 | 458            | 12.0             | -215.23       | 0.61               |
| DIST-57 | 406            | 12.0             | -216.73       | 0.61               |

# SMR Water Model Results

## Max Day Demand

Pipe Table - Time: 0.00 hours

| Label    | Length<br>(ft) | Diameter<br>(in) | Flow<br>(gpm) | Velocity<br>(ft/s) |
|----------|----------------|------------------|---------------|--------------------|
| DIST-58  | 266            | 12.0             | -216.73       | 0.61               |
| DIST-59  | 323            | 12.0             | -216.73       | 0.61               |
| DIST-60  | 373            | 12.0             | -216.73       | 0.61               |
| DIST-61  | 528            | 12.0             | -218.18       | 0.62               |
| DIST-62  | 112            | 12.0             | -218.18       | 0.62               |
| DIST-63  | 416            | 12.0             | -218.18       | 0.62               |
| DIST-64  | 321            | 12.0             | -218.42       | 0.62               |
| DIST-65  | 371            | 12.0             | -218.90       | 0.62               |
| DIST-66  | 360            | 12.0             | -219.14       | 0.62               |
| DIST-67  | 338            | 12.0             | -219.39       | 0.62               |
| DIST-68  | 449            | 12.0             | -219.87       | 0.62               |
| DIST-69  | 337            | 12.0             | -220.11       | 0.62               |
| DIST-70  | 290            | 12.0             | -220.11       | 0.62               |
| DIST-71  | 122            | 12.0             | 220.11        | 0.62               |
| DIST-72  | 351            | 12.0             | -220.11       | 0.62               |
| DIST-73  | 387            | 12.0             | -220.11       | 0.62               |
| DIST-74  | 132            | 12.0             | -220.11       | 0.62               |
| DIST-75  | 121            | 12.0             | -220.11       | 0.62               |
| DIST-76  | 741            | 12.0             | -220.11       | 0.62               |
| DIST-77  | 824            | 12.0             | -220.11       | 0.62               |
| DIST-78  | 466            | 8.0              | 2.59          | 0.02               |
| DIST-79  | 394            | 8.0              | 1.21          | 0.01               |
| DIST-80  | 320            | 8.0              | 1.51          | 0.01               |
| DIST-81  | 262            | 8.0              | 1.11          | 0.01               |
| DIST-82  | 314            | 8.0              | 0.54          | 0.00               |
| DIST-83  | 333            | 8.0              | -0.17         | 0.00               |
| DIST-84  | 409            | 8.0              | -1.20         | 0.01               |
| DIST-85  | 556            | 12.0             | 15.41         | 0.04               |
| DIST-86  | 460            | 12.0             | 14.92         | 0.04               |
| DIST-87  | 466            | 12.0             | 14.53         | 0.04               |
| DIST-88  | 378            | 12.0             | 13.96         | 0.04               |
| DIST-89  | 286            | 12.0             | 13.61         | 0.04               |
| DIST-90  | 206            | 12.0             | 13.61         | 0.04               |
| DIST-91  | 404            | 12.0             | 13.25         | 0.04               |
| DIST-92  | 246            | 12.0             | 12.53         | 0.04               |
| DIST-93  | 316            | 12.0             | 5.98          | 0.02               |
| DIST-94  | 472            | 12.0             | 5.44          | 0.02               |
| DIST-95  | 51             | 12.0             | 0.00          | 0.00               |
| DIST-96  | 274            | 12.0             | 0.00          | 0.00               |
| DIST-97  | 293            | 12.0             | -1.80         | 0.01               |
| DIST-98  | 198            | 12.0             | -2.70         | 0.01               |
| DIST-99  | 372            | 8.0              | 5.30          | 0.03               |
| DIST-100 | 685            | 8.0              | 4.11          | 0.03               |
| DIST-101 | 355            | 8.0              | 3.16          | 0.02               |
| DIST-102 | 246            | 8.0              | 2.35          | 0.01               |
| DIST-103 | 135            | 8.0              | 1.14          | 0.01               |
| DIST-104 | 88             | 8.0              | 0.98          | 0.01               |
| DIST-105 | 259            | 8.0              | 46.14         | 0.29               |
| DIST-106 | 272            | 8.0              | 43.03         | 0.27               |
| DIST-107 | 146            | 8.0              | 43.03         | 0.27               |
| DIST-108 | 194            | 8.0              | 37.84         | 0.24               |
| DIST-109 | 355            | 8.0              | 11.27         | 0.07               |
| DIST-110 | 391            | 8.0              | 10.74         | 0.07               |
| DIST-111 | 366            | 8.0              | 10.21         | 0.07               |
| DIST-112 | 337            | 8.0              | 5.49          | 0.04               |
| DIST-113 | 339            | 8.0              | 3.57          | 0.02               |
| DIST-114 | 150            | 8.0              | 1.97          | 0.01               |

# SMR Water Model Results

## Max Day Demand

Pipe Table - Time: 0.00 hours

| Label    | Length<br>(ft) | Diameter<br>(in) | Flow<br>(gpm) | Velocity<br>(ft/s) |
|----------|----------------|------------------|---------------|--------------------|
| DIST-115 | 519            | 8.0              | 1.08          | 0.01               |
| DIST-116 | 50             | 8.0              | 5.39          | 0.03               |
| DIST-117 | 138            | 8.0              | -5.39         | 0.03               |
| DIST-118 | 324            | 8.0              | 5.03          | 0.03               |
| DIST-119 | 375            | 8.0              | 5.03          | 0.03               |
| DIST-120 | 211            | 8.0              | 0.72          | 0.00               |
| DIST-121 | 133            | 12.0             | (N/A)         | (N/A)              |
| DIST-122 | 441            | 8.0              | 1.26          | 0.01               |
| DIST-123 | 271            | 8.0              | 0.90          | 0.01               |
| DIST-124 | 322            | 8.0              | 0.54          | 0.00               |
| DIST-125 | 280            | 12.0             | -1.20         | 0.00               |
| DIST-126 | 231            | 12.0             | -1.93         | 0.01               |
| DIST-127 | 384            | 12.0             | -2.65         | 0.01               |
| DIST-128 | 251            | 12.0             | -3.13         | 0.01               |
| DIST-129 | 237            | 12.0             | 379.99        | 1.08               |
| DIST-130 | 242            | 12.0             | 7.61          | 0.02               |
| DIST-131 | 158            | 12.0             | 7.61          | 0.02               |
| DIST-132 | 363            | 12.0             | 3.41          | 0.01               |
| DIST-133 | 272            | 12.0             | 3.05          | 0.01               |
| DIST-134 | 481            | 12.0             | -0.71         | 0.00               |
| DIST-135 | 116            | 12.0             | -1.53         | 0.00               |
| DIST-136 | 350            | 12.0             | -2.00         | 0.01               |
| DIST-137 | 166            | 12.0             | -2.60         | 0.01               |
| DIST-138 | 374            | 12.0             | -5.14         | 0.01               |
| DIST-139 | 358            | 12.0             | 52.31         | 0.15               |
| DIST-140 | 126            | 12.0             | 52.31         | 0.15               |
| DIST-141 | 193            | 12.0             | 52.31         | 0.15               |
| DIST-142 | 823            | 12.0             | 52.31         | 0.15               |
| DIST-143 | 484            | 12.0             | 16.71         | 0.05               |
| DIST-144 | 238            | 12.0             | 16.11         | 0.05               |
| DIST-145 | 774            | 12.0             | 0.36          | 0.00               |
| DIST-146 | 399            | 12.0             | 0.00          | 0.00               |
| DIST-147 | 70             | 12.0             | 0.00          | 0.00               |
| DIST-148 | 525            | 12.0             | -0.36         | 0.00               |
| DIST-149 | 435            | 12.0             | -1.07         | 0.00               |
| DIST-150 | 350            | 12.0             | -6.42         | 0.02               |
| DIST-151 | 288            | 12.0             | -6.42         | 0.02               |
| DIST-152 | 919            | 8.0              | 6.09          | 0.04               |
| DIST-153 | 505            | 8.0              | -0.34         | 0.00               |
| DIST-154 | 368            | 8.0              | -1.41         | 0.01               |
| DIST-155 | 237            | 8.0              | 1.43          | 0.01               |
| DIST-156 | 462            | 8.0              | 4.63          | 0.03               |
| DIST-157 | 756            | 8.0              | 3.92          | 0.02               |
| DIST-158 | 354            | 8.0              | 15.04         | 0.10               |
| DIST-159 | 330            | 8.0              | 13.61         | 0.09               |
| DIST-160 | 399            | 8.0              | 12.18         | 0.08               |
| DIST-161 | 366            | 8.0              | 12.18         | 0.08               |
| DIST-162 | 625            | 8.0              | 10.40         | 0.07               |
| DIST-163 | 361            | 8.0              | 1.79          | 0.01               |
| DIST-164 | 293            | 8.0              | 3.39          | 0.02               |
| DIST-165 | 327            | 8.0              | 0.97          | 0.01               |
| DIST-166 | 311            | 8.0              | -1.44         | 0.01               |
| DIST-167 | 337            | 8.0              | -2.59         | 0.02               |
| DIST-168 | 629            | 8.0              | 5.36          | 0.03               |
| DIST-169 | 638            | 8.0              | 3.93          | 0.03               |
| DIST-170 | 770            | 8.0              | 1.79          | 0.01               |
| DIST-171 | 194            | 12.0             | -12.86        | 0.04               |



# SMR Water Model Results

## Max Day Demand

Pipe Table - Time: 0.00 hours

| Label    | Length<br>(ft) | Diameter<br>(in) | Flow<br>(gpm) | Velocity<br>(ft/s) |
|----------|----------------|------------------|---------------|--------------------|
| DIST-172 | 307            | 12.0             | -12.86        | 0.04               |
| DIST-173 | 321            | 12.0             | -12.86        | 0.04               |
| DIST-174 | 186            | 12.0             | -13.22        | 0.04               |
| DIST-175 | 287            | 12.0             | -14.29        | 0.04               |
| DIST-176 | 485            | 12.0             | -14.29        | 0.04               |
| DIST-177 | 234            | 12.0             | -15.72        | 0.04               |
| DIST-178 | 338            | 12.0             | -16.43        | 0.05               |
| DIST-179 | 626            | 12.0             | -16.79        | 0.05               |
| DIST-180 | 205            | 12.0             | -17.15        | 0.05               |
| DIST-181 | 467            | 12.0             | -8.72         | 0.02               |
| DIST-182 | 209            | 12.0             | -8.72         | 0.02               |
| DIST-183 | 295            | 12.0             | 14.23         | 0.04               |
| DIST-184 | 219            | 8.0              | 14.23         | 0.09               |
| DIST-185 | 278            | 8.0              | 12.43         | 0.08               |
| DIST-186 | 291            | 8.0              | 12.43         | 0.08               |
| DIST-187 | 210            | 8.0              | 12.43         | 0.08               |
| DIST-188 | 300            | 8.0              | 6.36          | 0.04               |
| DIST-189 | 272            | 8.0              | 6.36          | 0.04               |
| DIST-190 | 294            | 8.0              | 6.36          | 0.04               |
| DIST-191 | 300            | 8.0              | 0.16          | 0.00               |
| DIST-192 | 236            | 8.0              | -8.43         | 0.05               |
| DIST-193 | 208            | 8.0              | -8.79         | 0.06               |
| DIST-194 | 388            | 8.0              | -9.86         | 0.06               |
| DIST-195 | 355            | 8.0              | -10.57        | 0.07               |
| DIST-196 | 25             | 8.0              | -10.57        | 0.07               |
| DIST-197 | 363            | 8.0              | -10.57        | 0.07               |
| DIST-198 | 356            | 8.0              | 0.57          | 0.00               |
| DIST-199 | 370            | 8.0              | 11.84         | 0.08               |
| DIST-200 | 181            | 8.0              | -11.49        | 0.07               |
| DIST-201 | 229            | 8.0              | -11.49        | 0.07               |
| DIST-202 | 229            | 8.0              | -11.60        | 0.07               |
| DIST-203 | 161            | 8.0              | 0.32          | 0.00               |
| DIST-204 | 291            | 8.0              | -12.29        | 0.08               |
| DIST-205 | 300            | 8.0              | -13.09        | 0.08               |
| DIST-206 | 89             | 12.0             | 50.21         | 0.14               |
| DIST-207 | 254            | 8.0              | -13.32        | 0.08               |
| DIST-208 | 229            | 8.0              | -13.32        | 0.08               |
| DIST-209 | 131            | 8.0              | 1.49          | 0.01               |
| DIST-210 | 333            | 12.0             | 32.56         | 0.09               |
| DIST-211 | 440            | 8.0              | 0.80          | 0.01               |
| DIST-212 | 205            | 12.0             | 17.19         | 0.05               |
| DIST-213 | 100            | 12.0             | 25.85         | 0.07               |
| DIST-214 | 351            | 12.0             | 50.00         | 0.14               |
| DIST-215 | 358            | 12.0             | 35.36         | 0.10               |
| DIST-216 | 479            | 12.0             | 34.76         | 0.10               |
| DIST-217 | 431            | 12.0             | 68.13         | 0.19               |
| DIST-218 | 659            | 12.0             | 34.16         | 0.10               |
| DIST-219 | 232            | 12.0             | 34.16         | 0.10               |
| DIST-220 | 54             | 12.0             | 66.18         | 0.19               |
| DIST-221 | 412            | 12.0             | 33.09         | 0.09               |
| DIST-222 | 456            | 12.0             | 32.37         | 0.09               |
| DIST-223 | 348            | 12.0             | 64.35         | 0.18               |
| DIST-224 | 615            | 12.0             | 31.66         | 0.09               |
| DIST-225 | 268            | 12.0             | 31.30         | 0.09               |
| DIST-226 | 147            | 12.0             | 38.48         | 0.11               |
| DIST-227 | 414            | 12.0             | 38.48         | 0.11               |
| DIST-228 | 164            | 12.0             | 38.48         | 0.11               |

# SMR Water Model Results

## Max Day Demand

Pipe Table - Time: 0.00 hours

| Label    | Length<br>(ft) | Diameter<br>(in) | Flow<br>(gpm) | Velocity<br>(ft/s) |
|----------|----------------|------------------|---------------|--------------------|
| DIST-229 | 158            | 12.0             | 38.48         | 0.11               |
| DIST-230 | 263            | 8.0              | 1.27          | 0.01               |
| DIST-231 | 326            | 8.0              | 1.06          | 0.01               |
| DIST-232 | 393            | 12.0             | 25.74         | 0.07               |
| DIST-233 | 418            | 8.0              | 372.02        | 2.37               |
| DIST-234 | 491            | 8.0              | 369.38        | 2.36               |
| DIST-235 | 268            | 8.0              | 1.60          | 0.01               |
| DIST-236 | 251            | 8.0              | 0.80          | 0.01               |
| DIST-237 | 54             | 8.0              | 0.00          | 0.00               |
| DIST-238 | 131            | 8.0              | 0.00          | 0.00               |
| DIST-239 | 288            | 8.0              | 1.60          | 0.01               |
| DIST-240 | 302            | 8.0              | 0.57          | 0.00               |
| DIST-241 | 242            | 8.0              | 10.70         | 0.07               |
| DIST-242 | 204            | 8.0              | 10.24         | 0.07               |
| DIST-243 | 314            | 12.0             | -220.49       | 0.63               |
| DIST-244 | 63             | 12.0             | -220.50       | 0.63               |
| DIST-245 | 116            | 12.0             | 142.70        | 0.40               |
| DIST-246 | 231            | 8.0              | 1.37          | 0.01               |
| DIST-247 | 232            | 8.0              | 0.69          | 0.00               |
| DIST-248 | 390            | 12.0             | -68.47        | 0.19               |
| DIST-249 | 311            | 12.0             | -68.93        | 0.20               |
| DIST-250 | 188            | 12.0             | -84.19        | 0.24               |
| DIST-251 | 334            | 12.0             | -84.54        | 0.24               |
| DIST-252 | 345            | 12.0             | -84.90        | 0.24               |
| DIST-253 | 384            | 8.0              | 368.33        | 2.35               |
| DIST-254 | 354            | 12.0             | -142.70       | 0.40               |
| DIST-255 | 56             | 8.0              | 367.52        | 2.35               |
| DIST-256 | 260            | 8.0              | 367.53        | 2.35               |
| DIST-257 | 231            | 8.0              | 367.53        | 2.35               |
| DIST-258 | 217            | 8.0              | 367.53        | 2.35               |
| DIST-259 | 364            | 8.0              | 365.37        | 2.33               |
| DIST-260 | 298            | 12.0             | 38.48         | 0.11               |
| DIST-260 | 22             | 12.0             | -142.70       | 0.40               |
| DIST-261 | 348            | 12.0             | 38.48         | 0.11               |
| DIST-261 | 320            | 12.0             | -142.70       | 0.40               |
| DIST-262 | 517            | 12.0             | 13.47         | 0.04               |
| DIST-263 | 582            | 12.0             | 13.47         | 0.04               |
| DIST-264 | 377            | 12.0             | 13.47         | 0.04               |
| DIST-265 | 259            | 12.0             | 13.47         | 0.04               |
| DIST-266 | 188            | 12.0             | 13.47         | 0.04               |
| DIST-267 | 454            | 12.0             | 13.47         | 0.04               |
| DIST-268 | 270            | 12.0             | 13.47         | 0.04               |
| DIST-269 | 394            | 8.0              | 2.14          | 0.01               |
| DIST-270 | 506            | 8.0              | 2.14          | 0.01               |
| DIST-271 | 551            | 8.0              | 2.14          | 0.01               |
| DIST-272 | 428            | 8.0              | 1.43          | 0.01               |
| DIST-273 | 606            | 8.0              | 3.57          | 0.02               |
| DIST-274 | 507            | 8.0              | 3.22          | 0.02               |
| DIST-275 | 524            | 8.0              | 2.14          | 0.01               |
| DIST-276 | 625            | 12.0             | 7.03          | 0.02               |
| DIST-277 | 558            | 8.0              | 4.23          | 0.03               |
| DIST-278 | 610            | 8.0              | 1.79          | 0.01               |
| DIST-279 | 476            | 8.0              | 1.07          | 0.01               |
| DIST-280 | 425            | 8.0              | 0.71          | 0.00               |
| DIST-281 | 167            | 12.0             | 151.30        | 0.43               |
| DIST-282 | 103            | 12.0             | 151.29        | 0.43               |
| DIST-283 | 269            | 8.0              | 363.20        | 2.32               |

# SMR Water Model Results

## Max Day Demand

Pipe Table - Time: 0.00 hours

| Label    | Length<br>(ft) | Diameter<br>(in) | Flow<br>(gpm) | Velocity<br>(ft/s) |
|----------|----------------|------------------|---------------|--------------------|
| DIST-284 | 231            | 8.0              | 5.97          | 0.04               |
| DIST-285 | 269            | 8.0              | 2.06          | 0.01               |
| DIST-286 | 342            | 8.0              | 1.14          | 0.01               |
| DIST-287 | 281            | 8.0              | 3.57          | 0.02               |
| DIST-288 | 213            | 8.0              | 1.62          | 0.01               |
| DIST-289 | 311            | 8.0              | 0.90          | 0.01               |
| DIST-290 | 226            | 12.0             | -23.98        | 0.07               |
| DIST-291 | 248            | 12.0             | -24.55        | 0.07               |
| DIST-292 | 211            | 12.0             | -25.47        | 0.07               |
| DIST-293 | 295            | 12.0             | 26.38         | 0.07               |
| DIST-294 | 163            | 12.0             | 26.38         | 0.07               |
| DIST-295 | 357            | 12.0             | -27.41        | 0.08               |
| DIST-296 | 424            | 12.0             | -28.67        | 0.08               |
| DIST-297 | 426            | 12.0             | -29.58        | 0.08               |
| DIST-298 | 458            | 12.0             | -30.73        | 0.09               |
| DIST-299 | 265            | 12.0             | -32.10        | 0.09               |
| DIST-300 | 286            | 12.0             | -32.10        | 0.09               |
| DIST-301 | 326            | 8.0              | -14.92        | 0.10               |
| DIST-302 | 155            | 8.0              | -14.92        | 0.10               |
| DIST-303 | 509            | 8.0              | 7.18          | 0.05               |
| DIST-304 | 495            | 8.0              | 7.18          | 0.05               |
| DIST-305 | 68             | 12.0             | 383.60        | 1.09               |
| DIST-306 | 139            | 12.0             | 380.23        | 1.08               |
| DIST-307 | 317            | 12.0             | 0.00          | 0.00               |
| DIST-308 | 363            | 12.0             | 0.00          | 0.00               |
| DIST-309 | 157            | 12.0             | -0.01         | 0.00               |
| DIST-310 | 240            | 12.0             | -0.01         | 0.00               |
| DIST-311 | 343            | 12.0             | 0.00          | 0.00               |
| DIST-312 | 85             | 12.0             | -0.01         | 0.00               |
| DIST-313 | 69             | 12.0             | -383.60       | 1.09               |
| DIST-314 | 81             | 12.0             | 383.60        | 1.09               |
| DIST-315 | 276            | 8.0              | -2.02         | 0.01               |
| DIST-316 | 231            | 8.0              | -3.04         | 0.02               |
| DIST-317 | 511            | 8.0              | 1.14          | 0.01               |
| DIST-318 | 421            | 8.0              | 0.57          | 0.00               |
| DIST-319 | 554            | 8.0              | 5.47          | 0.03               |
| DIST-320 | 695            | 8.0              | -3.56         | 0.02               |
| DIST-321 | 34             | 12.0             | 383.60        | 1.09               |
| DIST-322 | 89             | 12.0             | 3.37          | 0.01               |
| DIST-323 | 291            | 8.0              | 1.60          | 0.01               |
| DIST-324 | 227            | 8.0              | 1.14          | 0.01               |
| DIST-325 | 198            | 8.0              | 0.57          | 0.00               |
| DIST-326 | 150            | 12.0             | 0.00          | 0.00               |
| DIST-327 | 287            | 8.0              | 3.59          | 0.02               |
| DIST-328 | 321            | 8.0              | 2.50          | 0.02               |
| DIST-329 | 397            | 8.0              | 1.30          | 0.01               |
| DIST-330 | 272            | 8.0              | 0.98          | 0.01               |
| DIST-331 | 215            | 8.0              | 0.33          | 0.00               |
| DIST-332 | 252            | 12.0             | -5.08         | 0.01               |
| DIST-333 | 375            | 8.0              | 4.90          | 0.03               |
| DIST-334 | 338            | 8.0              | 4.36          | 0.03               |
| DIST-335 | 336            | 8.0              | 3.67          | 0.02               |
| DIST-336 | 351            | 8.0              | 2.70          | 0.02               |
| DIST-337 | 217            | 8.0              | 2.04          | 0.01               |
| DIST-338 | 182            | 8.0              | 0.74          | 0.00               |
| DIST-339 | 195            | 8.0              | 0.09          | 0.00               |
| DIST-340 | 175            | 8.0              | 0.49          | 0.00               |

# SMR Water Model Results

## Max Day Demand

Pipe Table - Time: 0.00 hours

| Label    | Length<br>(ft) | Diameter<br>(in) | Flow<br>(gpm) | Velocity<br>(ft/s) |
|----------|----------------|------------------|---------------|--------------------|
| DIST-341 | 396            | 8.0              | -9.12         | 0.06               |
| DIST-342 | 44             | 12.0             | 0.01          | 0.00               |
| DIST-343 | 30             | 12.0             | 0.00          | 0.00               |
| DIST-344 | 32             | 12.0             | 0.00          | 0.00               |
| DIST-345 | 389            | 8.0              | -363.20       | 2.32               |
| DIST-346 | 462            | 8.0              | -363.20       | 2.32               |
| DIST-347 | 259            | 8.0              | -363.20       | 2.32               |
| DIST-348 | 214            | 8.0              | -363.20       | 2.32               |
| DIST-349 | 293            | 8.0              | -363.20       | 2.32               |
| DIST-350 | 256            | 8.0              | -363.20       | 2.32               |
| DIST-351 | 379            | 8.0              | -363.20       | 2.32               |
| DIST-352 | 259            | 8.0              | 0.00          | 0.00               |
| DIST-353 | 196            | 8.0              | -0.56         | 0.00               |
| DIST-354 | 177            | 8.0              | -0.56         | 0.00               |
| DIST-355 | 20             | 8.0              | 0.00          | 0.00               |
| DIST-356 | 354            | 8.0              | 0.00          | 0.00               |
| DIST-357 | 362            | 8.0              | 0.00          | 0.00               |
| DIST-358 | 28             | 12.0             | 0.00          | 0.00               |
| DIST-359 | 193            | 12.0             | -52.14        | 0.15               |
| DIST-360 | 177            | 12.0             | -52.14        | 0.15               |
| DIST-361 | 247            | 12.0             | -69.52        | 0.20               |
| DIST-362 | 256            | 12.0             | -69.52        | 0.20               |
| DIST-363 | 209            | 12.0             | -69.52        | 0.20               |
| DIST-364 | 150            | 12.0             | -69.52        | 0.20               |
| DIST-365 | 154            | 12.0             | -69.52        | 0.20               |
| DIST-366 | 454            | 8.0              | -4.30         | 0.03               |
| DIST-367 | 342            | 8.0              | -0.46         | 0.00               |
| DIST-368 | 525            | 8.0              | 1.03          | 0.01               |
| DIST-369 | 264            | 8.0              | -366.09       | 2.34               |
| DIST-370 | 293            | 8.0              | 1.44          | 0.01               |
| DIST-371 | 318            | 8.0              | -2.11         | 0.01               |
| DIST-372 | 271            | 8.0              | -2.11         | 0.01               |
| DIST-373 | 286            | 8.0              | -2.11         | 0.01               |
| DIST-374 | 285            | 8.0              | -4.87         | 0.03               |
| DIST-375 | 73             | 8.0              | 21.39         | 0.14               |
| DIST-376 | 162            | 8.0              | -0.56         | 0.00               |
| DIST-377 | 301            | 8.0              | -0.56         | 0.00               |
| DIST-378 | 417            | 8.0              | 4.96          | 0.03               |
| DIST-379 | 80             | 8.0              | 2.48          | 0.02               |
| DIST-380 | 178            | 8.0              | 3.86          | 0.02               |
| DIST-381 | 145            | 8.0              | 0.94          | 0.01               |
| DIST-382 | 309            | 8.0              | 2.92          | 0.02               |
| DIST-383 | 289            | 8.0              | 1.83          | 0.01               |
| DIST-384 | 672            | 8.0              | 17.37         | 0.11               |
| DIST-385 | 194            | 8.0              | 17.37         | 0.11               |
| DIST-386 | 235            | 8.0              | 0.00          | 0.00               |
| TM-1     | 93             | 16.0             | 0.01          | 0.00               |
| TM-2     | 244            | 16.0             | 0.00          | 0.00               |
| TM-3     | 217            | 16.0             | 0.02          | 0.00               |
| TM-4     | 363            | 16.0             | 0.01          | 0.00               |
| TM-5     | 331            | 16.0             | 0.00          | 0.00               |
| TM-6     | 589            | 16.0             | 0.02          | 0.00               |
| TM-7     | 519            | 16.0             | 0.00          | 0.00               |
| TM-8     | 323            | 16.0             | 0.01          | 0.00               |
| TM-9     | 330            | 16.0             | 0.02          | 0.00               |
| TM-10    | 245            | 16.0             | 0.00          | 0.00               |
| TM-11    | 274            | 16.0             | 0.02          | 0.00               |

# SMR Water Model Results

## Max Day Demand

Pipe Table - Time: 0.00 hours

| Label | Length<br>(ft) | Diameter<br>(in) | Flow<br>(gpm) | Velocity<br>(ft/s) |
|-------|----------------|------------------|---------------|--------------------|
| TM-12 | 387            | 16.0             | 0.00          | 0.00               |
| TM-13 | 494            | 16.0             | 0.00          | 0.00               |
| TM-14 | 525            | 16.0             | 0.00          | 0.00               |
| TM-15 | 528            | 16.0             | 0.01          | 0.00               |
| TM-16 | 320            | 16.0             | 0.00          | 0.00               |
| TM-17 | 332            | 16.0             | 0.00          | 0.00               |
| TM-18 | 524            | 16.0             | 0.00          | 0.00               |
| TM-19 | 148            | 16.0             | 0.00          | 0.00               |
| TM-20 | 312            | 16.0             | 0.01          | 0.00               |
| TM-21 | 375            | 16.0             | 0.00          | 0.00               |
| TM-22 | 353            | 16.0             | 0.01          | 0.00               |
| TM-23 | 338            | 16.0             | 0.01          | 0.00               |
| TM-24 | 459            | 16.0             | 0.01          | 0.00               |
| TM-25 | 334            | 16.0             | 0.01          | 0.00               |
| TM-26 | 293            | 16.0             | 0.01          | 0.00               |
| TM-27 | 473            | 16.0             | 0.00          | 0.00               |
| TM-28 | 378            | 16.0             | 0.01          | 0.00               |
| TM-29 | 259            | 16.0             | 0.01          | 0.00               |
| TM-30 | 736            | 16.0             | 0.00          | 0.00               |
| TM-31 | 826            | 16.0             | 0.00          | 0.00               |
| TM-32 | 490            | 16.0             | 0.00          | 0.00               |
| TM-33 | 80             | 16.0             | 0.01          | 0.00               |
| TM-34 | 313            | 16.0             | 0.01          | 0.00               |
| TM-35 | 420            | 16.0             | 0.01          | 0.00               |
| TM-36 | 150            | 16.0             | 0.01          | 0.00               |
| TM-37 | 348            | 16.0             | 0.01          | 0.00               |
| TM-38 | 336            | 16.0             | 0.01          | 0.00               |
| TM-39 | 414            | 16.0             | 0.01          | 0.00               |
| TM-40 | 307            | 16.0             | 0.01          | 0.00               |
| TM-41 | 448            | 16.0             | 0.01          | 0.00               |
| TM-42 | 279            | 16.0             | 0.01          | 0.00               |
| TM-43 | 360            | 16.0             | 0.01          | 0.00               |
| TM-44 | 264            | 16.0             | 0.01          | 0.00               |
| TM-45 | 271            | 16.0             | 0.01          | 0.00               |
| TM-46 | 205            | 16.0             | 0.00          | 0.00               |
| TM-47 | 288            | 16.0             | 0.00          | 0.00               |
| TM-48 | 325            | 16.0             | 0.00          | 0.00               |
| TM-49 | 464            | 16.0             | 0.00          | 0.00               |
| TM-50 | 310            | 16.0             | 0.00          | 0.00               |
| TM-51 | 256            | 16.0             | 0.00          | 0.00               |
| TM-52 | 407            | 16.0             | 0.00          | 0.00               |
| TM-53 | 209            | 16.0             | 0.00          | 0.00               |
| TM-54 | 284            | 16.0             | 0.00          | 0.00               |
| TM-55 | 377            | 16.0             | 0.00          | 0.00               |
| TM-56 | 461            | 16.0             | 0.00          | 0.00               |
| TM-57 | 460            | 16.0             | 0.01          | 0.00               |
| TM-58 | 571            | 16.0             | 0.00          | 0.00               |
| TM-59 | 666            | 16.0             | 0.01          | 0.00               |
| TM-60 | 648            | 16.0             | 0.00          | 0.00               |
| TM-61 | 389            | 16.0             | 0.01          | 0.00               |
| TM-62 | 653            | 16.0             | 0.00          | 0.00               |
| TM-63 | 382            | 16.0             | 0.00          | 0.00               |
| TM-64 | 420            | 16.0             | 0.00          | 0.00               |
| TM-65 | 363            | 16.0             | 0.00          | 0.00               |
| TM-66 | 319            | 16.0             | 0.00          | 0.00               |
| TM-67 | 361            | 16.0             | 0.00          | 0.00               |
| TM-68 | 318            | 16.0             | 0.00          | 0.00               |



# SMR Water Model Results

## Max Day Demand

Pipe Table - Time: 0.00 hours

| Label | Length<br>(ft) | Diameter<br>(in) | Flow<br>(gpm) | Velocity<br>(ft/s) |
|-------|----------------|------------------|---------------|--------------------|
| TM-69 | 319            | 16.0             | 0.00          | 0.00               |
| TM-70 | 409            | 16.0             | 0.00          | 0.00               |
| TM-71 | 304            | 16.0             | 0.00          | 0.00               |
| TM-72 | 372            | 16.0             | 0.01          | 0.00               |
| TM-73 | 168            | 16.0             | 0.01          | 0.00               |
| TM-74 | 663            | 16.0             | 0.00          | 0.00               |
| TM-75 | 406            | 16.0             | 0.00          | 0.00               |
| TM-76 | 497            | 16.0             | 0.00          | 0.00               |
| TM-77 | 517            | 16.0             | 0.00          | 0.00               |
| TM-78 | 520            | 16.0             | 0.00          | 0.00               |
| TM-79 | 656            | 16.0             | 0.00          | 0.00               |
| TM-80 | 417            | 16.0             | 0.00          | 0.00               |
| TM-81 | 336            | 16.0             | 0.00          | 0.00               |
| TM-82 | 531            | 16.0             | 0.00          | 0.00               |
| TM-83 | 392            | 16.0             | 0.00          | 0.00               |
| TM-84 | 233            | 16.0             | 0.00          | 0.00               |
| TM-85 | 369            | 16.0             | 0.00          | 0.00               |
| TM-86 | 260            | 16.0             | 0.00          | 0.00               |
| TM-87 | 252            | 16.0             | 0.00          | 0.00               |
| TM-88 | 189            | 16.0             | 0.00          | 0.00               |
| TM-89 | 541            | 16.0             | 0.00          | 0.00               |
| TM-90 | 662            | 16.0             | 0.00          | 0.00               |
| TM-91 | 449            | 16.0             | 0.00          | 0.00               |
| TM-92 | 267            | 16.0             | 0.00          | 0.00               |
| TM-93 | 328            | 16.0             | 0.02          | 0.00               |
| TM-94 | 375            | 16.0             | 0.01          | 0.00               |
| TM-95 | 132            | 16.0             | 0.02          | 0.00               |

# SMR Water Model Results

## Max Day Demand

PRV Table - Time: 0.00 hours

| Label  | Elevation<br>(ft) | Diameter<br>(Valve)<br>(in) | Hydraulic<br>Grade Setting<br>(Initial)<br>(ft) | Pressure<br>Setting (Initial)<br>(psi) | Flow<br>(gpm) | Headloss<br>(ft) |
|--------|-------------------|-----------------------------|---|--|---------------|------------------|
| PRV-1  | 9,419.57          | 12.0                        | 9,534.98  | 49.95                                  | 0.00          | 0.00             |
| PRV-2  | 9,232.94          | 12.0                        | 9,327.09  | 40.75                                  | 26.38         | 211.48           |
| PRV-3  | 9,029.17          | 12.0                        | 9,121.59  | 40.00                                  | 14.29         | 205.47           |
| PRV-4  | 9,024.21          | 12.0                        | 9,121.59  | 42.15                                  | 0.00          | 0.00             |
| PRV-5  | 9,456.44          | 8.0                         | 9,548.86  | 40.00                                  | 367.52        | 199.11           |
| PRV-6  | 9,229.95          | 12.0                        | 9,327.09  | 42.04                                  | 220.50        | 211.55           |
| PRV-7  | 9,230.36          | 8.0                         | 9,327.09  | 41.87                                  | 10.57         | 211.50           |
| PRV-8  | 9,228.28          | 12.0                        | 9,327.09  | 42.77                                  | 52.31         | 211.52           |
| PRV-9  | 9,028.57          | 8.0                         | 9,121.59  | 40.26                                  | 12.18         | 205.49           |
| PRV-10 | 9,027.75          | 12.0                        | 9,121.59  | 40.61                                  | 34.16         | 205.49           |
| PRV-11 | 8,818.23          | 12.0                        | 9,023.86  | 89.00                                  | 38.48         | 97.68            |
| PRV-12 | 8,668.35          | 12.0                        | 8,763.66  | 40.00                                  | 13.47         | 260.24           |
| PRV-13 | 9,009.79          | 12.0                        | 9,073.92  | 40.00                                  | 220.11        | 224.53           |
| PRV-14 | 8,771.63          | 12.0                        | 8,862.85  | 40.00                                  | 218.18        | 237.82           |
| PRV-15 | 8,595.00          | 12.0                        | 8,685.83  | 40.00                                  | 214.45        | 176.27           |
| PRV-16 | 8,336.54          | 12.0                        | 8,430.58  | 40.00                                  | 204.07        | 258.11           |
| PRV-17 | 8,109.65          | 12.0                        | 8,199.65  | 40.00                                  | 197.73        | 226.58           |
| PRV-18 | 7,923.00          | 12.0                        | 8,048.66  | 55.00                                  | 195.63        | 151.74           |
| PRV-19 | 7,762.16          | 8.0                         | 7,872.76  | 51.62                                  | 5.39          | 168.42           |
| PRV-20 | 7,758.70          | 12.0                        | 7,872.76  | 53.91                                  | 174.07        | 166.57           |
| PRV-21 | 7,576.81          | 12.0                        | 7,671.61  | 40.00                                  | 0.00          | 0.00             |
| PRV-22 | 7,557.87          | 8.0                         | 7,671.61  | 40.94                                  | 0.00          | 0.00             |
| PRV-23 | 7,775.72          | 8.0                         | 7,872.76  | 42.00                                  | 0.00          | 0.00             |
| PRV-24 | 7,675.71          | 12.0                        | 7,768.13  | 40.00                                  | 151.30        | 115.06           |



# SMR Water Model Results

## Peak Hour Demand

Reservoir Table - Time: 0.00 hours

| Label   | Elevation (ft) | Hydraulic Grade (ft) |
|---------|----------------|----------------------|
| Well 10 | 7,745.00       | 7,745.00             |

Tank Table - Time: 0.00 hours

| Label   | Elevation (Base) (ft) | Elevation (Minimum) (ft) | Elevation (Initial) (ft) | Elevation (Maximum) (ft) | Diameter (ft) |
|---------|-----------------------|--------------------------|--------------------------|--------------------------|---------------|
| EX-Tank | 7,720.00              | 7,720.00                 | 7,740.00                 | 7,740.00                 | 66.00         |
| Tank #1 | 8,603.18              | 8,603.18                 | 8,623.18                 | 8,623.18                 | 66.00         |
| Tank #2 | 9,503.46              | 9,503.46                 | 9,521.96                 | 9,521.96                 | 102.00        |

Customer Meter Table - Time: 0.00 hours

| Label               | Demand (Base) (gpm) | Unit Demand (Base) (gpm) | Is Active? |
|---------------------|---------------------|--------------------------|------------|
| Back of House (BOH) | 2.358               | 0.000                    | True       |
| Base Village        | 11.952              | 0.342                    | True       |
| C-1                 | 0.486               | 0.034                    | True       |
| C-2                 | 0.486               | 0.034                    | True       |
| C-3                 | 0.486               | 0.034                    | True       |
| C-4                 | 0.486               | 0.034                    | True       |
| C-5                 | 0.486               | 0.034                    | True       |
| C-6                 | 0.486               | 0.034                    | True       |
| C-7                 | 0.486               | 0.034                    | True       |
| C-8                 | 0.486               | 0.034                    | True       |
| C-9                 | 0.486               | 0.034                    | True       |
| C-10                | 0.486               | 0.034                    | True       |
| C-11                | 0.486               | 0.034                    | True       |
| C-12                | 0.486               | 0.034                    | True       |
| C-13                | 0.486               | 0.034                    | True       |
| C-14                | 0.486               | 0.034                    | True       |
| C-15                | 0.486               | 0.034                    | True       |
| C-16                | 0.486               | 0.034                    | True       |
| C-17                | 0.486               | 0.034                    | True       |
| C-18                | 0.486               | 0.034                    | True       |
| C-19                | 0.486               | 0.034                    | True       |
| C-20                | 0.486               | 0.034                    | True       |
| C-21                | 0.486               | 0.034                    | True       |
| C-22                | 0.486               | 0.034                    | True       |
| C-23                | 0.486               | 0.034                    | True       |
| C-24                | 0.486               | 0.034                    | True       |
| C-25                | 0.486               | 0.034                    | True       |
| C-26                | 0.486               | 0.034                    | True       |
| C-27                | 0.486               | 0.034                    | True       |
| C-29                | 0.486               | 0.034                    | True       |
| C-30                | 0.486               | 0.034                    | True       |
| C-31                | 0.486               | 0.034                    | True       |
| C-32                | 0.486               | 0.034                    | True       |
| C-33                | 0.486               | 0.034                    | True       |
| C-34                | 0.486               | 0.034                    | True       |
| C-35                | 0.486               | 0.034                    | True       |
| C-36                | 0.486               | 0.034                    | True       |
| C-37                | 0.486               | 0.034                    | True       |
| C-38                | 0.486               | 0.034                    | True       |
| C-39                | 0.486               | 0.034                    | True       |
| C-40                | 0.486               | 0.034                    | True       |

# SMR Water Model Results

## Peak Hour Demand

Customer Meter Table - Time: 0.00 hours

| Label | Demand<br>(Base)<br>(gpm) | Unit Demand<br>(Base)<br>(gpm) | Is Active? |
|-------|---------------------------|--------------------------------|------------|
| C-41  | 0.486                     | 0.034                          | True       |
| C-42  | 0.486                     | 0.034                          | True       |
| C-43  | 0.486                     | 0.034                          | True       |
| C-44  | 0.486                     | 0.034                          | True       |
| C-45  | 0.486                     | 0.034                          | True       |
| C-46  | 0.486                     | 0.034                          | True       |
| C-49  | 0.486                     | 0.034                          | True       |
| C-50  | 0.486                     | 0.034                          | True       |
| C-51  | 0.486                     | 0.034                          | True       |
| C-52  | 0.486                     | 0.034                          | True       |
| C-53  | 0.486                     | 0.034                          | True       |
| C-55  | 0.486                     | 0.034                          | True       |
| C-56  | 0.486                     | 0.034                          | True       |
| C-58  | 0.486                     | 0.034                          | True       |
| C-59  | 0.486                     | 0.034                          | True       |
| C-61  | 0.486                     | 0.034                          | True       |
| C-62  | 0.486                     | 0.034                          | True       |
| C-65  | 0.486                     | 0.034                          | True       |
| C-66  | 0.486                     | 0.034                          | True       |
| C-67  | 0.486                     | 0.034                          | True       |
| C-68  | 0.486                     | 0.034                          | True       |
| C-69  | 0.486                     | 0.034                          | True       |
| C-70  | 0.486                     | 0.034                          | True       |
| C-71  | 0.486                     | 0.034                          | True       |
| C-73  | 0.486                     | 0.034                          | True       |
| C-75  | 0.486                     | 0.034                          | True       |
| C-76  | 0.486                     | 0.034                          | True       |
| C-77  | 0.486                     | 0.034                          | True       |
| C-78  | 0.486                     | 0.034                          | True       |
| C-79  | 0.486                     | 0.034                          | True       |
| C-80  | 0.486                     | 0.034                          | True       |
| C-81  | 0.486                     | 0.034                          | True       |
| C-82  | 0.486                     | 0.034                          | True       |
| C-83  | 0.486                     | 0.034                          | True       |
| C-84  | 0.486                     | 0.034                          | True       |
| C-85  | 0.486                     | 0.034                          | True       |
| C-86  | 0.486                     | 0.034                          | True       |
| C-87  | 0.486                     | 0.034                          | True       |
| C-88  | 0.486                     | 0.034                          | True       |
| C-89  | 0.486                     | 0.034                          | True       |
| C-90  | 0.486                     | 0.034                          | True       |
| C-93  | 0.486                     | 0.034                          | True       |
| C-94  | 0.486                     | 0.034                          | True       |
| C-95  | 0.486                     | 0.034                          | True       |
| C-96  | 0.486                     | 0.034                          | True       |
| C-98  | 0.486                     | 0.034                          | True       |
| C-99  | 0.486                     | 0.034                          | True       |
| C-100 | 0.486                     | 0.034                          | True       |
| C-101 | 0.486                     | 0.034                          | True       |
| C-103 | 0.486                     | 0.034                          | True       |
| C-104 | 0.486                     | 0.034                          | True       |
| C-105 | 0.486                     | 0.034                          | True       |
| C-107 | 0.486                     | 0.034                          | True       |
| C-109 | 0.486                     | 0.034                          | True       |
| C-110 | 0.486                     | 0.034                          | True       |
| C-111 | 0.486                     | 0.034                          | True       |



# SMR Water Model Results

## Peak Hour Demand

Customer Meter Table - Time: 0.00 hours

| Label | Demand<br>(Base)<br>(gpm) | Unit Demand<br>(Base)<br>(gpm) | Is Active? |
|-------|---------------------------|--------------------------------|------------|
| C-113 | 0.486                     | 0.034                          | True       |
| C-114 | 0.486                     | 0.034                          | True       |
| C-115 | 0.486                     | 0.034                          | True       |
| C-116 | 0.486                     | 0.034                          | True       |
| C-117 | 0.486                     | 0.034                          | True       |
| C-119 | 0.486                     | 0.034                          | True       |
| C-120 | 0.486                     | 0.034                          | True       |
| C-121 | 0.486                     | 0.034                          | True       |
| C-123 | 0.486                     | 0.034                          | True       |
| C-125 | 0.486                     | 0.034                          | True       |
| C-126 | 0.486                     | 0.034                          | True       |
| C-127 | 0.486                     | 0.034                          | True       |
| C-128 | 0.486                     | 0.034                          | True       |
| C-129 | 0.486                     | 0.034                          | True       |
| C-130 | 0.486                     | 0.034                          | True       |
| C-131 | 0.486                     | 0.034                          | True       |
| C-132 | 0.486                     | 0.034                          | True       |
| C-133 | 0.486                     | 0.034                          | True       |
| C-136 | 0.486                     | 0.034                          | True       |
| C-137 | 0.486                     | 0.034                          | True       |
| C-138 | 0.486                     | 0.034                          | True       |
| C-139 | 0.486                     | 0.034                          | True       |
| C-142 | 0.486                     | 0.034                          | True       |
| C-143 | 0.486                     | 0.034                          | True       |
| C-144 | 0.486                     | 0.034                          | True       |
| C-145 | 0.486                     | 0.034                          | True       |
| C-146 | 0.486                     | 0.034                          | True       |
| C-147 | 0.486                     | 0.034                          | True       |
| C-148 | 0.486                     | 0.034                          | True       |
| C-150 | 0.486                     | 0.034                          | True       |
| C-151 | 0.486                     | 0.034                          | True       |
| C-153 | 0.486                     | 0.034                          | True       |
| C-154 | 0.486                     | 0.034                          | True       |
| C-155 | 0.486                     | 0.034                          | True       |
| C-156 | 0.486                     | 0.034                          | True       |
| C-161 | 0.486                     | 0.034                          | True       |
| C-162 | 0.486                     | 0.034                          | True       |
| C-163 | 0.486                     | 0.034                          | True       |
| C-164 | 0.486                     | 0.034                          | True       |
| C-166 | 0.486                     | 0.034                          | True       |
| C-167 | 0.486                     | 0.034                          | True       |
| C-168 | 0.486                     | 0.034                          | True       |
| C-169 | 0.486                     | 0.034                          | True       |
| C-171 | 0.486                     | 0.034                          | True       |
| C-172 | 0.486                     | 0.034                          | True       |
| C-173 | 0.486                     | 0.034                          | True       |
| C-174 | 0.486                     | 0.034                          | True       |
| C-175 | 0.486                     | 0.034                          | True       |
| C-176 | 0.486                     | 0.034                          | True       |
| C-177 | 0.486                     | 0.034                          | True       |
| C-178 | 0.486                     | 0.034                          | True       |
| C-179 | 0.486                     | 0.034                          | True       |
| C-180 | 0.486                     | 0.034                          | True       |
| C-181 | 0.486                     | 0.034                          | True       |
| C-182 | 0.486                     | 0.034                          | True       |
| C-183 | 0.486                     | 0.034                          | True       |

# SMR Water Model Results

## Peak Hour Demand

Customer Meter Table - Time: 0.00 hours

| Label | Demand<br>(Base)<br>(gpm) | Unit Demand<br>(Base)<br>(gpm) | Is Active? |
|-------|---------------------------|--------------------------------|------------|
| C-184 | 0.486                     | 0.034                          | True       |
| C-185 | 0.486                     | 0.034                          | True       |
| C-186 | 0.486                     | 0.034                          | True       |
| C-187 | 0.486                     | 0.034                          | True       |
| C-188 | 0.486                     | 0.034                          | True       |
| C-189 | 0.486                     | 0.034                          | True       |
| C-190 | 0.486                     | 0.034                          | True       |
| C-191 | 0.486                     | 0.034                          | True       |
| C-192 | 0.486                     | 0.034                          | True       |
| C-194 | 0.486                     | 0.034                          | True       |
| C-195 | 0.486                     | 0.034                          | True       |
| C-196 | 0.486                     | 0.034                          | True       |
| C-197 | 0.486                     | 0.034                          | True       |
| C-198 | 0.486                     | 0.034                          | True       |
| C-200 | 0.486                     | 0.034                          | True       |
| C-201 | 0.486                     | 0.034                          | True       |
| C-202 | 0.486                     | 0.034                          | True       |
| C-205 | 0.486                     | 0.034                          | True       |
| C-206 | 0.486                     | 0.034                          | True       |
| C-207 | 0.486                     | 0.034                          | True       |
| C-208 | 0.486                     | 0.034                          | True       |
| C-209 | 0.486                     | 0.034                          | True       |
| C-210 | 0.486                     | 0.034                          | True       |
| C-211 | 0.486                     | 0.034                          | True       |
| C-212 | 0.486                     | 0.034                          | True       |
| C-213 | 0.486                     | 0.034                          | True       |
| C-214 | 0.486                     | 0.034                          | True       |
| C-215 | 0.486                     | 0.034                          | True       |
| C-216 | 0.486                     | 0.034                          | True       |
| C-217 | 0.486                     | 0.034                          | True       |
| C-218 | 0.486                     | 0.034                          | True       |
| C-219 | 0.486                     | 0.034                          | True       |
| C-220 | 0.486                     | 0.034                          | True       |
| C-221 | 0.486                     | 0.034                          | True       |
| C-222 | 0.486                     | 0.034                          | True       |
| C-223 | 0.486                     | 0.034                          | True       |
| C-224 | 0.486                     | 0.034                          | True       |
| C-225 | 0.486                     | 0.034                          | True       |
| C-226 | 0.486                     | 0.034                          | True       |
| C-227 | 0.486                     | 0.034                          | True       |
| C-228 | 0.486                     | 0.034                          | True       |
| C-229 | 0.486                     | 0.034                          | True       |
| C-230 | 0.486                     | 0.034                          | True       |
| C-231 | 0.486                     | 0.034                          | True       |
| C-232 | 0.486                     | 0.034                          | True       |
| C-233 | 0.486                     | 0.034                          | True       |
| C-235 | 0.486                     | 0.034                          | True       |
| C-236 | 0.486                     | 0.034                          | True       |
| C-237 | 0.486                     | 0.034                          | True       |
| C-238 | 0.486                     | 0.034                          | True       |
| C-239 | 0.486                     | 0.034                          | True       |
| C-240 | 0.486                     | 0.034                          | True       |
| C-243 | 0.486                     | 0.034                          | True       |
| C-244 | 0.486                     | 0.034                          | True       |
| C-245 | 0.486                     | 0.034                          | True       |
| C-246 | 0.486                     | 0.034                          | True       |

# SMR Water Model Results

## Peak Hour Demand

Customer Meter Table - Time: 0.00 hours

| Label                           | Demand<br>(Base)<br>(gpm) | Unit Demand<br>(Base)<br>(gpm) | Is Active? |
|---------------------------------|---------------------------|--------------------------------|------------|
| C-253                           | 0.486                     | 0.034                          | True       |
| C-254                           | 0.486                     | 0.034                          | True       |
| C-255                           | 0.486                     | 0.034                          | True       |
| C-256                           | 0.486                     | 0.034                          | True       |
| C-257                           | 0.486                     | 0.034                          | True       |
| C-258                           | 0.486                     | 0.034                          | True       |
| C-259                           | 0.486                     | 0.034                          | True       |
| C-260                           | 0.486                     | 0.034                          | True       |
| C-261                           | 0.486                     | 0.034                          | True       |
| C-262                           | 0.486                     | 0.034                          | True       |
| C-263                           | 0.486                     | 0.034                          | True       |
| C-265                           | 0.486                     | 0.034                          | True       |
| C-267                           | 0.486                     | 0.034                          | True       |
| C-268                           | 0.486                     | 0.034                          | True       |
| C-269                           | 0.486                     | 0.034                          | True       |
| C-270                           | 0.486                     | 0.034                          | True       |
| C-271                           | 0.486                     | 0.034                          | True       |
| CONDO BUILDING 1 (Base Area)    | 2.625                     | 0.011                          | True       |
| CONDO BUILDING 2 (Base Area)    | 2.625                     | 0.011                          | True       |
| CONDO BUILDING 3 (Base Area)    | 2.625                     | 0.011                          | True       |
| CONDO BUILDING 4 (Base Area)    | 2.625                     | 0.011                          | True       |
| CONDO BUILDING 5 (Base Area)    | 2.625                     | 0.011                          | True       |
| CONDO BUILDING 6 (Mid Mountain) | 2.625                     | 0.011                          | True       |
| CONDOS (Base Village)           | 13.125                    | 0.000                          | True       |
| CONDOS (Mid Mountain Lodge)     | 1.750                     | 0.000                          | True       |
| Community Marketplace           | 0.972                     | 0.057                          | True       |
| D-1                             | 0.817                     | 0.034                          | True       |
| D-2                             | 0.817                     | 0.034                          | True       |
| D-3                             | 0.817                     | 0.034                          | True       |
| D-4                             | 0.817                     | 0.034                          | True       |
| D-5                             | 0.817                     | 0.034                          | True       |
| D-6                             | 0.817                     | 0.034                          | True       |
| D-7                             | 0.817                     | 0.034                          | True       |
| D-8                             | 0.817                     | 0.034                          | True       |
| D-9                             | 0.817                     | 0.034                          | True       |
| D-10                            | 0.817                     | 0.034                          | True       |
| D-11                            | 0.817                     | 0.034                          | True       |
| D-12                            | 0.817                     | 0.034                          | True       |
| D-13                            | 0.817                     | 0.034                          | True       |
| D-14                            | 0.817                     | 0.034                          | True       |
| D-15                            | 0.817                     | 0.034                          | True       |
| D-16                            | 0.817                     | 0.034                          | True       |
| D-17                            | 0.817                     | 0.034                          | True       |
| D-18                            | 0.817                     | 0.034                          | True       |
| D-19                            | 0.817                     | 0.034                          | True       |
| D-20                            | 0.817                     | 0.034                          | True       |
| D-21                            | 0.817                     | 0.034                          | True       |
| D-22                            | 0.817                     | 0.034                          | True       |
| D-23                            | 0.817                     | 0.034                          | True       |
| D-24                            | 0.817                     | 0.034                          | True       |
| D-25                            | 0.817                     | 0.034                          | True       |
| D-26                            | 0.817                     | 0.034                          | True       |
| D-27                            | 0.817                     | 0.034                          | True       |
| D-28                            | 0.817                     | 0.034                          | True       |
| D-29                            | 0.817                     | 0.034                          | True       |
| D-30                            | 0.817                     | 0.034                          | True       |



# SMR Water Model Results

## Peak Hour Demand

Customer Meter Table - Time: 0.00 hours

| Label                                 | Demand<br>(Base)<br>(gpm) | Unit Demand<br>(Base)<br>(gpm) | Is Active? |
|---------------------------------------|---------------------------|--------------------------------|------------|
| D-31                                  | 0.817                     | 0.034                          | True       |
| D-32                                  | 0.817                     | 0.034                          | True       |
| D-33                                  | 0.817                     | 0.034                          | True       |
| D-34                                  | 0.817                     | 0.034                          | True       |
| D-35                                  | 0.817                     | 0.034                          | True       |
| D-36                                  | 0.817                     | 0.034                          | True       |
| D-37                                  | 0.817                     | 0.034                          | True       |
| D-38                                  | 0.817                     | 0.034                          | True       |
| D-39                                  | 0.817                     | 0.034                          | True       |
| D-40                                  | 0.817                     | 0.034                          | True       |
| D-41                                  | 0.817                     | 0.034                          | True       |
| D-42                                  | 0.817                     | 0.034                          | True       |
| D-43                                  | 0.817                     | 0.034                          | True       |
| D-44                                  | 0.817                     | 0.034                          | True       |
| D-45                                  | 0.817                     | 0.034                          | True       |
| D-46                                  | 0.817                     | 0.034                          | True       |
| D-47                                  | 0.817                     | 0.034                          | True       |
| D-48                                  | 0.817                     | 0.034                          | True       |
| D-49                                  | 0.817                     | 0.034                          | True       |
| D-50                                  | 0.817                     | 0.034                          | True       |
| D-51                                  | 0.817                     | 0.034                          | True       |
| D-52                                  | 0.817                     | 0.034                          | True       |
| D-53                                  | 0.817                     | 0.034                          | True       |
| D-54                                  | 0.817                     | 0.034                          | True       |
| D-55                                  | 0.817                     | 0.034                          | True       |
| D-56                                  | 0.817                     | 0.034                          | True       |
| D-57                                  | 0.817                     | 0.034                          | True       |
| D-58                                  | 0.817                     | 0.034                          | True       |
| D-59                                  | 0.817                     | 0.034                          | True       |
| D-60                                  | 0.817                     | 0.034                          | True       |
| D-61                                  | 0.817                     | 0.034                          | True       |
| D-62                                  | 0.817                     | 0.034                          | True       |
| Day Lodge A                           | 63.924                    | 0.057                          | True       |
| Day Lodge B                           | 8.507                     | 0.057                          | True       |
| Day Lodge C                           | 8.507                     | 0.057                          | True       |
| Day Lodge D                           | 8.507                     | 0.057                          | True       |
| Fire Station                          | 0.474                     | 0.000                          | True       |
| Future Development Area               | 59.549                    | 1.195                          | True       |
| Gateway Building                      | 11.424                    | 0.000                          | True       |
| Horse Barn                            | 0.292                     | 0.000                          | True       |
| Marketplace Apartment Building        | 12.882                    | 0.000                          | True       |
| Marketplace Day Care                  | 0.486                     | 0.000                          | True       |
| Mid Mountain Lodge                    | 15.799                    | 0.028                          | True       |
| Residential Services / Administration | 7.292                     | 0.000                          | True       |
| SF-1                                  | 0.972                     | 0.034                          | True       |
| SF-2                                  | 0.972                     | 0.034                          | True       |
| SF-3                                  | 0.729                     | 0.034                          | True       |
| SF-4                                  | 0.729                     | 0.034                          | True       |
| SF-5                                  | 0.729                     | 0.034                          | True       |
| SF-6                                  | 0.972                     | 0.034                          | True       |
| SF-7                                  | 0.729                     | 0.034                          | True       |
| SF-8                                  | 0.729                     | 0.034                          | True       |
| SF-9                                  | 0.972                     | 0.034                          | True       |
| SF-10                                 | 0.729                     | 0.034                          | True       |
| SF-11                                 | 0.729                     | 0.034                          | True       |
| SF-12                                 | 0.729                     | 0.034                          | True       |

# SMR Water Model Results

## Peak Hour Demand

Customer Meter Table - Time: 0.00 hours

| Label | Demand<br>(Base)<br>(gpm) | Unit Demand<br>(Base)<br>(gpm) | Is Active? |
|-------|---------------------------|--------------------------------|------------|
| SF-13 | 0.729                     | 0.034                          | True       |
| SF-14 | 0.729                     | 0.034                          | True       |
| SF-15 | 0.729                     | 0.034                          | True       |
| SF-16 | 0.729                     | 0.034                          | True       |
| SF-17 | 0.729                     | 0.034                          | True       |
| SF-18 | 0.729                     | 0.034                          | True       |
| SF-19 | 0.729                     | 0.034                          | True       |
| SF-20 | 0.729                     | 0.034                          | True       |
| SF-21 | 0.729                     | 0.034                          | True       |
| SF-22 | 0.729                     | 0.034                          | True       |
| SF-23 | 0.972                     | 0.034                          | True       |
| SF-24 | 0.972                     | 0.034                          | True       |
| SF-25 | 0.729                     | 0.034                          | True       |
| SF-26 | 0.729                     | 0.034                          | True       |
| SF-27 | 0.729                     | 0.034                          | True       |
| SF-28 | 0.972                     | 0.034                          | True       |
| SF-29 | 0.729                     | 0.034                          | True       |
| SF-30 | 0.729                     | 0.034                          | True       |
| SF-31 | 0.972                     | 0.034                          | True       |
| SF-32 | 0.972                     | 0.034                          | True       |
| SF-33 | 0.972                     | 0.034                          | True       |
| SF-34 | 0.972                     | 0.034                          | True       |
| SF-35 | 0.972                     | 0.034                          | True       |
| SF-36 | 0.729                     | 0.034                          | True       |
| SF-37 | 0.729                     | 0.034                          | True       |
| SF-38 | 0.972                     | 0.034                          | True       |
| SF-39 | 0.729                     | 0.034                          | True       |
| SF-40 | 0.729                     | 0.034                          | True       |
| SF-41 | 0.729                     | 0.034                          | True       |
| SF-42 | 0.972                     | 0.034                          | True       |
| SF-43 | 0.729                     | 0.034                          | True       |
| SF-44 | 0.972                     | 0.034                          | True       |
| SF-45 | 0.729                     | 0.034                          | True       |
| SF-46 | 0.729                     | 0.034                          | True       |
| SF-47 | 0.972                     | 0.034                          | True       |
| SF-48 | 0.729                     | 0.034                          | True       |
| SF-49 | 0.729                     | 0.034                          | True       |
| SF-50 | 0.729                     | 0.034                          | True       |
| SF-51 | 0.729                     | 0.034                          | True       |
| SF-52 | 0.729                     | 0.034                          | True       |
| SF-53 | 0.972                     | 0.034                          | True       |
| SF-54 | 0.729                     | 0.034                          | True       |
| SF-55 | 0.729                     | 0.034                          | True       |
| SF-56 | 0.972                     | 0.034                          | True       |
| SF-57 | 0.729                     | 0.034                          | True       |
| SF-58 | 0.972                     | 0.034                          | True       |
| SF-59 | 0.729                     | 0.034                          | True       |
| SF-60 | 0.972                     | 0.034                          | True       |
| SF-61 | 0.972                     | 0.034                          | True       |
| SF-62 | 0.972                     | 0.034                          | True       |
| SF-63 | 0.972                     | 0.034                          | True       |
| SF-64 | 0.972                     | 0.034                          | True       |
| SF-65 | 0.972                     | 0.034                          | True       |
| SF-66 | 0.972                     | 0.034                          | True       |
| SF-67 | 0.729                     | 0.034                          | True       |
| SF-68 | 0.972                     | 0.034                          | True       |

# SMR Water Model Results

## Peak Hour Demand

Customer Meter Table - Time: 0.00 hours

| Label  | Demand<br>(Base)<br>(gpm) | Unit Demand<br>(Base)<br>(gpm) | Is Active? |
|--------|---------------------------|--------------------------------|------------|
| SF-69  | 0.972                     | 0.034                          | True       |
| SF-70  | 0.972                     | 0.034                          | True       |
| SF-71  | 0.972                     | 0.034                          | True       |
| SF-72  | 0.972                     | 0.034                          | True       |
| SF-73  | 0.972                     | 0.034                          | True       |
| SF-74  | 0.972                     | 0.034                          | True       |
| SF-75  | 0.972                     | 0.034                          | True       |
| SF-76  | 0.972                     | 0.034                          | True       |
| SF-77  | 0.972                     | 0.034                          | True       |
| SF-78  | 0.972                     | 0.034                          | True       |
| SF-79  | 0.972                     | 0.034                          | True       |
| SF-80  | 0.972                     | 0.034                          | True       |
| SF-81  | 0.972                     | 0.034                          | True       |
| SF-82  | 0.972                     | 0.034                          | True       |
| SF-83  | 0.972                     | 0.034                          | True       |
| SF-84  | 0.972                     | 0.034                          | True       |
| SF-85  | 0.972                     | 0.034                          | True       |
| SF-86  | 0.972                     | 0.034                          | True       |
| SF-87  | 0.972                     | 0.034                          | True       |
| SF-88  | 0.972                     | 0.034                          | True       |
| SF-89  | 0.972                     | 0.034                          | True       |
| SF-90  | 0.972                     | 0.034                          | True       |
| SF-91  | 0.972                     | 0.034                          | True       |
| SF-92  | 0.972                     | 0.034                          | True       |
| SF-93  | 0.972                     | 0.034                          | True       |
| SF-94  | 1.701                     | 0.034                          | True       |
| SF-95  | 1.118                     | 0.034                          | True       |
| SF-96  | 1.701                     | 0.034                          | True       |
| SF-97  | 1.701                     | 0.034                          | True       |
| SF-98  | 1.118                     | 0.034                          | True       |
| SF-99  | 1.701                     | 0.034                          | True       |
| SF-100 | 1.701                     | 0.034                          | True       |
| SF-101 | 1.701                     | 0.034                          | True       |
| SF-102 | 1.701                     | 0.034                          | True       |
| SF-103 | 1.701                     | 0.034                          | True       |
| SF-104 | 1.701                     | 0.034                          | True       |
| SF-105 | 1.701                     | 0.034                          | True       |
| SF-106 | 1.118                     | 0.034                          | True       |
| SF-107 | 1.701                     | 0.034                          | True       |
| SF-108 | 1.701                     | 0.034                          | True       |
| SF-109 | 1.701                     | 0.034                          | True       |
| SF-110 | 1.701                     | 0.034                          | True       |
| SF-111 | 1.701                     | 0.034                          | True       |
| SF-112 | 1.701                     | 0.034                          | True       |
| SF-113 | 1.701                     | 0.034                          | True       |
| SF-114 | 1.701                     | 0.034                          | True       |
| SF-115 | 1.701                     | 0.034                          | True       |
| SF-116 | 1.701                     | 0.034                          | True       |
| SF-117 | 1.701                     | 0.034                          | True       |
| SF-118 | 1.701                     | 0.034                          | True       |
| SF-119 | 1.701                     | 0.034                          | True       |
| SF-120 | 1.118                     | 0.034                          | True       |
| SF-121 | 1.701                     | 0.034                          | True       |
| SF-122 | 1.118                     | 0.034                          | True       |
| SF-123 | 1.118                     | 0.034                          | True       |
| SF-124 | 1.701                     | 0.034                          | True       |



# SMR Water Model Results

## Peak Hour Demand

Customer Meter Table - Time: 0.00 hours

| Label  | Demand<br>(Base)<br>(gpm) | Unit Demand<br>(Base)<br>(gpm) | Is Active? |
|--------|---------------------------|--------------------------------|------------|
| SF-125 | 1.701                     | 0.034                          | True       |
| SF-126 | 1.701                     | 0.034                          | True       |
| SF-127 | 1.701                     | 0.034                          | True       |
| SF-128 | 1.701                     | 0.034                          | True       |
| SF-129 | 1.118                     | 0.034                          | True       |
| SF-130 | 1.701                     | 0.034                          | True       |
| SF-131 | 1.701                     | 0.034                          | True       |
| SF-132 | 1.701                     | 0.034                          | True       |
| SF-133 | 1.701                     | 0.034                          | True       |
| SF-134 | 1.701                     | 0.034                          | True       |
| SF-135 | 1.118                     | 0.034                          | True       |
| SF-136 | 1.701                     | 0.034                          | True       |
| SF-137 | 1.701                     | 0.034                          | True       |
| SF-138 | 1.701                     | 0.034                          | True       |
| SF-139 | 1.701                     | 0.034                          | True       |
| SF-140 | 1.701                     | 0.034                          | True       |
| SF-141 | 1.701                     | 0.034                          | True       |
| SF-142 | 1.701                     | 0.034                          | True       |
| SF-143 | 1.701                     | 0.034                          | True       |
| SF-144 | 1.701                     | 0.034                          | True       |
| SF-145 | 1.701                     | 0.034                          | True       |
| SF-146 | 1.701                     | 0.034                          | True       |
| SF-147 | 1.701                     | 0.034                          | True       |
| SF-148 | 1.701                     | 0.034                          | True       |
| SF-149 | 1.701                     | 0.034                          | True       |
| SF-150 | 1.701                     | 0.034                          | True       |
| SF-151 | 1.118                     | 0.034                          | True       |
| SF-152 | 1.701                     | 0.034                          | True       |
| SF-153 | 1.701                     | 0.034                          | True       |
| SF-154 | 1.701                     | 0.034                          | True       |
| SF-155 | 1.701                     | 0.034                          | True       |
| SF-156 | 1.701                     | 0.034                          | True       |
| SF-157 | 1.701                     | 0.034                          | True       |
| SF-158 | 1.701                     | 0.034                          | True       |
| SF-159 | 1.701                     | 0.034                          | True       |
| SF-160 | 1.118                     | 0.034                          | True       |
| SF-161 | 1.701                     | 0.034                          | True       |
| SF-162 | 1.118                     | 0.034                          | True       |
| SF-163 | 1.118                     | 0.034                          | True       |
| SF-164 | 1.118                     | 0.034                          | True       |
| SF-165 | 1.701                     | 0.034                          | True       |
| SF-166 | 1.118                     | 0.034                          | True       |
| SF-167 | 1.118                     | 0.034                          | True       |
| SF-168 | 1.118                     | 0.034                          | True       |
| SF-169 | 1.701                     | 0.034                          | True       |
| SF-170 | 1.118                     | 0.034                          | True       |
| SF-171 | 1.118                     | 0.034                          | True       |
| SF-172 | 1.118                     | 0.034                          | True       |
| SF-173 | 1.118                     | 0.034                          | True       |
| SF-174 | 1.118                     | 0.034                          | True       |
| SF-175 | 1.118                     | 0.034                          | True       |
| SF-176 | 1.118                     | 0.034                          | True       |
| SF-177 | 1.118                     | 0.034                          | True       |
| SF-178 | 1.118                     | 0.034                          | True       |
| SF-179 | 1.118                     | 0.034                          | True       |
| SF-180 | 1.118                     | 0.034                          | True       |

# SMR Water Model Results

## Peak Hour Demand

Customer Meter Table - Time: 0.00 hours

| Label                                   | Demand<br>(Base)<br>(gpm) | Unit Demand<br>(Base)<br>(gpm) | Is Active? |
|---|---------------------------|--------------------------------|------------|
| SF-181                                  | 1.118                     | 0.034                          | True       |
| SF-182                                  | 1.118                     | 0.034                          | True       |
| SF-183                                  | 1.118                     | 0.034                          | True       |
| SF-184                                  | 1.118                     | 0.034                          | True       |
| SF-185                                  | 1.118                     | 0.034                          | True       |
| SF-186                                  | 1.118                     | 0.034                          | True       |
| SF-187                                  | 0.972                     | 0.034                          | True       |
| SF-188                                  | 0.972                     | 0.034                          | True       |
| Ski Maintenance                         | 1.641                     | 0.000                          | True       |
| Spa & Wellness                          | 11.885                    | 0.034                          | True       |
| Sports Courts & Farms                   | 42.438                    | 0.398                          | True       |
| Trash Collection & Residential Services | 0.474                     | 0.000                          | True       |
| WFH (Community Market & Gateway)        | 22.847                    | 0.000                          | True       |
| WFH (Double Creek)                      | 8.750                     | 0.154                          | True       |
| WFH (Middle Creek Meadows)              | 12.153                    | 0.102                          | True       |

# SMR Water Model Results

## Peak Hour Demand

Junction Table - Time: 0.00 hours

| Label     | Elevation<br>(ft) | Pressure<br>(psi) |
|-----------|-------------------|-------------------|
| J-DIST-1  | 7,830.57          | 94.41             |
| J-DIST-2  | 7,729.52          | 66.33             |
| J-DIST-3  | 7,776.48          | 46.02             |
| J-DIST-4  | 7,350.54          | 79.29             |
| J-DIST-5  | 7,341.51          | 83.19             |
| J-DIST-6  | 7,463.52          | 130.31            |
| J-DIST-7  | 7,477.52          | 124.25            |
| J-DIST-8  | 7,463.81          | 130.19            |
| J-DIST-9  | 7,416.65          | 150.46            |
| J-DIST-10 | 7,532.81          | 100.42            |
| J-DIST-11 | 7,523.04          | 104.64            |
| J-DIST-12 | 7,539.66          | 97.45             |
| J-DIST-13 | 7,684.56          | 85.79             |
| J-DIST-14 | 7,763.00          | 123.64            |
| J-DIST-15 | 7,854.96          | 83.85             |
| J-DIST-16 | 7,871.88          | 76.53             |
| J-DIST-17 | 7,942.66          | 45.91             |
| J-DIST-18 | 7,767.97          | 121.52            |
| J-DIST-19 | 7,932.05          | 116.31            |
| J-DIST-20 | 8,060.43          | 61.19             |
| J-DIST-21 | 8,225.15          | 87.78             |
| J-DIST-22 | 8,438.80          | 107.03            |
| J-DIST-23 | 8,490.15          | 84.98             |
| J-DIST-24 | 8,524.79          | 70.10             |
| J-DIST-25 | 8,638.99          | 96.65             |
| J-DIST-26 | 8,690.51          | 74.55             |
| J-DIST-27 | 8,730.41          | 57.67             |
| J-DIST-28 | 8,902.38          | 86.14             |
| J-DIST-29 | 9,205.20          | 52.66             |
| J-DIST-30 | 8,380.77          | 132.13            |
| J-DIST-31 | 8,739.28          | 53.46             |
| J-DIST-32 | 9,088.25          | 102.81            |
| J-DIST-33 | 7,844.89          | 88.21             |
| J-DIST-34 | 7,637.06          | 106.34            |
| J-DIST-35 | 7,645.13          | 102.85            |
| J-DIST-36 | 7,606.54          | 119.54            |
| J-DIST-37 | 7,580.65          | 130.74            |
| J-DIST-38 | 7,530.83          | 101.28            |
| J-DIST-39 | 7,761.47          | 52.51             |
| J-DIST-40 | 7,473.73          | 125.90            |
| J-DIST-41 | 7,461.47          | 131.20            |
| J-DIST-42 | 7,533.19          | 100.17            |
| J-DIST-43 | 7,590.79          | 75.25             |
| J-DIST-44 | 8,672.92          | 82.54             |
| J-DIST-45 | 9,565.92          | 73.24             |
| J-DIST-46 | 9,512.21          | 96.36             |
| J-DIST-47 | 9,469.33          | 114.63            |
| J-DIST-48 | 9,422.07          | 134.99            |
| J-DIST-49 | 9,320.20          | 92.72             |
| J-DIST-50 | 9,162.77          | 71.09             |
| J-DIST-51 | 9,125.97          | 87.01             |
| J-DIST-52 | 8,970.49          | 65.40             |
| J-DIST-53 | 8,933.89          | 81.23             |
| J-DIST-54 | 8,857.00          | 114.50            |
| J-DIST-55 | 8,787.48          | 144.58            |
| J-DIST-56 | 8,886.04          | 101.94            |
| J-DIST-57 | 8,897.46          | 96.98             |



# SMR Water Model Results

## Peak Hour Demand

Junction Table - Time: 0.00 hours

| Label      | Elevation<br>(ft) | Pressure<br>(psi) |
|------------|-------------------|-------------------|
| J-DIST-58  | 9,462.27          | 117.64            |
| J-DIST-59  | 8,900.75          | 95.57             |
| J-DIST-60  | 9,072.86          | 110.00            |
| J-DIST-61  | 9,166.44          | 69.51             |
| J-DIST-62  | 9,106.84          | 95.30             |
| J-DIST-63  | 9,099.38          | 98.52             |
| J-DIST-64  | 9,184.99          | 61.49             |
| J-DIST-65  | 9,253.81          | 121.29            |
| J-DIST-66  | 9,271.02          | 113.85            |
| J-DIST-67  | 9,283.79          | 108.33            |
| J-DIST-68  | 9,220.50          | 135.72            |
| J-DIST-69  | 9,305.35          | 98.99             |
| J-DIST-70  | 9,322.66          | 91.49             |
| J-DIST-71  | 9,326.48          | 89.83             |
| J-DIST-72  | 9,354.73          | 77.60             |
| J-DIST-73  | 9,393.00          | 61.04             |
| J-DIST-74  | 9,298.89          | 101.77            |
| J-DIST-75  | 9,345.84          | 81.46             |
| J-DIST-76  | 9,374.51          | 69.04             |
| J-DIST-77  | 9,375.96          | 68.41             |
| J-DIST-78  | 9,334.39          | 86.41             |
| J-DIST-79  | 9,277.22          | 111.18            |
| J-DIST-80  | 9,266.96          | 115.66            |
| J-DIST-81  | 8,819.48          | 88.46             |
| J-DIST-82  | 8,781.41          | 104.92            |
| J-DIST-83  | 8,686.65          | 145.92            |
| J-DIST-84  | 8,604.79          | 68.75             |
| J-DIST-85  | 8,495.35          | 116.10            |
| J-DIST-86  | 8,587.69          | 76.15             |
| J-DIST-87  | 8,606.18          | 68.15             |
| J-DIST-88  | 8,613.66          | 64.91             |
| J-DIST-89  | 8,635.16          | 55.61             |
| J-DIST-90  | 8,587.48          | 76.23             |
| J-DIST-91  | 9,383.00          | 65.37             |
| J-DIST-92  | 9,363.00          | 74.02             |
| J-DIST-93  | 9,174.49          | 66.04             |
| J-DIST-94  | 9,018.35          | 44.70             |
| J-DIST-95  | 8,830.70          | 125.88            |
| J-DIST-96  | 9,014.93          | 46.17             |
| J-DIST-97  | 8,529.20          | 101.45            |
| J-DIST-98  | 8,602.45          | 69.76             |
| J-DIST-99  | 8,997.15          | 45.45             |
| J-DIST-100 | 8,809.12          | 126.10            |
| J-DIST-101 | 8,729.06          | 58.06             |
| J-DIST-102 | 8,699.51          | 71.04             |
| J-DIST-103 | 8,559.65          | 55.16             |
| J-DIST-104 | 8,397.43          | 124.76            |
| J-DIST-105 | 8,355.64          | 142.71            |
| J-DIST-106 | 8,296.87          | 57.04             |
| J-DIST-107 | 8,194.94          | 100.73            |
| J-DIST-108 | 8,121.43          | 132.32            |
| J-DIST-109 | 8,007.73          | 83.80             |
| J-DIST-110 | 7,906.76          | 61.99             |
| J-DIST-111 | 7,863.70          | 80.47             |
| J-DIST-112 | 7,817.85          | 100.13            |
| J-DIST-113 | 7,756.54          | 54.07             |
| J-DIST-114 | 7,746.46          | 58.44             |

# SMR Water Model Results

## Peak Hour Demand

Junction Table - Time: 0.00 hours

| Label      | Elevation<br>(ft) | Pressure<br>(psi) |
|------------|-------------------|-------------------|
| J-DIST-115 | 7,730.69          | 65.26             |
| J-DIST-116 | 7,728.27          | 66.99             |
| J-DIST-117 | 7,775.98          | 118.02            |
| J-DIST-118 | 7,843.02          | 89.02             |
| J-DIST-119 | 7,743.71          | 60.20             |
| J-DIST-120 | 7,710.60          | 74.52             |
| J-DIST-121 | 7,661.80          | 95.64             |
| J-DIST-122 | 7,671.32          | 91.52             |
| J-DIST-123 | 7,631.35          | 108.81            |
| J-DIST-124 | 7,642.61          | 103.94            |
| J-DIST-125 | 7,638.73          | 105.61            |
| J-DIST-126 | 7,634.48          | 107.45            |
| J-DIST-127 | 7,569.53          | 84.54             |
| J-DIST-128 | 7,500.56          | 114.32            |
| J-DIST-129 | 7,491.90          | 118.03            |
| J-DIST-130 | 8,246.44          | 78.70             |
| J-DIST-131 | 8,467.98          | 94.49             |
| J-DIST-132 | 8,760.00          | 45.02             |
| J-DIST-133 | 8,850.74          | 108.29            |
| J-DIST-134 | 8,937.71          | 70.98             |
| J-DIST-135 | 9,158.16          | 72.78             |
| J-DIST-136 | 9,268.95          | 114.79            |
| J-DIST-137 | 9,577.82          | 68.09             |
| J-DIST-138 | 9,220.26          | 46.23             |
| J-DIST-139 | 9,146.00          | 78.35             |
| J-DIST-140 | 9,264.44          | 116.70            |
| J-DIST-141 | 9,251.28          | 122.40            |
| J-DIST-142 | 9,140.22          | 80.85             |
| J-DIST-143 | 8,842.78          | 120.65            |
| J-DIST-144 | 8,933.13          | 81.56             |
| J-DIST-145 | 8,989.67          | 57.09             |
| J-DIST-146 | 8,584.18          | 77.66             |
| J-DIST-147 | 8,706.25          | 68.02             |
| J-DIST-148 | 7,959.18          | 104.64            |
| J-DIST-149 | 8,600.48          | 113.16            |
| J-DIST-150 | 9,375.78          | 68.49             |
| J-DIST-151 | 9,380.75          | 66.34             |
| J-DIST-152 | 9,091.81          | 101.79            |
| J-DIST-153 | 9,000.15          | 52.55             |
| J-DIST-154 | 8,913.97          | 89.83             |
| J-DIST-155 | 8,847.67          | 118.52            |
| J-DIST-156 | 8,447.37          | 103.36            |
| J-DIST-157 | 8,491.90          | 84.09             |
| J-DIST-158 | 9,487.90          | 106.68            |
| J-DIST-159 | 9,471.00          | 112.40            |
| J-DIST-160 | 7,539.12          | 97.60             |
| J-DIST-161 | 9,240.02          | 127.31            |
| J-DIST-162 | 9,455.09          | 118.62            |
| J-DIST-163 | 9,296.55          | 107.54            |
| J-DIST-164 | 9,279.92          | 114.13            |
| J-DIST-165 | 9,404.85          | 56.28             |
| J-DIST-166 | 9,363.00          | 74.29             |
| J-DIST-167 | 9,438.07          | 128.09            |
| J-DIST-168 | 9,480.86          | 109.62            |
| J-DIST-169 | 9,464.01          | 116.27            |
| J-DIST-170 | 7,488.53          | 119.51            |
| J-DIST-171 | 9,265.52          | 119.93            |

# SMR Water Model Results

## Peak Hour Demand

Junction Table - Time: 0.00 hours

| Label      | Elevation<br>(ft) | Pressure<br>(psi) |
|------------|-------------------|-------------------|
| J-DIST-172 | 9,076.56          | 107.84            |
| J-DIST-173 | 9,126.86          | 86.63             |
| J-DIST-174 | 9,135.41          | 82.93             |
| J-DIST-175 | 9,169.93          | 68.00             |
| J-DIST-176 | 9,132.34          | 84.26             |
| J-DIST-177 | 9,127.58          | 86.33             |
| J-DIST-178 | 9,148.97          | 77.07             |
| J-DIST-179 | 9,154.66          | 74.61             |
| J-DIST-180 | 9,178.72          | 64.20             |
| J-DIST-181 | 9,199.28          | 55.31             |
| J-DIST-182 | 9,220.50          | 46.13             |
| J-DIST-183 | 9,225.03          | 44.17             |
| J-DIST-184 | 9,240.25          | 127.11            |
| J-DIST-185 | 9,273.34          | 112.80            |
| J-DIST-186 | 9,291.10          | 105.12            |
| J-DIST-187 | 9,325.76          | 90.13             |
| J-DIST-188 | 9,350.41          | 79.46             |
| J-DIST-189 | 9,354.43          | 77.72             |
| J-DIST-190 | 9,269.00          | 114.73            |
| J-DIST-191 | 9,263.95          | 116.92            |
| J-DIST-192 | 8,884.48          | 102.59            |
| J-DIST-193 | 8,822.76          | 129.29            |
| J-DIST-194 | 7,555.53          | 90.59             |
| J-DIST-195 | 7,518.78          | 106.46            |
| J-DIST-196 | 7,454.85          | 134.06            |
| J-DIST-197 | 7,886.46          | 70.23             |
| J-DIST-198 | 7,861.38          | 81.08             |
| J-DIST-199 | 7,812.16          | 102.37            |
| J-DIST-200 | 7,637.45          | 106.17            |
| J-DIST-201 | 7,643.94          | 103.36            |
| J-DIST-202 | 7,777.64          | 117.39            |
| J-DIST-203 | 7,839.17          | 90.99             |
| J-DIST-204 | 7,886.08          | 70.88             |
| J-DIST-205 | 7,981.01          | 95.27             |
| J-DIST-206 | 8,046.61          | 67.14             |
| J-DIST-207 | 8,029.97          | 74.25             |
| J-DIST-208 | 8,161.56          | 115.06            |
| J-DIST-209 | 8,323.00          | 45.83             |
| J-DIST-210 | 8,425.86          | 112.57            |
| J-DIST-211 | 8,410.62          | 119.22            |
| J-DIST-212 | 8,467.32          | 94.73             |
| J-DIST-213 | 8,504.23          | 78.95             |
| J-DIST-214 | 8,664.31          | 85.76             |
| J-DIST-215 | 8,710.76          | 65.79             |
| J-DIST-216 | 8,729.53          | 57.67             |
| J-DIST-217 | 8,717.24          | 63.10             |
| J-DIST-218 | 8,669.54          | 84.01             |
| J-DIST-219 | 8,827.11          | 118.40            |
| J-DIST-220 | 8,879.19          | 96.08             |
| J-DIST-221 | 8,968.52          | 57.75             |
| J-DIST-222 | 9,027.86          | 128.76            |
| J-DIST-223 | 9,066.91          | 111.98            |
| J-DIST-224 | 9,353.88          | 78.22             |
| J-DIST-225 | 9,441.43          | 126.65            |
| J-DIST-226 | 9,472.90          | 113.12            |
| J-DIST-227 | 9,242.94          | 126.04            |
| J-DIST-228 | 9,260.65          | 118.37            |



# SMR Water Model Results

## Peak Hour Demand

Junction Table - Time: 0.00 hours

| Label      | Elevation<br>(ft) | Pressure<br>(psi) |
|------------|-------------------|-------------------|
| J-DIST-229 | 9,271.56          | 113.64            |
| J-DIST-230 | 9,291.50          | 104.99            |
| J-DIST-231 | 9,339.78          | 84.08             |
| J-DIST-232 | 9,366.56          | 72.48             |
| J-DIST-233 | 9,345.45          | 81.62             |
| J-DIST-234 | 9,314.22          | 95.14             |
| J-DIST-235 | 9,274.92          | 112.17            |
| J-DIST-236 | 9,281.31          | 109.40            |
| J-DIST-237 | 9,258.29          | 119.36            |
| J-DIST-238 | 9,266.75          | 115.69            |
| J-DIST-239 | 9,233.40          | 130.12            |
| J-DIST-240 | 9,169.23          | 68.31             |
| J-DIST-241 | 9,150.38          | 76.47             |
| J-DIST-242 | 9,155.77          | 74.13             |
| J-DIST-243 | 9,127.08          | 86.54             |
| J-DIST-244 | 9,123.18          | 88.22             |
| J-DIST-245 | 9,091.68          | 101.85            |
| J-DIST-246 | 9,153.12          | 75.27             |
| J-DIST-247 | 9,146.52          | 78.13             |
| J-DIST-248 | 9,113.50          | 92.42             |
| J-DIST-249 | 9,061.09          | 115.09            |
| J-DIST-250 | 8,998.33          | 53.36             |
| J-DIST-251 | 8,960.91          | 69.55             |
| J-DIST-252 | 8,937.17          | 79.82             |
| J-DIST-253 | 8,943.88          | 76.91             |
| J-DIST-254 | 8,993.70          | 55.36             |
| J-DIST-255 | 9,063.29          | 114.13            |
| J-DIST-256 | 8,911.99          | 90.69             |
| J-DIST-257 | 9,097.94          | 99.14             |
| J-DIST-258 | 8,879.45          | 104.77            |
| J-DIST-259 | 8,953.46          | 72.75             |
| J-DIST-260 | 9,135.86          | 82.73             |
| J-DIST-261 | 8,812.57          | 91.44             |
| J-DIST-262 | 8,753.07          | 117.18            |
| J-DIST-263 | 8,660.03          | 44.85             |
| J-DIST-264 | 8,624.94          | 60.03             |
| J-DIST-265 | 8,713.89          | 134.14            |
| J-DIST-266 | 8,573.42          | 82.32             |
| J-DIST-267 | 8,508.39          | 110.46            |
| J-DIST-268 | 8,619.17          | 62.53             |
| J-DIST-269 | 9,551.71          | 79.39             |
| J-DIST-270 | 9,531.13          | 88.30             |
| J-DIST-271 | 9,508.60          | 5.72              |
| J-DIST-272 | 9,089.46          | 102.81            |
| J-DIST-273 | 9,089.80          | 102.67            |
| J-DIST-274 | 9,068.43          | 111.91            |
| J-DIST-275 | 9,036.85          | 125.57            |
| J-DIST-276 | 9,066.08          | 112.93            |
| J-DIST-277 | 8,803.86          | 137.49            |
| J-DIST-278 | 9,521.50          | 0.08              |
| J-DIST-279 | 9,516.42          | 2.28              |
| J-DIST-280 | 9,523.52          | 91.59             |
| J-DIST-281 | 9,301.58          | 100.74            |
| J-DIST-282 | 9,324.05          | 91.03             |
| J-DIST-283 | 9,330.56          | 88.21             |
| J-DIST-284 | 9,312.21          | 96.15             |
| J-DIST-285 | 9,417.40          | 50.88             |

# SMR Water Model Results

## Peak Hour Demand

Junction Table - Time: 0.00 hours

| Label      | Elevation<br>(ft) | Pressure<br>(psi) |
|------------|-------------------|-------------------|
| J-DIST-286 | 7,736.94          | 62.56             |
| J-DIST-287 | 7,702.29          | 77.54             |
| J-DIST-288 | 7,683.25          | 85.78             |
| J-DIST-289 | 7,782.81          | 115.07            |
| J-DIST-290 | 7,748.71          | 129.82            |
| J-DIST-291 | 7,758.03          | 125.79            |
| J-DIST-292 | 7,768.48          | 121.27            |
| J-DIST-293 | 7,483.00          | 121.89            |
| J-DIST-294 | 7,585.14          | 128.80            |
| J-DIST-295 | 7,608.37          | 118.75            |
| J-DIST-296 | 7,627.72          | 110.38            |
| J-DIST-297 | 7,673.00          | 90.79             |
| J-DIST-298 | 7,681.10          | 87.28             |
| J-DIST-299 | 7,694.37          | 81.54             |
| J-DIST-300 | 7,711.52          | 74.12             |
| J-DIST-301 | 7,670.69          | 91.79             |
| J-DIST-302 | 9,383.00          | 65.37             |
| J-DIST-303 | 8,960.87          | 69.56             |
| J-DIST-304 | 9,584.69          | 65.12             |
| J-DIST-305 | 9,441.02          | 34.90             |
| J-DIST-306 | 9,468.93          | 22.83             |
| J-DIST-307 | 9,488.37          | 14.41             |
| J-DIST-308 | 9,472.16          | 21.43             |
| J-DIST-309 | 9,420.24          | 135.78            |
| J-DIST-310 | 9,328.38          | 94.58             |
| J-DIST-311 | 9,384.33          | 70.77             |
| J-DIST-312 | 9,237.33          | 128.47            |
| J-DIST-313 | 9,260.15          | 119.22            |
| J-DIST-314 | 9,268.22          | 116.48            |
| J-DIST-315 | 9,266.88          | 117.48            |
| J-DIST-316 | 9,266.25          | 118.10            |
| J-DIST-317 | 9,258.89          | 121.76            |
| J-DIST-318 | 9,262.67          | 120.54            |
| J-DIST-319 | 7,672.53          | 41.38             |
| J-DIST-320 | 9,060.63          | 115.27            |
| J-DIST-321 | 7,824.80          | 96.90             |
| J-DIST-322 | 7,700.65          | 78.82             |
| J-DIST-323 | 7,763.38          | 51.69             |
| J-DIST-324 | 7,772.87          | 47.58             |
| J-DIST-325 | 7,757.10          | 54.60             |
| J-DIST-326 | 7,746.53          | 59.14             |
| J-DIST-327 | 7,917.00          | 57.60             |
| J-DIST-328 | 8,587.07          | 43.43             |
| J-DIST-329 | 7,525.07          | 103.77            |
| J-DIST-330 | 7,518.36          | 106.68            |
| J-DIST-331 | 7,513.00          | 109.01            |
| J-DIST-332 | 7,504.39          | 112.74            |
| J-DIST-333 | 7,494.19          | 117.16            |
| J-DIST-334 | 7,493.00          | 117.68            |
| J-DIST-335 | 7,826.53          | 96.15             |
| J-DIST-336 | 7,780.05          | 116.26            |
| J-DIST-337 | 7,873.46          | 75.85             |
| J-DIST-338 | 7,763.00          | 123.64            |
| J-DIST-339 | 9,081.67          | 106.18            |
| J-DIST-340 | 9,141.66          | 80.24             |
| J-DIST-341 | 9,463.00          | 116.71            |
| J-DIST-342 | 9,305.67          | 104.04            |

# SMR Water Model Results

## Peak Hour Demand

Junction Table - Time: 0.00 hours

| Label      | Elevation<br>(ft) | Pressure<br>(psi) |
|------------|-------------------|-------------------|
| J-DIST-343 | 9,268.66          | 119.00            |
| J-DIST-344 | 8,861.87          | 112.37            |
| J-DIST-360 | 9,420.33          | 43.86             |
| J-DIST-370 | 9,265.81          | 116.15            |
| J-EX-2     | 7,437.33          | 141.51            |
| J-EX-3     | 7,476.22          | 124.82            |
| J-EX-4     | 7,589.52          | 75.39             |
| J-EX-5     | 7,493.00          | 117.68            |
| J-TM-1     | 7,545.27          | 689.96            |
| J-TM-2     | 7,455.75          | 728.69            |
| J-TM-3     | 7,471.58          | 721.85            |
| J-TM-4     | 7,499.50          | 709.77            |
| J-TM-5     | 7,535.65          | 694.13            |
| J-TM-6     | 7,605.83          | 663.76            |
| J-TM-7     | 7,638.14          | 649.78            |
| J-TM-8     | 7,639.16          | 649.34            |
| J-TM-9     | 7,676.25          | 633.30            |
| J-TM-10    | 7,683.32          | 630.24            |
| J-TM-11    | 7,763.00          | 595.76            |
| J-TM-12    | 7,816.53          | 572.60            |
| J-TM-13    | 7,863.09          | 552.46            |
| J-TM-14    | 7,905.54          | 534.09            |
| J-TM-15    | 7,930.73          | 523.19            |
| J-TM-16    | 7,958.02          | 511.39            |
| J-TM-17    | 8,060.16          | 467.19            |
| J-TM-18    | 8,122.63          | 440.17            |
| J-TM-19    | 8,196.00          | 408.42            |
| J-TM-20    | 8,226.70          | 395.14            |
| J-TM-21    | 8,295.65          | 365.31            |
| J-TM-22    | 8,355.22          | 339.54            |
| J-TM-23    | 8,467.86          | 290.80            |
| J-TM-24    | 8,558.72          | 251.49            |
| J-TM-25    | 8,629.70          | 220.78            |
| J-TM-26    | 8,006.56          | 490.38            |
| J-TM-27    | 7,776.35          | 589.99            |
| J-TM-28    | 7,726.60          | 611.51            |
| J-TM-29    | 7,630.29          | 653.18            |
| J-TM-30    | 7,640.79          | 648.64            |
| J-TM-31    | 7,633.62          | 651.74            |
| J-TM-32    | 7,566.11          | 680.95            |
| J-TM-33    | 7,482.58          | 717.09            |
| J-TM-34    | 7,492.62          | 712.74            |
| J-TM-35    | 7,678.17          | 632.46            |
| J-TM-36    | 7,702.08          | 622.12            |
| J-TM-37    | 7,595.67          | 668.16            |
| J-TM-38    | 8,245.32          | 387.09            |
| J-TM-39    | 8,398.61          | 320.76            |
| J-TM-40    | 8,439.45          | 303.09            |
| J-TM-41    | 8,502.35          | 275.88            |
| J-TM-42    | 8,602.02          | 232.76            |
| J-TM-43    | 8,662.55          | 588.68            |
| J-TM-44    | 8,693.90          | 575.12            |
| J-TM-45    | 8,730.07          | 559.47            |
| J-TM-46    | 8,731.30          | 558.94            |
| J-TM-47    | 8,810.35          | 524.74            |
| J-TM-48    | 8,761.23          | 545.99            |
| J-TM-49    | 8,851.77          | 506.81            |



# SMR Water Model Results

## Peak Hour Demand

Junction Table - Time: 0.00 hours

| Label   | Elevation<br>(ft) | Pressure<br>(psi) |
|---------|-------------------|-------------------|
| J-TM-50 | 8,904.80          | 483.87            |
| J-TM-51 | 8,938.84          | 469.14            |
| J-TM-52 | 8,998.89          | 443.16            |
| J-TM-53 | 9,088.64          | 404.33            |
| J-TM-54 | 9,241.35          | 338.26            |
| J-TM-55 | 9,159.41          | 373.71            |
| J-TM-56 | 8,706.42          | 569.70            |
| J-TM-57 | 9,266.96          | 327.18            |
| J-TM-58 | 9,350.30          | 291.12            |
| J-TM-59 | 9,473.29          | 237.91            |
| J-TM-60 | 9,503.46          | 224.86            |
| J-TM-61 | 7,635.16          | 651.07            |
| J-TM-62 | 7,635.74          | 650.82            |
| J-TM-63 | 7,644.76          | 646.92            |
| J-TM-64 | 7,580.28          | 674.82            |
| J-TM-65 | 7,838.01          | 563.31            |
| J-TM-66 | 7,884.68          | 543.12            |
| J-TM-67 | 7,980.94          | 501.47            |
| J-TM-68 | 8,045.32          | 473.62            |
| J-TM-69 | 8,029.15          | 480.61            |
| J-TM-70 | 8,162.78          | 422.80            |
| J-TM-71 | 8,323.00          | 353.48            |
| J-TM-72 | 8,426.04          | 308.90            |
| J-TM-73 | 8,489.84          | 281.29            |
| J-TM-74 | 8,524.51          | 266.29            |
| J-TM-75 | 8,718.50          | 564.47            |
| J-TM-76 | 8,827.48          | 517.32            |
| J-TM-77 | 8,880.27          | 494.48            |
| J-TM-78 | 8,969.79          | 455.75            |
| J-TM-79 | 9,029.41          | 429.96            |
| J-TM-80 | 9,067.98          | 413.27            |
| J-TM-81 | 9,204.98          | 354.00            |
| J-TM-82 | 9,270.25          | 325.76            |
| J-TM-83 | 9,320.24          | 304.13            |
| J-TM-84 | 9,370.67          | 282.31            |
| J-TM-85 | 9,404.87          | 267.51            |
| J-TM-86 | 9,441.85          | 251.51            |
| J-TM-87 | 9,496.54          | 227.85            |
| J-TM-88 | 7,455.29          | 728.90            |
| J-TM-89 | 7,534.85          | 694.47            |
| J-TM-90 | 7,517.78          | 701.86            |
| J-TM-91 | 7,556.26          | 685.21            |

# SMR Water Model Results

## Peak Hour Demand

Pipe Table - Time: 0.00 hours

| Label   | Length<br>(ft) | Diameter<br>(in) | Flow<br>(gpm) | Velocity<br>(ft/s) |
|---------|----------------|------------------|---------------|--------------------|
| DIST-1  | 658            | 12.0             | -417.63       | 1.18               |
| DIST-2  | 265            | 12.0             | -426.42       | 1.21               |
| DIST-3  | 213            | 12.0             | -426.42       | 1.21               |
| DIST-4  | 99             | 12.0             | 426.42        | 1.21               |
| DIST-5  | 79             | 12.0             | -426.43       | 1.21               |
| DIST-6  | 502            | 12.0             | 14.46         | 0.04               |
| DIST-7  | 55             | 12.0             | 10.64         | 0.03               |
| DIST-8  | 461            | 12.0             | 9.86          | 0.03               |
| DIST-9  | 346            | 12.0             | 8.30          | 0.02               |
| DIST-10 | 445            | 12.0             | 6.22          | 0.02               |
| DIST-11 | 435            | 12.0             | 4.92          | 0.01               |
| DIST-12 | 11             | 12.0             | 4.58          | 0.01               |
| DIST-13 | 368            | 12.0             | 4.58          | 0.01               |
| DIST-14 | 504            | 12.0             | 3.43          | 0.01               |
| DIST-15 | 15             | 12.0             | -448.05       | 1.27               |
| DIST-16 | 148            | 12.0             | -448.05       | 1.27               |
| DIST-17 | 229            | 12.0             | -461.40       | 1.31               |
| DIST-18 | 657            | 12.0             | -464.92       | 1.32               |
| DIST-19 | 373            | 12.0             | -470.45       | 1.33               |
| DIST-20 | 422            | 12.0             | -470.96       | 1.34               |
| DIST-21 | 403            | 12.0             | -472.47       | 1.34               |
| DIST-22 | 292            | 12.0             | -474.48       | 1.35               |
| DIST-23 | 155            | 12.0             | -475.99       | 1.35               |
| DIST-24 | 72             | 12.0             | -477.00       | 1.35               |
| DIST-25 | 136            | 12.0             | -476.95       | 1.35               |
| DIST-26 | 314            | 12.0             | -477.45       | 1.35               |
| DIST-27 | 313            | 12.0             | -478.46       | 1.36               |
| DIST-28 | 409            | 12.0             | -478.96       | 1.36               |
| DIST-29 | 299            | 12.0             | -478.96       | 1.36               |
| DIST-30 | 372            | 12.0             | -478.96       | 1.36               |
| DIST-31 | 161            | 12.0             | -479.47       | 1.36               |
| DIST-32 | 503            | 12.0             | -481.98       | 1.37               |
| DIST-33 | 153            | 12.0             | -482.00       | 1.37               |
| DIST-34 | 410            | 12.0             | -484.52       | 1.37               |
| DIST-35 | 497            | 12.0             | -487.03       | 1.38               |
| DIST-36 | 520            | 12.0             | -488.54       | 1.39               |
| DIST-37 | 533            | 12.0             | -489.55       | 1.39               |
| DIST-38 | 651            | 12.0             | -492.07       | 1.40               |
| DIST-39 | 412            | 12.0             | -495.08       | 1.40               |
| DIST-40 | 151            | 12.0             | -497.10       | 1.41               |
| DIST-41 | 175            | 12.0             | -497.10       | 1.41               |
| DIST-42 | 530            | 12.0             | -498.53       | 1.41               |
| DIST-43 | 399            | 12.0             | -501.32       | 1.42               |
| DIST-44 | 239            | 12.0             | -503.52       | 1.43               |
| DIST-45 | 156            | 12.0             | -511.61       | 1.45               |
| DIST-46 | 210            | 12.0             | -515.13       | 1.46               |
| DIST-47 | 270            | 12.0             | -515.64       | 1.46               |
| DIST-48 | 250            | 12.0             | -516.14       | 1.46               |
| DIST-49 | 183            | 12.0             | -516.14       | 1.46               |
| DIST-50 | 528            | 12.0             | -517.57       | 1.47               |
| DIST-51 | 492            | 12.0             | -520.36       | 1.48               |
| DIST-52 | 50             | 12.0             | -521.71       | 1.48               |
| DIST-53 | 113            | 12.0             | -521.70       | 1.48               |
| DIST-54 | 562            | 12.0             | -522.12       | 1.48               |
| DIST-55 | 247            | 12.0             | -523.05       | 1.48               |
| DIST-56 | 458            | 12.0             | -523.56       | 1.49               |
| DIST-57 | 406            | 12.0             | -527.11       | 1.50               |

# SMR Water Model Results

## Peak Hour Demand

Pipe Table - Time: 0.00 hours

| Label    | Length<br>(ft) | Diameter<br>(in) | Flow<br>(gpm) | Velocity<br>(ft/s) |
|----------|----------------|------------------|---------------|--------------------|
| DIST-58  | 266            | 12.0             | -527.11       | 1.50               |
| DIST-59  | 323            | 12.0             | -527.11       | 1.50               |
| DIST-60  | 373            | 12.0             | -527.11       | 1.50               |
| DIST-61  | 528            | 12.0             | -530.52       | 1.50               |
| DIST-62  | 112            | 12.0             | -530.52       | 1.50               |
| DIST-63  | 416            | 12.0             | -530.52       | 1.50               |
| DIST-64  | 321            | 12.0             | -531.10       | 1.51               |
| DIST-65  | 371            | 12.0             | -532.25       | 1.51               |
| DIST-66  | 360            | 12.0             | -532.82       | 1.51               |
| DIST-67  | 338            | 12.0             | -533.40       | 1.51               |
| DIST-68  | 449            | 12.0             | -534.55       | 1.52               |
| DIST-69  | 337            | 12.0             | -535.13       | 1.52               |
| DIST-70  | 290            | 12.0             | -535.13       | 1.52               |
| DIST-71  | 122            | 12.0             | 535.13        | 1.52               |
| DIST-72  | 351            | 12.0             | -535.16       | 1.52               |
| DIST-73  | 387            | 12.0             | -535.16       | 1.52               |
| DIST-74  | 132            | 12.0             | -535.16       | 1.52               |
| DIST-75  | 121            | 12.0             | -535.16       | 1.52               |
| DIST-76  | 741            | 12.0             | -535.16       | 1.52               |
| DIST-77  | 824            | 12.0             | -535.16       | 1.52               |
| DIST-78  | 466            | 8.0              | 6.15          | 0.04               |
| DIST-79  | 394            | 8.0              | 2.86          | 0.02               |
| DIST-80  | 320            | 8.0              | 3.56          | 0.02               |
| DIST-81  | 262            | 8.0              | 2.63          | 0.02               |
| DIST-82  | 314            | 8.0              | 1.28          | 0.01               |
| DIST-83  | 333            | 8.0              | -0.44         | 0.00               |
| DIST-84  | 409            | 8.0              | -2.78         | 0.02               |
| DIST-85  | 556            | 12.0             | 35.97         | 0.10               |
| DIST-86  | 460            | 12.0             | 34.83         | 0.10               |
| DIST-87  | 466            | 12.0             | 33.93         | 0.10               |
| DIST-88  | 378            | 12.0             | 32.63         | 0.09               |
| DIST-89  | 286            | 12.0             | 31.84         | 0.09               |
| DIST-90  | 206            | 12.0             | 31.84         | 0.09               |
| DIST-91  | 404            | 12.0             | 30.99         | 0.09               |
| DIST-92  | 246            | 12.0             | 29.29         | 0.08               |
| DIST-93  | 316            | 12.0             | 14.03         | 0.04               |
| DIST-94  | 472            | 12.0             | 12.76         | 0.04               |
| DIST-95  | 51             | 12.0             | 0.00          | 0.00               |
| DIST-96  | 274            | 12.0             | 0.00          | 0.00               |
| DIST-97  | 293            | 12.0             | -4.25         | 0.01               |
| DIST-98  | 198            | 12.0             | -6.38         | 0.02               |
| DIST-99  | 372            | 8.0              | 12.35         | 0.08               |
| DIST-100 | 685            | 8.0              | 9.63          | 0.06               |
| DIST-101 | 355            | 8.0              | 7.44          | 0.05               |
| DIST-102 | 246            | 8.0              | 5.53          | 0.04               |
| DIST-103 | 135            | 8.0              | 2.67          | 0.02               |
| DIST-104 | 88             | 8.0              | 2.29          | 0.01               |
| DIST-105 | 259            | 8.0              | 113.78        | 0.73               |
| DIST-106 | 272            | 8.0              | 106.12        | 0.68               |
| DIST-107 | 146            | 8.0              | 106.12        | 0.68               |
| DIST-108 | 194            | 8.0              | 93.41         | 0.60               |
| DIST-109 | 355            | 8.0              | 27.88         | 0.18               |
| DIST-110 | 391            | 8.0              | 26.56         | 0.17               |
| DIST-111 | 366            | 8.0              | 25.24         | 0.16               |
| DIST-112 | 337            | 8.0              | 13.45         | 0.09               |
| DIST-113 | 339            | 8.0              | 8.68          | 0.06               |
| DIST-114 | 150            | 8.0              | 4.72          | 0.03               |



# SMR Water Model Results

## Peak Hour Demand

Pipe Table - Time: 0.00 hours

| Label    | Length<br>(ft) | Diameter<br>(in) | Flow<br>(gpm) | Velocity<br>(ft/s) |
|----------|----------------|------------------|---------------|--------------------|
| DIST-115 | 519            | 8.0              | 2.55          | 0.02               |
| DIST-116 | 50             | 8.0              | 12.85         | 0.08               |
| DIST-117 | 138            | 8.0              | -12.85        | 0.08               |
| DIST-118 | 324            | 8.0              | 12.00         | 0.08               |
| DIST-119 | 375            | 8.0              | 12.00         | 0.08               |
| DIST-120 | 211            | 8.0              | 1.70          | 0.01               |
| DIST-121 | 133            | 12.0             | (N/A)         | (N/A)              |
| DIST-122 | 441            | 8.0              | 2.98          | 0.02               |
| DIST-123 | 271            | 8.0              | 2.13          | 0.01               |
| DIST-124 | 322            | 8.0              | 1.28          | 0.01               |
| DIST-125 | 280            | 12.0             | -2.88         | 0.01               |
| DIST-126 | 231            | 12.0             | -4.61         | 0.01               |
| DIST-127 | 384            | 12.0             | -6.34         | 0.02               |
| DIST-128 | 251            | 12.0             | -7.49         | 0.02               |
| DIST-129 | 237            | 12.0             | 918.50        | 2.61               |
| DIST-130 | 242            | 12.0             | 463.67        | 1.32               |
| DIST-131 | 158            | 12.0             | 463.67        | 1.32               |
| DIST-132 | 363            | 12.0             | 366.00        | 1.04               |
| DIST-133 | 272            | 12.0             | 365.16        | 1.04               |
| DIST-134 | 481            | 12.0             | 443.96        | 1.26               |
| DIST-135 | 116            | 12.0             | 442.03        | 1.25               |
| DIST-136 | 350            | 12.0             | 440.93        | 1.25               |
| DIST-137 | 166            | 12.0             | 439.52        | 1.25               |
| DIST-138 | 374            | 12.0             | 433.68        | 1.23               |
| DIST-139 | 358            | 12.0             | 127.15        | 0.36               |
| DIST-140 | 126            | 12.0             | 127.15        | 0.36               |
| DIST-141 | 193            | 12.0             | 127.15        | 0.36               |
| DIST-142 | 823            | 12.0             | 127.15        | 0.36               |
| DIST-143 | 484            | 12.0             | 43.11         | 0.12               |
| DIST-144 | 238            | 12.0             | 41.67         | 0.12               |
| DIST-145 | 774            | 12.0             | 0.87          | 0.00               |
| DIST-146 | 399            | 12.0             | 0.00          | 0.00               |
| DIST-147 | 70             | 12.0             | 0.00          | 0.00               |
| DIST-148 | 525            | 12.0             | -0.87         | 0.00               |
| DIST-149 | 435            | 12.0             | -2.60         | 0.01               |
| DIST-150 | 350            | 12.0             | -15.58        | 0.04               |
| DIST-151 | 288            | 12.0             | -15.58        | 0.04               |
| DIST-152 | 919            | 8.0              | 14.79         | 0.09               |
| DIST-153 | 505            | 8.0              | -0.83         | 0.01               |
| DIST-154 | 368            | 8.0              | -3.43         | 0.02               |
| DIST-155 | 237            | 8.0              | 3.47          | 0.02               |
| DIST-156 | 462            | 8.0              | 11.24         | 0.07               |
| DIST-157 | 756            | 8.0              | 9.51          | 0.06               |
| DIST-158 | 354            | 8.0              | 39.06         | 0.25               |
| DIST-159 | 330            | 8.0              | 35.59         | 0.23               |
| DIST-160 | 399            | 8.0              | 32.12         | 0.21               |
| DIST-161 | 366            | 8.0              | 32.12         | 0.21               |
| DIST-162 | 625            | 8.0              | 27.78         | 0.18               |
| DIST-163 | 361            | 8.0              | 4.34          | 0.03               |
| DIST-164 | 293            | 8.0              | 95.80         | 0.61               |
| DIST-165 | 327            | 8.0              | 89.96         | 0.57               |
| DIST-166 | 311            | 8.0              | 84.11         | 0.54               |
| DIST-167 | 337            | 8.0              | 81.51         | 0.52               |
| DIST-168 | 629            | 8.0              | 13.02         | 0.08               |
| DIST-169 | 638            | 8.0              | 9.55          | 0.06               |
| DIST-170 | 770            | 8.0              | 4.34          | 0.03               |
| DIST-171 | 194            | 12.0             | -31.24        | 0.09               |

# SMR Water Model Results

## Peak Hour Demand

Pipe Table - Time: 0.00 hours

| Label    | Length<br>(ft) | Diameter<br>(in) | Flow<br>(gpm) | Velocity<br>(ft/s) |
|----------|----------------|------------------|---------------|--------------------|
| DIST-172 | 307            | 12.0             | -31.24        | 0.09               |
| DIST-173 | 321            | 12.0             | -31.24        | 0.09               |
| DIST-174 | 186            | 12.0             | -32.11        | 0.09               |
| DIST-175 | 287            | 12.0             | -34.71        | 0.10               |
| DIST-176 | 485            | 12.0             | -34.71        | 0.10               |
| DIST-177 | 234            | 12.0             | -38.18        | 0.11               |
| DIST-178 | 338            | 12.0             | -39.92        | 0.11               |
| DIST-179 | 626            | 12.0             | -40.78        | 0.12               |
| DIST-180 | 205            | 12.0             | -41.65        | 0.12               |
| DIST-181 | 467            | 12.0             | -23.79        | 0.07               |
| DIST-182 | 209            | 12.0             | -23.79        | 0.07               |
| DIST-183 | 295            | 12.0             | 33.39         | 0.09               |
| DIST-184 | 219            | 8.0              | 33.39         | 0.21               |
| DIST-185 | 278            | 8.0              | 29.14         | 0.19               |
| DIST-186 | 291            | 8.0              | 29.14         | 0.19               |
| DIST-187 | 210            | 8.0              | 29.14         | 0.19               |
| DIST-188 | 300            | 8.0              | 14.89         | 0.10               |
| DIST-189 | 272            | 8.0              | 14.89         | 0.10               |
| DIST-190 | 294            | 8.0              | 14.89         | 0.10               |
| DIST-191 | 300            | 8.0              | 0.09          | 0.00               |
| DIST-192 | 236            | 8.0              | -17.86        | 0.11               |
| DIST-193 | 208            | 8.0              | -18.73        | 0.12               |
| DIST-194 | 388            | 8.0              | -21.34        | 0.14               |
| DIST-195 | 355            | 8.0              | -23.07        | 0.15               |
| DIST-196 | 25             | 8.0              | -23.07        | 0.15               |
| DIST-197 | 363            | 8.0              | -23.07        | 0.15               |
| DIST-198 | 356            | 8.0              | 1.30          | 0.01               |
| DIST-199 | 370            | 8.0              | 28.88         | 0.18               |
| DIST-200 | 181            | 8.0              | -25.15        | 0.16               |
| DIST-201 | 229            | 8.0              | -25.15        | 0.16               |
| DIST-202 | 229            | 8.0              | -25.41        | 0.16               |
| DIST-203 | 161            | 8.0              | 0.95          | 0.01               |
| DIST-204 | 291            | 8.0              | -26.97        | 0.17               |
| DIST-205 | 300            | 8.0              | -28.79        | 0.18               |
| DIST-206 | 89             | 12.0             | 123.15        | 0.35               |
| DIST-207 | 254            | 8.0              | -29.31        | 0.19               |
| DIST-208 | 229            | 8.0              | -29.31        | 0.19               |
| DIST-209 | 131            | 8.0              | 3.38          | 0.02               |
| DIST-210 | 333            | 12.0             | 79.03         | 0.22               |
| DIST-211 | 440            | 8.0              | 1.82          | 0.01               |
| DIST-212 | 205            | 12.0             | 43.07         | 0.12               |
| DIST-213 | 100            | 12.0             | 64.50         | 0.18               |
| DIST-214 | 351            | 12.0             | 122.46        | 0.35               |
| DIST-215 | 358            | 12.0             | 83.46         | 0.24               |
| DIST-216 | 479            | 12.0             | 82.02         | 0.23               |
| DIST-217 | 431            | 12.0             | 165.64        | 0.47               |
| DIST-218 | 659            | 12.0             | 80.57         | 0.23               |
| DIST-219 | 232            | 12.0             | 80.57         | 0.23               |
| DIST-220 | 54             | 12.0             | 161.22        | 0.46               |
| DIST-221 | 412            | 12.0             | 77.97         | 0.22               |
| DIST-222 | 456            | 12.0             | 76.24         | 0.22               |
| DIST-223 | 348            | 12.0             | 157.06        | 0.45               |
| DIST-224 | 615            | 12.0             | 74.50         | 0.21               |
| DIST-225 | 268            | 12.0             | 73.63         | 0.21               |
| DIST-226 | 147            | 12.0             | 93.61         | 0.27               |
| DIST-227 | 414            | 12.0             | 93.61         | 0.27               |
| DIST-228 | 164            | 12.0             | 93.61         | 0.27               |

# SMR Water Model Results

## Peak Hour Demand

Pipe Table - Time: 0.00 hours

| Label    | Length<br>(ft) | Diameter<br>(in) | Flow<br>(gpm) | Velocity<br>(ft/s) |
|----------|----------------|------------------|---------------|--------------------|
| DIST-229 | 158            | 12.0             | 93.61         | 0.27               |
| DIST-230 | 263            | 8.0              | 3.02          | 0.02               |
| DIST-231 | 326            | 8.0              | 2.52          | 0.02               |
| DIST-232 | 393            | 12.0             | 64.24         | 0.18               |
| DIST-233 | 418            | 8.0              | 453.99        | 2.90               |
| DIST-234 | 491            | 8.0              | 447.95        | 2.86               |
| DIST-235 | 268            | 8.0              | 3.64          | 0.02               |
| DIST-236 | 251            | 8.0              | 1.82          | 0.01               |
| DIST-237 | 54             | 8.0              | 0.00          | 0.00               |
| DIST-238 | 131            | 8.0              | 0.00          | 0.00               |
| DIST-239 | 288            | 8.0              | 3.64          | 0.02               |
| DIST-240 | 302            | 8.0              | 1.30          | 0.01               |
| DIST-241 | 242            | 8.0              | 26.28         | 0.17               |
| DIST-242 | 204            | 8.0              | 25.24         | 0.16               |
| DIST-243 | 314            | 12.0             | -536.11       | 1.52               |
| DIST-244 | 63             | 12.0             | -536.08       | 1.52               |
| DIST-245 | 116            | 12.0             | -102.82       | 0.29               |
| DIST-246 | 231            | 8.0              | 3.12          | 0.02               |
| DIST-247 | 232            | 8.0              | 1.56          | 0.01               |
| DIST-248 | 390            | 12.0             | -166.42       | 0.47               |
| DIST-249 | 311            | 12.0             | -167.46       | 0.48               |
| DIST-250 | 188            | 12.0             | -201.20       | 0.57               |
| DIST-251 | 334            | 12.0             | -202.04       | 0.57               |
| DIST-252 | 345            | 12.0             | -202.87       | 0.58               |
| DIST-253 | 384            | 8.0              | 445.50        | 2.84               |
| DIST-254 | 354            | 12.0             | 102.82        | 0.29               |
| DIST-255 | 56             | 8.0              | 443.62        | 2.83               |
| DIST-256 | 260            | 8.0              | 443.62        | 2.83               |
| DIST-257 | 231            | 8.0              | 443.62        | 2.83               |
| DIST-258 | 217            | 8.0              | 443.62        | 2.83               |
| DIST-259 | 364            | 8.0              | 438.44        | 2.80               |
| DIST-260 | 298            | 12.0             | 93.61         | 0.27               |
| DIST-260 | 22             | 12.0             | 102.82        | 0.29               |
| DIST-261 | 348            | 12.0             | 93.61         | 0.27               |
| DIST-261 | 320            | 12.0             | 102.82        | 0.29               |
| DIST-262 | 517            | 12.0             | 32.86         | 0.09               |
| DIST-263 | 582            | 12.0             | 32.86         | 0.09               |
| DIST-264 | 377            | 12.0             | 32.86         | 0.09               |
| DIST-265 | 259            | 12.0             | 32.86         | 0.09               |
| DIST-266 | 188            | 12.0             | 32.86         | 0.09               |
| DIST-267 | 454            | 12.0             | 32.86         | 0.09               |
| DIST-268 | 270            | 12.0             | 32.86         | 0.09               |
| DIST-269 | 394            | 8.0              | 5.21          | 0.03               |
| DIST-270 | 506            | 8.0              | 5.21          | 0.03               |
| DIST-271 | 551            | 8.0              | 5.21          | 0.03               |
| DIST-272 | 428            | 8.0              | 3.47          | 0.02               |
| DIST-273 | 606            | 8.0              | 8.68          | 0.06               |
| DIST-274 | 507            | 8.0              | 7.81          | 0.05               |
| DIST-275 | 524            | 8.0              | 5.21          | 0.03               |
| DIST-276 | 625            | 12.0             | 17.24         | 0.05               |
| DIST-277 | 558            | 8.0              | 10.36         | 0.07               |
| DIST-278 | 610            | 8.0              | 4.34          | 0.03               |
| DIST-279 | 476            | 8.0              | 2.60          | 0.02               |
| DIST-280 | 425            | 8.0              | 1.74          | 0.01               |
| DIST-281 | 167            | 12.0             | 372.11        | 1.06               |
| DIST-282 | 103            | 12.0             | 372.11        | 1.06               |
| DIST-283 | 269            | 8.0              | 433.25        | 2.77               |



# SMR Water Model Results

## Peak Hour Demand

Pipe Table - Time: 0.00 hours

| Label    | Length<br>(ft) | Diameter<br>(in) | Flow<br>(gpm) | Velocity<br>(ft/s) |
|----------|----------------|------------------|---------------|--------------------|
| DIST-284 | 231            | 8.0              | 14.29         | 0.09               |
| DIST-285 | 269            | 8.0              | 4.68          | 0.03               |
| DIST-286 | 342            | 8.0              | 2.60          | 0.02               |
| DIST-287 | 281            | 8.0              | 8.82          | 0.06               |
| DIST-288 | 213            | 8.0              | 3.83          | 0.02               |
| DIST-289 | 311            | 8.0              | 2.13          | 0.01               |
| DIST-290 | 226            | 12.0             | -59.52        | 0.17               |
| DIST-291 | 248            | 12.0             | -60.82        | 0.17               |
| DIST-292 | 211            | 12.0             | -62.90        | 0.18               |
| DIST-293 | 295            | 12.0             | 64.99         | 0.18               |
| DIST-294 | 163            | 12.0             | 64.98         | 0.18               |
| DIST-295 | 357            | 12.0             | -67.32        | 0.19               |
| DIST-296 | 424            | 12.0             | -70.19        | 0.20               |
| DIST-297 | 426            | 12.0             | -72.27        | 0.21               |
| DIST-298 | 458            | 12.0             | -74.87        | 0.21               |
| DIST-299 | 265            | 12.0             | -77.99        | 0.22               |
| DIST-300 | 286            | 12.0             | -77.99        | 0.22               |
| DIST-301 | 326            | 8.0              | -32.96        | 0.21               |
| DIST-302 | 155            | 8.0              | -32.96        | 0.21               |
| DIST-303 | 509            | 8.0              | 19.97         | 0.13               |
| DIST-304 | 495            | 8.0              | 19.97         | 0.13               |
| DIST-305 | 68             | 12.0             | 927.14        | 2.63               |
| DIST-306 | 139            | 12.0             | 919.07        | 2.61               |
| DIST-307 | 317            | 12.0             | 0.00          | 0.00               |
| DIST-308 | 363            | 12.0             | 0.00          | 0.00               |
| DIST-309 | 157            | 12.0             | -0.01         | 0.00               |
| DIST-310 | 240            | 12.0             | -0.01         | 0.00               |
| DIST-311 | 343            | 12.0             | -0.01         | 0.00               |
| DIST-312 | 85             | 12.0             | -0.01         | 0.00               |
| DIST-313 | 69             | 12.0             | -927.14       | 2.63               |
| DIST-314 | 81             | 12.0             | 927.14        | 2.63               |
| DIST-315 | 276            | 8.0              | -4.86         | 0.03               |
| DIST-316 | 231            | 8.0              | -7.20         | 0.05               |
| DIST-317 | 511            | 8.0              | 2.60          | 0.02               |
| DIST-318 | 421            | 8.0              | 1.30          | 0.01               |
| DIST-319 | 554            | 8.0              | 12.80         | 0.08               |
| DIST-320 | 695            | 8.0              | -8.64         | 0.06               |
| DIST-321 | 34             | 12.0             | 927.14        | 2.63               |
| DIST-322 | 89             | 12.0             | 8.07          | 0.02               |
| DIST-323 | 291            | 8.0              | 3.64          | 0.02               |
| DIST-324 | 227            | 8.0              | 2.60          | 0.02               |
| DIST-325 | 198            | 8.0              | 1.30          | 0.01               |
| DIST-326 | 150            | 12.0             | -445.63       | 1.26               |
| DIST-327 | 287            | 8.0              | 8.59          | 0.05               |
| DIST-328 | 321            | 8.0              | 6.04          | 0.04               |
| DIST-329 | 397            | 8.0              | 3.05          | 0.02               |
| DIST-330 | 272            | 8.0              | 2.29          | 0.01               |
| DIST-331 | 215            | 8.0              | 0.76          | 0.00               |
| DIST-332 | 252            | 12.0             | -11.91        | 0.03               |
| DIST-333 | 375            | 8.0              | 11.48         | 0.07               |
| DIST-334 | 338            | 8.0              | 10.20         | 0.07               |
| DIST-335 | 336            | 8.0              | 8.59          | 0.05               |
| DIST-336 | 351            | 8.0              | 6.30          | 0.04               |
| DIST-337 | 217            | 8.0              | 4.77          | 0.03               |
| DIST-338 | 182            | 8.0              | 1.72          | 0.01               |
| DIST-339 | 195            | 8.0              | 0.19          | 0.00               |
| DIST-340 | 175            | 8.0              | 1.14          | 0.01               |

# SMR Water Model Results

## Peak Hour Demand

Pipe Table - Time: 0.00 hours

| Label    | Length<br>(ft) | Diameter<br>(in) | Flow<br>(gpm) | Velocity<br>(ft/s) |
|----------|----------------|------------------|---------------|--------------------|
| DIST-341 | 396            | 8.0              | -22.47        | 0.14               |
| DIST-342 | 44             | 12.0             | 445.63        | 1.26               |
| DIST-343 | 30             | 12.0             | 445.63        | 1.26               |
| DIST-344 | 32             | 12.0             | 445.63        | 1.26               |
| DIST-345 | 389            | 8.0              | -433.25       | 2.77               |
| DIST-346 | 462            | 8.0              | -433.25       | 2.77               |
| DIST-347 | 259            | 8.0              | -433.25       | 2.77               |
| DIST-348 | 214            | 8.0              | -433.25       | 2.77               |
| DIST-349 | 293            | 8.0              | -433.25       | 2.77               |
| DIST-350 | 256            | 8.0              | -433.25       | 2.77               |
| DIST-351 | 379            | 8.0              | -433.25       | 2.77               |
| DIST-352 | 259            | 8.0              | 0.00          | 0.00               |
| DIST-353 | 196            | 8.0              | -1.33         | 0.01               |
| DIST-354 | 177            | 8.0              | -1.33         | 0.01               |
| DIST-355 | 20             | 8.0              | 0.00          | 0.00               |
| DIST-356 | 354            | 8.0              | 0.00          | 0.00               |
| DIST-357 | 362            | 8.0              | 0.00          | 0.00               |
| DIST-358 | 28             | 12.0             | 0.00          | 0.00               |
| DIST-359 | 193            | 12.0             | -128.24       | 0.36               |
| DIST-360 | 177            | 12.0             | -128.24       | 0.36               |
| DIST-361 | 247            | 12.0             | -171.09       | 0.49               |
| DIST-362 | 256            | 12.0             | -171.09       | 0.49               |
| DIST-363 | 209            | 12.0             | -171.09       | 0.49               |
| DIST-364 | 150            | 12.0             | -171.09       | 0.49               |
| DIST-365 | 154            | 12.0             | -171.09       | 0.49               |
| DIST-366 | 454            | 8.0              | -10.06        | 0.06               |
| DIST-367 | 342            | 8.0              | -1.04         | 0.01               |
| DIST-368 | 525            | 8.0              | 2.34          | 0.01               |
| DIST-369 | 264            | 8.0              | -440.16       | 2.81               |
| DIST-370 | 293            | 8.0              | 3.46          | 0.02               |
| DIST-371 | 318            | 8.0              | -4.86         | 0.03               |
| DIST-372 | 271            | 8.0              | -4.86         | 0.03               |
| DIST-373 | 286            | 8.0              | -4.86         | 0.03               |
| DIST-374 | 285            | 8.0              | -11.36        | 0.07               |
| DIST-375 | 73             | 8.0              | 52.82         | 0.34               |
| DIST-376 | 162            | 8.0              | -1.34         | 0.01               |
| DIST-377 | 301            | 8.0              | -1.34         | 0.01               |
| DIST-378 | 417            | 8.0              | 12.26         | 0.08               |
| DIST-379 | 80             | 8.0              | 6.13          | 0.04               |
| DIST-380 | 178            | 8.0              | 9.65          | 0.06               |
| DIST-381 | 145            | 8.0              | 2.36          | 0.02               |
| DIST-382 | 309            | 8.0              | 7.29          | 0.05               |
| DIST-383 | 289            | 8.0              | 4.45          | 0.03               |
| DIST-384 | 672            | 8.0              | 42.84         | 0.27               |
| DIST-385 | 194            | 8.0              | 42.84         | 0.27               |
| DIST-386 | 235            | 8.0              | 0.00          | 0.00               |
| TM-1     | 93             | 16.0             | 0.01          | 0.00               |
| TM-2     | 244            | 16.0             | 0.01          | 0.00               |
| TM-3     | 217            | 16.0             | 0.02          | 0.00               |
| TM-4     | 363            | 16.0             | 0.02          | 0.00               |
| TM-5     | 331            | 16.0             | 0.01          | 0.00               |
| TM-6     | 589            | 16.0             | 0.01          | 0.00               |
| TM-7     | 519            | 16.0             | 0.01          | 0.00               |
| TM-8     | 323            | 16.0             | 0.01          | 0.00               |
| TM-9     | 330            | 16.0             | 0.01          | 0.00               |
| TM-10    | 245            | 16.0             | 0.01          | 0.00               |
| TM-11    | 274            | 16.0             | 0.01          | 0.00               |

# SMR Water Model Results

## Peak Hour Demand

Pipe Table - Time: 0.00 hours

| Label | Length<br>(ft) | Diameter<br>(in) | Flow<br>(gpm) | Velocity<br>(ft/s) |
|-------|----------------|------------------|---------------|--------------------|
| TM-12 | 387            | 16.0             | 0.00          | 0.00               |
| TM-13 | 494            | 16.0             | 0.00          | 0.00               |
| TM-14 | 525            | 16.0             | 0.00          | 0.00               |
| TM-15 | 528            | 16.0             | 0.01          | 0.00               |
| TM-16 | 320            | 16.0             | 0.00          | 0.00               |
| TM-17 | 332            | 16.0             | 0.00          | 0.00               |
| TM-18 | 524            | 16.0             | 0.01          | 0.00               |
| TM-19 | 148            | 16.0             | 0.00          | 0.00               |
| TM-20 | 312            | 16.0             | 0.01          | 0.00               |
| TM-21 | 375            | 16.0             | 0.01          | 0.00               |
| TM-22 | 353            | 16.0             | 0.01          | 0.00               |
| TM-23 | 338            | 16.0             | 0.01          | 0.00               |
| TM-24 | 459            | 16.0             | 0.02          | 0.00               |
| TM-25 | 334            | 16.0             | 0.01          | 0.00               |
| TM-26 | 293            | 16.0             | 0.01          | 0.00               |
| TM-27 | 473            | 16.0             | 0.01          | 0.00               |
| TM-28 | 378            | 16.0             | 0.01          | 0.00               |
| TM-29 | 259            | 16.0             | 0.01          | 0.00               |
| TM-30 | 736            | 16.0             | 0.01          | 0.00               |
| TM-31 | 826            | 16.0             | 0.01          | 0.00               |
| TM-32 | 490            | 16.0             | 0.01          | 0.00               |
| TM-33 | 80             | 16.0             | 0.01          | 0.00               |
| TM-34 | 313            | 16.0             | 0.01          | 0.00               |
| TM-35 | 420            | 16.0             | 0.01          | 0.00               |
| TM-36 | 150            | 16.0             | 0.01          | 0.00               |
| TM-37 | 348            | 16.0             | 0.01          | 0.00               |
| TM-38 | 336            | 16.0             | 0.01          | 0.00               |
| TM-39 | 414            | 16.0             | 0.01          | 0.00               |
| TM-40 | 307            | 16.0             | 0.01          | 0.00               |
| TM-41 | 448            | 16.0             | 0.01          | 0.00               |
| TM-42 | 279            | 16.0             | 0.01          | 0.00               |
| TM-43 | 360            | 16.0             | 0.01          | 0.00               |
| TM-44 | 264            | 16.0             | 0.01          | 0.00               |
| TM-45 | 271            | 16.0             | 0.01          | 0.00               |
| TM-46 | 205            | 16.0             | 0.01          | 0.00               |
| TM-47 | 288            | 16.0             | 0.01          | 0.00               |
| TM-48 | 325            | 16.0             | 0.01          | 0.00               |
| TM-49 | 464            | 16.0             | 0.01          | 0.00               |
| TM-50 | 310            | 16.0             | 0.01          | 0.00               |
| TM-51 | 256            | 16.0             | 0.01          | 0.00               |
| TM-52 | 407            | 16.0             | 0.01          | 0.00               |
| TM-53 | 209            | 16.0             | 0.01          | 0.00               |
| TM-54 | 284            | 16.0             | 0.01          | 0.00               |
| TM-55 | 377            | 16.0             | 0.01          | 0.00               |
| TM-56 | 461            | 16.0             | 0.01          | 0.00               |
| TM-57 | 460            | 16.0             | 0.01          | 0.00               |
| TM-58 | 571            | 16.0             | 0.01          | 0.00               |
| TM-59 | 666            | 16.0             | 0.01          | 0.00               |
| TM-60 | 648            | 16.0             | 0.02          | 0.00               |
| TM-61 | 389            | 16.0             | 0.01          | 0.00               |
| TM-62 | 653            | 16.0             | 0.01          | 0.00               |
| TM-63 | 382            | 16.0             | 0.01          | 0.00               |
| TM-64 | 420            | 16.0             | 0.01          | 0.00               |
| TM-65 | 363            | 16.0             | 0.01          | 0.00               |
| TM-66 | 319            | 16.0             | 0.01          | 0.00               |
| TM-67 | 361            | 16.0             | 0.01          | 0.00               |
| TM-68 | 318            | 16.0             | 0.01          | 0.00               |



# SMR Water Model Results

## Peak Hour Demand

Pipe Table - Time: 0.00 hours

| Label | Length<br>(ft) | Diameter<br>(in) | Flow<br>(gpm) | Velocity<br>(ft/s) |
|-------|----------------|------------------|---------------|--------------------|
| TM-69 | 319            | 16.0             | 0.01          | 0.00               |
| TM-70 | 409            | 16.0             | 0.02          | 0.00               |
| TM-71 | 304            | 16.0             | 0.02          | 0.00               |
| TM-72 | 372            | 16.0             | 0.02          | 0.00               |
| TM-73 | 168            | 16.0             | 0.02          | 0.00               |
| TM-74 | 663            | 16.0             | 0.02          | 0.00               |
| TM-75 | 406            | 16.0             | 0.02          | 0.00               |
| TM-76 | 497            | 16.0             | 0.01          | 0.00               |
| TM-77 | 517            | 16.0             | 0.02          | 0.00               |
| TM-78 | 520            | 16.0             | 0.01          | 0.00               |
| TM-79 | 656            | 16.0             | 0.01          | 0.00               |
| TM-80 | 417            | 16.0             | 0.01          | 0.00               |
| TM-81 | 336            | 16.0             | 0.01          | 0.00               |
| TM-82 | 531            | 16.0             | 0.01          | 0.00               |
| TM-83 | 392            | 16.0             | 0.01          | 0.00               |
| TM-84 | 233            | 16.0             | 0.02          | 0.00               |
| TM-85 | 369            | 16.0             | 0.01          | 0.00               |
| TM-86 | 260            | 16.0             | 0.01          | 0.00               |
| TM-87 | 252            | 16.0             | 0.01          | 0.00               |
| TM-88 | 189            | 16.0             | 0.00          | 0.00               |
| TM-89 | 541            | 16.0             | 0.00          | 0.00               |
| TM-90 | 662            | 16.0             | 0.00          | 0.00               |
| TM-91 | 449            | 16.0             | 0.00          | 0.00               |
| TM-92 | 267            | 16.0             | 0.00          | 0.00               |
| TM-93 | 328            | 16.0             | 0.02          | 0.00               |
| TM-94 | 375            | 16.0             | 0.02          | 0.00               |
| TM-95 | 132            | 16.0             | 0.02          | 0.00               |

# SMR Water Model Results

## Peak Hour Demand

PRV Table - Time: 0.00 hours

| Label  | Elevation<br>(ft) | Diameter<br>(Valve)<br>(in) | Hydraulic<br>Grade Setting<br>(Initial)<br>(ft) | Pressure<br>Setting (Initial)<br>(psi) | Flow<br>(gpm) | Headloss<br>(ft) |
|--------|-------------------|-----------------------------|---|--|---------------|------------------|
| PRV-1  | 9,419.57          | 12.0                        | 9,534.98  | 49.95                                  | 445.63        | 199.03           |
| PRV-2  | 9,232.94          | 12.0                        | 9,327.09  | 40.75                                  | 64.98         | 206.93           |
| PRV-3  | 9,029.17          | 12.0                        | 9,121.59  | 40.00                                  | 34.71         | 205.45           |
| PRV-4  | 9,024.21          | 12.0                        | 9,121.59  | 42.15                                  | 0.00          | 0.00             |
| PRV-5  | 9,456.44          | 8.0                         | 9,548.86  | 40.00                                  | 443.62        | 180.11           |
| PRV-6  | 9,229.95          | 12.0                        | 9,327.09  | 42.04                                  | 536.08        | 207.09           |
| PRV-7  | 9,230.36          | 8.0                         | 9,327.09  | 41.87                                  | 23.07         | 207.03           |
| PRV-8  | 9,228.28          | 12.0                        | 9,327.09  | 42.77                                  | 127.15        | 207.13           |
| PRV-9  | 9,028.57          | 8.0                         | 9,121.59  | 40.26                                  | 32.12         | 205.43           |
| PRV-10 | 9,027.75          | 12.0                        | 9,121.59  | 40.61                                  | 80.57         | 205.44           |
| PRV-11 | 8,818.23          | 12.0                        | 9,023.86  | 89.00                                  | 93.61         | 97.65            |
| PRV-12 | 8,668.35          | 12.0                        | 8,763.66  | 40.00                                  | 32.86         | 260.22           |
| PRV-13 | 9,009.79          | 12.0                        | 9,073.92  | 40.00                                  | 535.16        | 222.96           |
| PRV-14 | 8,771.63          | 12.0                        | 8,862.85  | 40.00                                  | 530.52        | 236.19           |
| PRV-15 | 8,595.00          | 12.0                        | 8,685.83  | 40.00                                  | 521.70        | 174.48           |
| PRV-16 | 8,336.54          | 12.0                        | 8,430.58  | 40.00                                  | 497.10        | 256.37           |
| PRV-17 | 8,109.65          | 12.0                        | 8,199.65  | 40.00                                  | 482.00        | 225.06           |
| PRV-18 | 7,923.00          | 12.0                        | 8,048.66  | 55.00                                  | 476.95        | 150.64           |
| PRV-19 | 7,762.16          | 8.0                         | 7,872.76  | 51.62                                  | 12.85         | 167.32           |
| PRV-20 | 7,758.70          | 12.0                        | 7,872.76  | 53.91                                  | 426.43        | 165.39           |
| PRV-21 | 7,576.81          | 12.0                        | 7,671.61  | 40.00                                  | 0.00          | 0.00             |
| PRV-22 | 7,557.87          | 8.0                         | 7,671.61  | 40.94                                  | 0.00          | 0.00             |
| PRV-23 | 7,775.72          | 8.0                         | 7,872.76  | 42.00                                  | 0.00          | 0.00             |
| PRV-24 | 7,675.71          | 12.0                        | 7,768.13  | 40.00                                  | 372.11        | 114.60           |

# SMR Water Model Results

## Max Day Demand + Fire Flow @ 20 psi

Fire Flow Results Table - Time: 0.00 hours

| Label      | Fire Flow<br>(Needed)<br>(gpm) | Pressure<br>(Calculated<br>Residual)<br>(psi) | Junction w/<br>Minimum<br>Pressure<br>(System) | Velocity of<br>Maximum Pipe<br>(ft/s) | Pipe w/<br>Maximum<br>Velocity | Satisfies Fire<br>Flow<br>Constraints? |
|------------|--------------------------------|---|--|---------------------------------------|--------------------------------|--|
| J-DIST-162 | 1,500.00                       | 53.47   | J-DIST-304                                     | 11.96                                 | DIST-233                       | True                                   |
| J-DIST-169 | 1,500.00                       | 76.10   | J-DIST-304                                     | 11.96                                 | DIST-233                       | True                                   |
| J-DIST-341 | 1,500.00                       | 66.30   | J-DIST-304                                     | 11.96                                 | DIST-233                       | True                                   |
| J-DIST-159 | 1,500.00                       | 58.21   | J-DIST-304                                     | 11.95                                 | DIST-233                       | True                                   |
| J-DIST-311 | 1,500.00                       | 65.40   | J-DIST-304                                     | 10.28                                 | DIST-233                       | True                                   |
| J-EX-1     | 1,500.00                       | 60.38   | J-EX-84  | 9.85                                  | EX-150                         | True                                   |
| J-DIST-5   | 1,500.00                       | 59.86   | J-EX-84  | 9.85                                  | EX-150                         | True                                   |
| J-DIST-4   | 1,500.00                       | 57.52   | J-EX-84  | 9.85                                  | EX-150                         | True                                   |
| J-DIST-10  | 1,500.00                       | 67.31   | J-EX-104                                       | 9.69                                  | DIST-384                       | True                                   |
| J-DIST-11  | 1,500.00                       | 67.67   | J-EX-104                                       | 9.69                                  | DIST-385                       | True                                   |
| J-DIST-12  | 1,500.00                       | 59.77   | J-EX-104                                       | 9.69                                  | DIST-384                       | True                                   |
| J-DIST-257 | 1,500.00                       | 88.02   | J-DIST-304                                     | 9.68                                  | DIST-158                       | True                                   |
| J-DIST-320 | 1,500.00                       | 97.61   | J-DIST-304                                     | 9.68                                  | DIST-158                       | True                                   |
| J-DIST-66  | 1,500.00                       | 58.60   | J-DIST-304                                     | 9.68                                  | DIST-302                       | True                                   |
| J-DIST-140 | 1,500.00                       | 81.05   | J-DIST-304                                     | 9.68                                  | DIST-302                       | True                                   |
| J-DIST-141 | 1,500.00                       | 105.48  | J-DIST-304                                     | 9.68                                  | DIST-302                       | True                                   |
| J-DIST-190 | 1,500.00                       | 100.37  | J-DIST-304                                     | 9.68                                  | DIST-302                       | True                                   |
| J-DIST-191 | 1,500.00                       | 109.03  | J-DIST-304                                     | 9.68                                  | DIST-302                       | True                                   |
| J-DIST-236 | 1,500.00                       | 79.51   | J-DIST-304                                     | 9.68                                  | DIST-302                       | True                                   |
| J-DIST-65  | 1,500.00                       | 72.99   | J-DIST-304                                     | 9.68                                  | DIST-302                       | True                                   |
| J-DIST-67  | 1,500.00                       | 84.39   | J-DIST-304                                     | 9.68                                  | DIST-302                       | True                                   |
| J-DIST-68  | 1,500.00                       | 110.21  | J-DIST-304                                     | 9.68                                  | DIST-302                       | True                                   |
| J-DIST-235 | 1,500.00                       | 93.26   | J-DIST-304                                     | 9.68                                  | DIST-302                       | True                                   |
| J-DIST-237 | 1,500.00                       | 79.17   | J-DIST-304                                     | 9.68                                  | DIST-302                       | True                                   |
| J-DIST-238 | 1,500.00                       | 70.98   | J-DIST-304                                     | 9.68                                  | DIST-302                       | True                                   |
| J-DIST-239 | 1,500.00                       | 74.65   | J-DIST-304                                     | 9.68                                  | DIST-302                       | True                                   |
| J-DIST-62  | 1,500.00                       | 77.66   | J-DIST-304                                     | 9.67                                  | DIST-184                       | True                                   |
| J-DIST-63  | 1,500.00                       | 69.66   | J-DIST-304                                     | 9.67                                  | DIST-184                       | True                                   |
| J-DIST-142 | 1,500.00                       | 53.96   | J-DIST-304                                     | 9.67                                  | DIST-184                       | True                                   |
| J-DIST-173 | 1,500.00                       | 58.49   | J-DIST-304                                     | 9.67                                  | DIST-184                       | True                                   |
| J-DIST-175 | 1,500.00                       | 23.37   | J-DIST-246                                     | 9.67                                  | DIST-184                       | True                                   |
| J-DIST-176 | 1,500.00                       | 46.07   | J-DIST-175                                     | 9.67                                  | DIST-184                       | True                                   |
| J-DIST-177 | 1,500.00                       | 79.95   | J-DIST-304                                     | 9.67                                  | DIST-184                       | True                                   |
| J-DIST-178 | 1,500.00                       | 66.54   | J-DIST-304                                     | 9.67                                  | DIST-184                       | True                                   |
| J-DIST-179 | 1,500.00                       | 58.01   | J-DIST-304                                     | 9.67                                  | DIST-184                       | True                                   |
| J-DIST-243 | 1,500.00                       | 74.66   | J-DIST-304                                     | 9.67                                  | DIST-184                       | True                                   |
| J-DIST-245 | 1,500.00                       | 80.05   | J-DIST-304                                     | 9.67                                  | DIST-184                       | True                                   |
| J-DIST-246 | 1,500.00                       | 37.33   | J-DIST-175                                     | 9.67                                  | DIST-184                       | True                                   |
| J-DIST-272 | 1,500.00                       | 73.71   | J-DIST-304                                     | 9.67                                  | DIST-184                       | True                                   |
| J-DIST-273 | 1,500.00                       | 73.65   | J-DIST-304                                     | 9.67                                  | DIST-184                       | True                                   |
| J-DIST-274 | 1,500.00                       | 73.06   | J-DIST-304                                     | 9.67                                  | DIST-184                       | True                                   |
| J-DIST-275 | 1,500.00                       | 78.52   | J-DIST-304                                     | 9.67                                  | DIST-184                       | True                                   |
| J-DIST-276 | 1,500.00                       | 86.15   | J-DIST-304                                     | 9.67                                  | DIST-184                       | True                                   |
| J-DIST-339 | 1,500.00                       | 78.16   | J-DIST-304                                     | 9.67                                  | DIST-184                       | True                                   |
| J-DIST-174 | 1,500.00                       | 50.25   | J-DIST-175                                     | 9.67                                  | DIST-184                       | True                                   |
| J-DIST-244 | 1,500.00                       | 63.10   | J-DIST-304                                     | 9.67                                  | DIST-184                       | True                                   |
| J-DIST-196 | 1,500.00                       | 97.43   | J-EX-104                                       | 9.65                                  | DIST-109                       | True                                   |
| J-DIST-40  | 1,500.00                       | 96.99   | J-EX-104                                       | 9.65                                  | DIST-109                       | True                                   |
| J-DIST-115 | 1,500.00                       | 44.72   | J-DIST-304                                     | 9.61                                  | DIST-117                       | True                                   |
| J-DIST-286 | 1,500.00                       | 46.14   | J-DIST-304                                     | 9.61                                  | DIST-117                       | True                                   |
| J-DIST-113 | 1,500.00                       | 51.37   | J-DIST-304                                     | 9.61                                  | DIST-117                       | True                                   |
| J-DIST-114 | 1,500.00                       | 49.38   | J-DIST-304                                     | 9.61                                  | DIST-117                       | True                                   |
| J-DIST-287 | 1,500.00                       | 55.51   | J-DIST-304                                     | 9.61                                  | DIST-117                       | True                                   |
| J-DIST-288 | 1,500.00                       | 57.47   | J-DIST-304                                     | 9.61                                  | DIST-117                       | True                                   |
| J-DIST-59  | 1,500.00                       | 62.74   | J-DIST-304                                     | 9.61                                  | DIST-168                       | True                                   |



# SMR Water Model Results

## Max Day Demand + Fire Flow @ 20 psi

Fire Flow Results Table - Time: 0.00 hours

| Label      | Fire Flow<br>(Needed)<br>(gpm) | Pressure<br>(Calculated<br>Residual)<br>(psi) | Junction w/<br>Minimum<br>Pressure<br>(System) | Velocity of<br>Maximum Pipe<br>(ft/s) | Pipe w/<br>Maximum<br>Velocity | Satisfies Fire<br>Flow<br>Constraints? |
|------------|--------------------------------|---|--|---------------------------------------|--------------------------------|--|
| J-DIST-143 | 1,500.00                       | 100.33  | J-DIST-304                                     | 9.61                                  | DIST-168                       | True                                   |
| J-DIST-144 | 1,500.00                       | 33.69   | J-DIST-304                                     | 9.61                                  | DIST-168                       | True                                   |
| J-DIST-90  | 1,500.00                       | 32.30   | J-DIST-268                                     | 9.61                                  | DIST-277                       | True                                   |
| J-DIST-88  | 1,500.00                       | 50.49   | J-DIST-304                                     | 9.61                                  | DIST-277                       | True                                   |
| J-DIST-89  | 1,500.00                       | 29.26   | J-DIST-268                                     | 9.61                                  | DIST-277                       | True                                   |
| J-DIST-268 | 1,500.00                       | 26.89   | J-DIST-89                                      | 9.61                                  | DIST-277                       | True                                   |
| J-DIST-6   | 1,500.00                       | 86.53   | J-EX-104                                       | 9.61                                  | DIST-380                       | True                                   |
| J-DIST-7   | 1,500.00                       | 77.64   | J-EX-104                                       | 9.61                                  | DIST-380                       | True                                   |
| J-DIST-8   | 1,500.00                       | 80.35   | J-EX-104                                       | 9.61                                  | DIST-380                       | True                                   |
| J-DIST-87  | 1,500.00                       | 34.04   | J-DIST-304                                     | 9.60                                  | DIST-273                       | True                                   |
| J-DIST-86  | 1,500.00                       | 62.20   | J-DIST-304                                     | 9.60                                  | DIST-273                       | True                                   |
| J-DIST-98  | 1,500.00                       | 45.89   | J-DIST-304                                     | 9.60                                  | DIST-273                       | True                                   |
| J-DIST-30  | 1,500.00                       | 109.64  | J-DIST-304                                     | 9.60                                  | DIST-78                        | True                                   |
| J-DIST-211 | 1,500.00                       | 104.41  | J-DIST-304                                     | 9.60                                  | DIST-78                        | True                                   |
| J-DIST-85  | 1,500.00                       | 77.29   | J-DIST-304                                     | 9.59                                  | DIST-269                       | True                                   |
| J-DIST-97  | 1,500.00                       | 81.79   | J-DIST-304                                     | 9.59                                  | DIST-269                       | True                                   |
| J-DIST-266 | 1,500.00                       | 72.54   | J-DIST-304                                     | 9.59                                  | DIST-269                       | True                                   |
| J-DIST-267 | 1,500.00                       | 80.01   | J-DIST-304                                     | 9.59                                  | DIST-269                       | True                                   |
| J-DIST-9   | 1,500.00                       | 123.22  | J-EX-84  | 9.59                                  | DIST-383                       | True                                   |
| J-DIST-57  | 1,500.00                       | 84.47   | J-DIST-304                                     | 9.59                                  | DIST-163                       | True                                   |
| J-DIST-282 | 1,500.00                       | 78.77   | J-DIST-304                                     | 9.59                                  | DIST-323                       | True                                   |
| J-DIST-74  | 1,500.00                       | 83.94   | J-DIST-304                                     | 9.59                                  | DIST-235                       | True                                   |
| J-DIST-75  | 1,500.00                       | 62.39   | J-DIST-304                                     | 9.59                                  | DIST-239                       | True                                   |
| J-DIST-231 | 1,500.00                       | 70.90   | J-DIST-304                                     | 9.59                                  | DIST-239                       | True                                   |
| J-DIST-234 | 1,500.00                       | 82.21   | J-DIST-304                                     | 9.59                                  | DIST-235                       | True                                   |
| J-DIST-283 | 1,500.00                       | 72.09   | J-DIST-304                                     | 9.59                                  | DIST-323                       | True                                   |
| J-DIST-284 | 1,500.00                       | 88.33   | J-DIST-304                                     | 9.59                                  | DIST-323                       | True                                   |
| J-DIST-216 | 1,500.00                       | 40.97   | J-DIST-31                                      | 9.59                                  | DIST-80                        | True                                   |
| J-DIST-31  | 1,500.00                       | 30.63   | J-DIST-304                                     | 9.59                                  | DIST-80                        | True                                   |
| J-DIST-215 | 1,500.00                       | 54.20   | J-DIST-304                                     | 9.59                                  | DIST-80                        | True                                   |
| J-DIST-343 | 1,500.00                       | 103.17  | J-DIST-304                                     | 9.59                                  | DIST-370                       | True                                   |
| J-DIST-55  | 1,500.00                       | 130.20  | J-DIST-304                                     | 9.59                                  | DIST-155                       | True                                   |
| J-DIST-78  | 1,500.00                       | 68.84   | J-DIST-304                                     | 9.59                                  | DIST-246                       | True                                   |
| J-DIST-233 | 1,500.00                       | 68.58   | J-DIST-304                                     | 9.59                                  | DIST-246                       | True                                   |
| J-DIST-291 | 1,500.00                       | 104.64  | J-DIST-17                                      | 9.59                                  | DIST-329                       | True                                   |
| J-DIST-290 | 1,500.00                       | 113.98  | J-DIST-17                                      | 9.59                                  | DIST-329                       | True                                   |
| J-DIST-292 | 1,500.00                       | 95.91   | J-DIST-17                                      | 9.59                                  | DIST-329                       | True                                   |
| J-DIST-157 | 1,500.00                       | 67.33   | J-DIST-304                                     | 9.59                                  | DIST-230                       | True                                   |
| J-DIST-212 | 1,500.00                       | 84.32   | J-DIST-304                                     | 9.59                                  | DIST-230                       | True                                   |
| J-DIST-44  | 1,500.00                       | 60.67   | J-DIST-304                                     | 9.59                                  | DIST-122                       | True                                   |
| J-DIST-102 | 1,500.00                       | 60.73   | J-DIST-304                                     | 9.59                                  | DIST-122                       | True                                   |
| J-DIST-218 | 1,500.00                       | 68.42   | J-DIST-304                                     | 9.59                                  | DIST-122                       | True                                   |
| J-DIST-39  | 1,500.00                       | 40.31   | J-DIST-324                                     | 9.59                                  | DIST-103                       | True                                   |
| J-DIST-324 | 1,500.00                       | 37.10   | J-DIST-304                                     | 9.59                                  | DIST-103                       | True                                   |
| J-DIST-43  | 1,500.00                       | 24.81   | J-EX-104                                       | 9.59                                  | DIST-115                       | True                                   |
| J-DIST-301 | 1,500.00                       | 79.03   | J-DIST-304                                     | 9.58                                  | DIST-340                       | True                                   |
| J-DIST-340 | 1,500.00                       | 72.20   | J-DIST-304                                     | 9.58                                  | DIST-367                       | True                                   |
| J-EX-4     | 1,500.00                       | 49.05   | J-EX-104                                       | 9.58                                  | EX-114                         | True                                   |
| J-DIST-321 | 1,500.00                       | 81.96   | J-DIST-17                                      | 9.58                                  | DIST-352                       | True                                   |
| J-DIST-1   | 1,500.00                       | 72.41   | J-DIST-17                                      | 9.58                                  | DIST-352                       | True                                   |
| J-DIST-41  | 1,500.00                       | 90.90   | J-EX-104                                       | 9.18                                  | DIST-109                       | True                                   |
| J-DIST-310 | 1,500.00                       | 87.90   | J-DIST-304                                     | 8.51                                  | DIST-233                       | True                                   |
| J-DIST-129 | 1,500.00                       | 77.61   | J-EX-104                                       | 8.46                                  | DIST-109                       | True                                   |
| J-DIST-42  | 1,500.00                       | 59.77   | J-EX-104                                       | 7.86                                  | DIST-109                       | True                                   |
| J-DIST-342 | 1,500.00                       | 96.12   | J-DIST-304                                     | 7.82                                  | DIST-233                       | True                                   |

# SMR Water Model Results

## Max Day Demand + Fire Flow @ 20 psi

Fire Flow Results Table - Time: 0.00 hours

| Label      | Fire Flow<br>(Needed)<br>(gpm) | Pressure<br>(Calculated<br>Residual)<br>(psi) | Junction w/<br>Minimum<br>Pressure<br>(System) | Velocity of<br>Maximum Pipe<br>(ft/s) | Pipe w/<br>Maximum<br>Velocity | Satisfies Fire<br>Flow<br>Constraints? |
|------------|--------------------------------|---|--|---------------------------------------|--------------------------------|--|
| J-DIST-160 | 1,500.00                       | 57.29   | J-EX-104                                       | 7.63                                  | DIST-109                       | True                                   |
| J-DIST-163 | 1,500.00                       | 98.47   | J-DIST-304                                     | 7.24                                  | DIST-233                       | True                                   |
| J-DIST-252 | 1,500.00                       | 74.37   | J-DIST-304                                     | 6.97                                  | DIST-156                       | True                                   |
| J-DIST-322 | 1,500.00                       | 72.62   | J-DIST-304                                     | 6.87                                  | DIST-354                       | True                                   |
| J-DIST-336 | 1,500.00                       | 106.23  | J-DIST-304                                     | 6.73                                  | DIST-373                       | True                                   |
| J-DIST-2   | 1,500.00                       | 60.35   | J-DIST-304                                     | 6.71                                  | DIST-376                       | True                                   |
| J-DIST-145 | 1,500.00                       | 53.63   | J-DIST-304                                     | 6.69                                  | DIST-158                       | True                                   |
| J-DIST-164 | 1,500.00                       | 104.02  | J-DIST-304                                     | 6.64                                  | DIST-233                       | True                                   |
| J-DIST-121 | 1,500.00                       | 87.83   | J-DIST-304                                     | 6.56                                  | DIST-99                        | True                                   |
| J-DIST-294 | 1,500.00                       | 120.11  | J-DIST-304                                     | 6.40                                  | DIST-333                       | True                                   |
| J-DIST-300 | 1,500.00                       | 66.51   | J-DIST-304                                     | 6.35                                  | DIST-354                       | True                                   |
| J-DIST-168 | 1,500.00                       | 78.14   | J-DIST-304                                     | 6.29                                  | DIST-164                       | True                                   |
| J-DIST-171 | 1,500.00                       | 109.40  | J-DIST-304                                     | 6.26                                  | DIST-233                       | True                                   |
| J-DIST-54  | 1,500.00                       | 106.52  | J-DIST-304                                     | 6.12                                  | DIST-152                       | True                                   |
| J-DIST-195 | 1,500.00                       | 85.03   | J-EX-104                                       | 6.09                                  | DIST-105                       | True                                   |
| J-DIST-64  | 1,500.00                       | 58.73   | J-DIST-304                                     | 6.08                                  | DIST-302                       | True                                   |
| J-DIST-299 | 1,500.00                       | 72.90   | J-DIST-304                                     | 5.93                                  | DIST-354                       | True                                   |
| J-DIST-3   | 1,500.00                       | 38.16   | J-DIST-304                                     | 5.92                                  | DIST-377                       | True                                   |
| J-DIST-335 | 1,500.00                       | 84.87   | J-DIST-17                                      | 5.81                                  | DIST-373                       | True                                   |
| J-DIST-318 | 1,500.00                       | 109.89  | J-DIST-304                                     | 5.80                                  | DIST-233                       | True                                   |
| J-DIST-167 | 1,500.00                       | 96.21   | J-DIST-304                                     | 5.77                                  | DIST-167                       | True                                   |
| J-DIST-241 | 1,500.00                       | 73.43   | J-DIST-304                                     | 5.71                                  | DIST-192                       | True                                   |
| J-DIST-198 | 1,500.00                       | 69.68   | J-DIST-17                                      | 5.71                                  | DIST-83                        | True                                   |
| J-DIST-56  | 1,500.00                       | 93.00   | J-DIST-304                                     | 5.66                                  | DIST-156                       | True                                   |
| J-DIST-295 | 1,500.00                       | 108.88  | J-DIST-304                                     | 5.65                                  | DIST-333                       | True                                   |
| J-DIST-192 | 1,500.00                       | 97.59   | J-DIST-304                                     | 5.63                                  | DIST-304                       | True                                   |
| J-DIST-232 | 1,500.00                       | 61.88   | J-DIST-304                                     | 5.59                                  | DIST-242                       | True                                   |
| J-DIST-298 | 1,500.00                       | 77.93   | J-DIST-304                                     | 5.58                                  | DIST-354                       | True                                   |
| J-DIST-313 | 1,500.00                       | 112.91  | J-DIST-304                                     | 5.55                                  | DIST-345                       | True                                   |
| J-EX-3     | 1,500.00                       | 103.10  | J-EX-104                                       | 5.52                                  | EX-282                         | True                                   |
| J-DIST-317 | 1,500.00                       | 111.30  | J-DIST-304                                     | 5.50                                  | DIST-233                       | True                                   |
| J-DIST-95  | 1,500.00                       | 116.47  | J-DIST-304                                     | 5.39                                  | DIST-152                       | True                                   |
| J-DIST-119 | 1,500.00                       | 51.43   | J-DIST-304                                     | 5.38                                  | DIST-377                       | True                                   |
| J-DIST-117 | 1,500.00                       | 109.85  | J-DIST-17                                      | 5.35                                  | DIST-305                       | True                                   |
| J-DIST-18  | 1,500.00                       | 114.67  | J-DIST-304                                     | 5.35                                  | DIST-305                       | True                                   |
| J-DIST-36  | 1,500.00                       | 113.48  | J-DIST-304                                     | 5.35                                  | DIST-305                       | True                                   |
| J-DIST-45  | 1,500.00                       | 43.25   | J-DIST-304                                     | 5.35                                  | DIST-305                       | True                                   |
| J-DIST-123 | 1,500.00                       | 104.32  | J-DIST-304                                     | 5.35                                  | DIST-305                       | True                                   |
| J-DIST-126 | 1,500.00                       | 101.87  | J-DIST-304                                     | 5.35                                  | DIST-305                       | True                                   |
| J-DIST-304 | 1,500.00                       | 35.76   | J-DIST-137                                     | 5.35                                  | DIST-305                       | True                                   |
| J-DIST-47  | 1,500.00                       | 85.59   | J-DIST-304                                     | 5.35                                  | DIST-305                       | True                                   |
| J-DIST-158 | 1,500.00                       | 78.46   | J-DIST-304                                     | 5.35                                  | DIST-305                       | True                                   |
| J-DIST-137 | 1,500.00                       | 39.25   | J-DIST-304                                     | 5.35                                  | DIST-305                       | True                                   |
| J-DIST-280 | 1,500.00                       | 64.37   | J-DIST-304                                     | 5.35                                  | DIST-305                       | True                                   |
| J-DIST-14  | 1,500.00                       | 116.36  | J-DIST-304                                     | 5.35                                  | DIST-305                       | True                                   |
| J-DIST-289 | 1,500.00                       | 106.97  | J-DIST-17                                      | 5.35                                  | DIST-305                       | True                                   |
| J-DIST-226 | 1,500.00                       | 84.40   | J-DIST-304                                     | 5.35                                  | DIST-305                       | True                                   |
| J-DIST-35  | 1,500.00                       | 97.61   | J-DIST-304                                     | 5.35                                  | DIST-305                       | True                                   |
| J-DIST-112 | 1,500.00                       | 95.61   | J-DIST-304                                     | 5.35                                  | DIST-305                       | True                                   |
| J-DIST-48  | 1,500.00                       | 105.10  | J-DIST-304                                     | 5.35                                  | DIST-305                       | True                                   |
| J-DIST-118 | 1,500.00                       | 79.91   | J-DIST-17                                      | 5.35                                  | DIST-305                       | True                                   |
| J-DIST-125 | 1,500.00                       | 100.44  | J-DIST-304                                     | 5.35                                  | DIST-305                       | True                                   |
| J-DIST-225 | 1,500.00                       | 97.07   | J-DIST-304                                     | 5.35                                  | DIST-305                       | True                                   |
| J-DIST-58  | 1,500.00                       | 85.37   | J-DIST-304                                     | 5.35                                  | DIST-305                       | True                                   |
| J-DIST-197 | 1,500.00                       | 59.50   | J-DIST-17                                      | 5.35                                  | DIST-305                       | True                                   |

# SMR Water Model Results

## Max Day Demand + Fire Flow @ 20 psi

Fire Flow Results Table - Time: 0.00 hours

| Label      | Fire Flow<br>(Needed)<br>(gpm) | Pressure<br>(Calculated<br>Residual)<br>(psi) | Junction w/<br>Minimum<br>Pressure<br>(System) | Velocity of<br>Maximum Pipe<br>(ft/s) | Pipe w/<br>Maximum<br>Velocity | Satisfies Fire<br>Flow<br>Constraints? |
|------------|--------------------------------|---|--|---------------------------------------|--------------------------------|--|
| J-DIST-309 | 1,500.00                       | 105.80  | J-DIST-304                                     | 5.35                                  | DIST-305                       | True                                   |
| J-DIST-327 | 1,500.00                       | 57.41   | J-DIST-304                                     | 5.35                                  | DIST-305                       | True                                   |
| J-DIST-323 | 1,500.00                       | 47.24   | J-DIST-17                                      | 5.35                                  | DIST-305                       | True                                   |
| J-DIST-269 | 1,500.00                       | 51.41   | J-DIST-304                                     | 5.35                                  | DIST-305                       | True                                   |
| J-DIST-270 | 1,500.00                       | 60.88   | J-DIST-304                                     | 5.35                                  | DIST-305                       | True                                   |
| J-DIST-111 | 1,500.00                       | 78.04   | J-DIST-304                                     | 5.35                                  | DIST-305                       | True                                   |
| J-DIST-122 | 1,500.00                       | 87.18   | J-DIST-304                                     | 5.35                                  | DIST-305                       | True                                   |
| J-DIST-326 | 1,500.00                       | 58.33   | J-DIST-304                                     | 5.35                                  | DIST-305                       | True                                   |
| J-DIST-202 | 1,500.00                       | 111.13  | J-DIST-304                                     | 5.35                                  | DIST-305                       | True                                   |
| J-DIST-338 | 1,500.00                       | 116.40  | J-DIST-304                                     | 5.35                                  | DIST-305                       | True                                   |
| J-DIST-16  | 1,500.00                       | 66.66   | J-DIST-17                                      | 5.35                                  | DIST-305                       | True                                   |
| J-DIST-297 | 1,500.00                       | 80.87   | J-DIST-304                                     | 5.35                                  | DIST-305                       | True                                   |
| J-DIST-138 | 1,500.00                       | 45.77   | J-DIST-304                                     | 5.35                                  | DIST-305                       | True                                   |
| J-DIST-46  | 1,500.00                       | 68.78   | J-DIST-304                                     | 5.35                                  | DIST-305                       | True                                   |
| J-DIST-124 | 1,500.00                       | 99.24   | J-DIST-304                                     | 5.35                                  | DIST-305                       | True                                   |
| J-DIST-120 | 1,500.00                       | 65.20   | J-DIST-304                                     | 5.35                                  | DIST-305                       | True                                   |
| J-DIST-13  | 1,500.00                       | 82.57   | J-DIST-304                                     | 5.35                                  | DIST-305                       | True                                   |
| J-DIST-153 | 1,500.00                       | 52.11   | J-DIST-304                                     | 5.35                                  | DIST-305                       | True                                   |
| J-DIST-204 | 1,500.00                       | 69.51   | J-DIST-304                                     | 5.35                                  | DIST-305                       | True                                   |
| J-DIST-201 | 1,500.00                       | 98.39   | J-DIST-304                                     | 5.35                                  | DIST-305                       | True                                   |
| J-DIST-254 | 1,500.00                       | 54.77   | J-DIST-304                                     | 5.35                                  | DIST-305                       | True                                   |
| J-DIST-303 | 1,500.00                       | 68.88   | J-DIST-304                                     | 5.35                                  | DIST-305                       | True                                   |
| J-DIST-253 | 1,500.00                       | 76.07   | J-DIST-304                                     | 5.35                                  | DIST-305                       | True                                   |
| J-DIST-258 | 1,500.00                       | 102.42  | J-DIST-304                                     | 5.35                                  | DIST-305                       | True                                   |
| J-DIST-277 | 1,500.00                       | 127.73  | J-DIST-304                                     | 5.35                                  | DIST-305                       | True                                   |
| J-DIST-52  | 1,500.00                       | 64.64   | J-DIST-304                                     | 5.35                                  | DIST-305                       | True                                   |
| J-DIST-94  | 1,500.00                       | 44.33   | J-DIST-304                                     | 5.35                                  | DIST-305                       | True                                   |
| J-DIST-256 | 1,500.00                       | 85.25   | J-DIST-304                                     | 5.35                                  | DIST-305                       | True                                   |
| J-DIST-139 | 1,500.00                       | 74.82   | J-DIST-304                                     | 5.35                                  | DIST-305                       | True                                   |
| J-DIST-53  | 1,500.00                       | 80.43   | J-DIST-304                                     | 5.35                                  | DIST-305                       | True                                   |
| J-DIST-255 | 1,500.00                       | 108.32  | J-DIST-304                                     | 5.35                                  | DIST-305                       | True                                   |
| J-DIST-260 | 1,500.00                       | 79.47   | J-DIST-304                                     | 5.35                                  | DIST-305                       | True                                   |
| J-DIST-337 | 1,500.00                       | 65.95   | J-DIST-17                                      | 5.35                                  | DIST-305                       | True                                   |
| J-DIST-154 | 1,500.00                       | 88.16   | J-DIST-304                                     | 5.35                                  | DIST-305                       | True                                   |
| J-DIST-250 | 1,500.00                       | 52.84   | J-DIST-304                                     | 5.35                                  | DIST-305                       | True                                   |
| J-DIST-17  | 1,500.00                       | 34.06   | J-DIST-304                                     | 5.35                                  | DIST-305                       | True                                   |
| J-DIST-147 | 1,500.00                       | 65.32   | J-DIST-304                                     | 5.35                                  | DIST-305                       | True                                   |
| J-DIST-200 | 1,500.00                       | 101.13  | J-DIST-304                                     | 5.35                                  | DIST-305                       | True                                   |
| J-DIST-251 | 1,500.00                       | 68.77   | J-DIST-304                                     | 5.35                                  | DIST-305                       | True                                   |
| J-DIST-96  | 1,500.00                       | 46.05   | J-DIST-304                                     | 5.35                                  | DIST-305                       | True                                   |
| J-DIST-296 | 1,500.00                       | 100.14  | J-DIST-304                                     | 5.35                                  | DIST-305                       | True                                   |
| J-DIST-161 | 1,500.00                       | 123.78  | J-DIST-304                                     | 5.35                                  | DIST-305                       | True                                   |
| J-DIST-203 | 1,500.00                       | 87.45   | J-DIST-304                                     | 5.35                                  | DIST-305                       | True                                   |
| J-DIST-152 | 1,500.00                       | 97.40   | J-DIST-304                                     | 5.35                                  | DIST-305                       | True                                   |
| J-DIST-189 | 1,500.00                       | 67.02   | J-DIST-304                                     | 5.35                                  | DIST-305                       | True                                   |
| J-DIST-49  | 1,500.00                       | 90.83   | J-DIST-304                                     | 5.35                                  | DIST-305                       | True                                   |
| J-DIST-76  | 1,500.00                       | 59.39   | J-DIST-304                                     | 5.35                                  | DIST-305                       | True                                   |
| J-DIST-107 | 1,500.00                       | 94.73   | J-DIST-304                                     | 5.35                                  | DIST-305                       | True                                   |
| J-DIST-150 | 1,500.00                       | 59.39   | J-DIST-304                                     | 5.35                                  | DIST-305                       | True                                   |
| J-DIST-328 | 1,500.00                       | 43.30   | J-DIST-304                                     | 5.35                                  | DIST-305                       | True                                   |
| J-DIST-25  | 1,500.00                       | 89.44   | J-DIST-304                                     | 5.35                                  | DIST-305                       | True                                   |
| J-DIST-72  | 1,500.00                       | 69.07   | J-DIST-304                                     | 5.35                                  | DIST-305                       | True                                   |
| J-DIST-91  | 1,500.00                       | 55.62   | J-DIST-304                                     | 5.35                                  | DIST-305                       | True                                   |
| J-DIST-100 | 1,500.00                       | 119.20  | J-DIST-304                                     | 5.35                                  | DIST-305                       | True                                   |
| J-DIST-188 | 1,500.00                       | 68.14   | J-DIST-304                                     | 5.35                                  | DIST-305                       | True                                   |



# SMR Water Model Results

## Max Day Demand + Fire Flow @ 20 psi

Fire Flow Results Table - Time: 0.00 hours

| Label      | Fire Flow<br>(Needed)<br>(gpm) | Pressure<br>(Calculated<br>Residual)<br>(psi) | Junction w/<br>Minimum<br>Pressure<br>(System) | Velocity of<br>Maximum Pipe<br>(ft/s) | Pipe w/<br>Maximum<br>Velocity | Satisfies Fire<br>Flow<br>Constraints? |
|------------|--------------------------------|---|--|---------------------------------------|--------------------------------|--|
| J-DIST-209 | 1,500.00                       | 45.43   | J-DIST-304                                     | 5.35                                  | DIST-305                       | True                                   |
| J-DIST-228 | 1,500.00                       | 114.84  | J-DIST-304                                     | 5.35                                  | DIST-305                       | True                                   |
| J-DIST-186 | 1,500.00                       | 91.73   | J-DIST-304                                     | 5.35                                  | DIST-305                       | True                                   |
| J-DIST-217 | 1,500.00                       | 58.84   | J-DIST-304                                     | 5.35                                  | DIST-305                       | True                                   |
| J-DIST-242 | 1,500.00                       | 72.10   | J-DIST-304                                     | 5.35                                  | DIST-305                       | True                                   |
| J-DIST-29  | 1,500.00                       | 51.83   | J-DIST-304                                     | 5.35                                  | DIST-305                       | True                                   |
| J-DIST-130 | 1,500.00                       | 75.49   | J-DIST-304                                     | 5.35                                  | DIST-305                       | True                                   |
| J-DIST-135 | 1,500.00                       | 69.75   | J-DIST-304                                     | 5.35                                  | DIST-305                       | True                                   |
| J-DIST-148 | 1,500.00                       | 99.21   | J-DIST-304                                     | 5.35                                  | DIST-305                       | True                                   |
| J-DIST-183 | 1,500.00                       | 43.66   | J-DIST-304                                     | 5.35                                  | DIST-305                       | True                                   |
| J-DIST-221 | 1,500.00                       | 56.65   | J-DIST-304                                     | 5.35                                  | DIST-305                       | True                                   |
| J-DIST-222 | 1,500.00                       | 122.05  | J-DIST-304                                     | 5.35                                  | DIST-305                       | True                                   |
| J-DIST-285 | 1,500.00                       | 50.82   | J-DIST-304                                     | 5.35                                  | DIST-305                       | True                                   |
| J-DIST-315 | 1,500.00                       | 108.06  | J-DIST-304                                     | 5.35                                  | DIST-305                       | True                                   |
| J-DIST-20  | 1,500.00                       | 59.87   | J-DIST-304                                     | 5.35                                  | DIST-305                       | True                                   |
| J-DIST-61  | 1,500.00                       | 67.55   | J-DIST-304                                     | 5.35                                  | DIST-305                       | True                                   |
| J-DIST-69  | 1,500.00                       | 92.47   | J-DIST-304                                     | 5.35                                  | DIST-305                       | True                                   |
| J-DIST-70  | 1,500.00                       | 83.93   | J-DIST-304                                     | 5.35                                  | DIST-305                       | True                                   |
| J-DIST-99  | 1,500.00                       | 45.12   | J-DIST-304                                     | 5.35                                  | DIST-305                       | True                                   |
| J-DIST-104 | 1,500.00                       | 117.39  | J-DIST-304                                     | 5.35                                  | DIST-305                       | True                                   |
| J-DIST-132 | 1,500.00                       | 44.72   | J-DIST-304                                     | 5.35                                  | DIST-305                       | True                                   |
| J-DIST-166 | 1,500.00                       | 73.13   | J-DIST-304                                     | 5.35                                  | DIST-305                       | True                                   |
| J-DIST-182 | 1,500.00                       | 45.32   | J-DIST-304                                     | 5.35                                  | DIST-305                       | True                                   |
| J-DIST-206 | 1,500.00                       | 65.38   | J-DIST-304                                     | 5.35                                  | DIST-305                       | True                                   |
| J-DIST-214 | 1,500.00                       | 79.20   | J-DIST-304                                     | 5.35                                  | DIST-305                       | True                                   |
| J-DIST-220 | 1,500.00                       | 91.98   | J-DIST-304                                     | 5.35                                  | DIST-305                       | True                                   |
| J-DIST-249 | 1,500.00                       | 109.92  | J-DIST-304                                     | 5.35                                  | DIST-305                       | True                                   |
| J-DIST-80  | 1,500.00                       | 112.97  | J-DIST-304                                     | 5.35                                  | DIST-305                       | True                                   |
| J-DIST-110 | 1,500.00                       | 61.39   | J-DIST-304                                     | 5.35                                  | DIST-305                       | True                                   |
| J-DIST-149 | 1,500.00                       | 104.45  | J-DIST-304                                     | 5.35                                  | DIST-305                       | True                                   |
| J-DIST-213 | 1,500.00                       | 75.62   | J-DIST-304                                     | 5.35                                  | DIST-305                       | True                                   |
| J-DIST-229 | 1,500.00                       | 109.28  | J-DIST-304                                     | 5.35                                  | DIST-305                       | True                                   |
| J-DIST-312 | 1,500.00                       | 124.81  | J-DIST-304                                     | 5.35                                  | DIST-305                       | True                                   |
| J-DIST-370 | 1,500.00                       | 113.44  | J-DIST-304                                     | 5.35                                  | DIST-305                       | True                                   |
| J-DIST-22  | 1,500.00                       | 101.34  | J-DIST-304                                     | 5.35                                  | DIST-305                       | True                                   |
| J-DIST-50  | 1,500.00                       | 68.67   | J-DIST-304                                     | 5.35                                  | DIST-305                       | True                                   |
| J-DIST-93  | 1,500.00                       | 64.47   | J-DIST-304                                     | 5.35                                  | DIST-305                       | True                                   |
| J-DIST-133 | 1,500.00                       | 103.23  | J-DIST-304                                     | 5.35                                  | DIST-305                       | True                                   |
| J-DIST-187 | 1,500.00                       | 77.74   | J-DIST-304                                     | 5.35                                  | DIST-305                       | True                                   |
| J-DIST-208 | 1,500.00                       | 107.74  | J-DIST-304                                     | 5.35                                  | DIST-305                       | True                                   |
| J-DIST-247 | 1,500.00                       | 75.70   | J-DIST-304                                     | 5.35                                  | DIST-305                       | True                                   |
| J-DIST-248 | 1,500.00                       | 88.55   | J-DIST-304                                     | 5.35                                  | DIST-305                       | True                                   |
| J-DIST-281 | 1,500.00                       | 98.60   | J-DIST-304                                     | 5.35                                  | DIST-305                       | True                                   |
| J-DIST-316 | 1,500.00                       | 108.14  | J-DIST-304                                     | 5.35                                  | DIST-305                       | True                                   |
| J-DIST-23  | 1,500.00                       | 80.98   | J-DIST-304                                     | 5.35                                  | DIST-305                       | True                                   |
| J-DIST-230 | 1,500.00                       | 99.42   | J-DIST-304                                     | 5.35                                  | DIST-305                       | True                                   |
| J-DIST-314 | 1,500.00                       | 107.95  | J-DIST-304                                     | 5.35                                  | DIST-305                       | True                                   |
| J-DIST-79  | 1,500.00                       | 106.36  | J-DIST-304                                     | 5.35                                  | DIST-305                       | True                                   |
| J-DIST-103 | 1,500.00                       | 53.72   | J-DIST-304                                     | 5.35                                  | DIST-305                       | True                                   |
| J-DIST-108 | 1,500.00                       | 123.93  | J-DIST-304                                     | 5.35                                  | DIST-305                       | True                                   |
| J-DIST-131 | 1,500.00                       | 89.79   | J-DIST-304                                     | 5.35                                  | DIST-305                       | True                                   |
| J-DIST-134 | 1,500.00                       | 68.99   | J-DIST-304                                     | 5.35                                  | DIST-305                       | True                                   |
| J-DIST-165 | 1,500.00                       | 55.95   | J-DIST-304                                     | 5.35                                  | DIST-305                       | True                                   |
| J-DIST-185 | 1,500.00                       | 98.43   | J-DIST-304                                     | 5.35                                  | DIST-305                       | True                                   |
| J-DIST-302 | 1,500.00                       | 55.86   | J-DIST-304                                     | 5.35                                  | DIST-305                       | True                                   |

# SMR Water Model Results

## Max Day Demand + Fire Flow @ 20 psi

Fire Flow Results Table - Time: 0.00 hours

| Label      | Fire Flow<br>(Needed)<br>(gpm) | Pressure<br>(Calculated<br>Residual)<br>(psi) | Junction w/<br>Minimum<br>Pressure<br>(System) | Velocity of<br>Maximum Pipe<br>(ft/s) | Pipe w/<br>Maximum<br>Velocity | Satisfies Fire<br>Flow<br>Constraints? |
|------------|--------------------------------|---|--|---------------------------------------|--------------------------------|--|
| J-DIST-28  | 1,500.00                       | 82.95   | J-DIST-304                                     | 5.35                                  | DIST-305                       | True                                   |
| J-DIST-32  | 1,500.00                       | 97.81   | J-DIST-304                                     | 5.35                                  | DIST-305                       | True                                   |
| J-DIST-71  | 1,500.00                       | 82.14   | J-DIST-304                                     | 5.35                                  | DIST-305                       | True                                   |
| J-DIST-73  | 1,500.00                       | 50.38   | J-DIST-304                                     | 5.35                                  | DIST-305                       | True                                   |
| J-DIST-105 | 1,500.00                       | 133.93  | J-DIST-304                                     | 5.35                                  | DIST-305                       | True                                   |
| J-DIST-106 | 1,500.00                       | 55.55   | J-DIST-304                                     | 5.35                                  | DIST-305                       | True                                   |
| J-DIST-172 | 1,500.00                       | 102.51  | J-DIST-304                                     | 5.35                                  | DIST-305                       | True                                   |
| J-DIST-180 | 1,500.00                       | 62.85   | J-DIST-304                                     | 5.35                                  | DIST-305                       | True                                   |
| J-DIST-184 | 1,500.00                       | 111.92  | J-DIST-304                                     | 5.35                                  | DIST-305                       | True                                   |
| J-DIST-223 | 1,500.00                       | 106.30  | J-DIST-304                                     | 5.35                                  | DIST-305                       | True                                   |
| J-DIST-156 | 1,500.00                       | 98.09   | J-DIST-304                                     | 5.35                                  | DIST-305                       | True                                   |
| J-DIST-199 | 1,500.00                       | 93.63   | J-DIST-17                                      | 5.35                                  | DIST-305                       | True                                   |
| J-DIST-210 | 1,500.00                       | 106.25  | J-DIST-304                                     | 5.35                                  | DIST-305                       | True                                   |
| J-DIST-219 | 1,500.00                       | 112.36  | J-DIST-304                                     | 5.35                                  | DIST-305                       | True                                   |
| J-DIST-224 | 1,500.00                       | 76.87   | J-DIST-304                                     | 5.35                                  | DIST-305                       | True                                   |
| J-DIST-24  | 1,500.00                       | 67.26   | J-DIST-304                                     | 5.35                                  | DIST-305                       | True                                   |
| J-DIST-92  | 1,500.00                       | 63.30   | J-DIST-304                                     | 5.35                                  | DIST-305                       | True                                   |
| J-DIST-181 | 1,500.00                       | 54.20   | J-DIST-304                                     | 5.35                                  | DIST-305                       | True                                   |
| J-DIST-19  | 1,500.00                       | 110.05  | J-DIST-304                                     | 5.35                                  | DIST-305                       | True                                   |
| J-DIST-37  | 1,500.00                       | 124.44  | J-DIST-304                                     | 5.35                                  | DIST-305                       | True                                   |
| J-DIST-109 | 1,500.00                       | 80.28   | J-DIST-304                                     | 5.35                                  | DIST-305                       | True                                   |
| J-DIST-151 | 1,500.00                       | 57.08   | J-DIST-304                                     | 5.35                                  | DIST-305                       | True                                   |
| J-DIST-205 | 1,500.00                       | 90.67   | J-DIST-304                                     | 5.35                                  | DIST-305                       | True                                   |
| J-DIST-207 | 1,500.00                       | 71.52   | J-DIST-304                                     | 5.35                                  | DIST-305                       | True                                   |
| J-DIST-27  | 1,500.00                       | 55.97   | J-DIST-304                                     | 5.35                                  | DIST-305                       | True                                   |
| J-DIST-51  | 1,500.00                       | 82.94   | J-DIST-304                                     | 5.35                                  | DIST-305                       | True                                   |
| J-DIST-101 | 1,500.00                       | 54.51   | J-DIST-304                                     | 5.35                                  | DIST-305                       | True                                   |
| J-DIST-240 | 1,500.00                       | 64.93   | J-DIST-304                                     | 5.35                                  | DIST-305                       | True                                   |
| J-DIST-77  | 1,500.00                       | 58.38   | J-DIST-304                                     | 5.35                                  | DIST-305                       | True                                   |
| J-DIST-227 | 1,500.00                       | 122.50  | J-DIST-304                                     | 5.35                                  | DIST-305                       | True                                   |
| J-DIST-136 | 1,500.00                       | 111.68  | J-DIST-304                                     | 5.35                                  | DIST-305                       | True                                   |
| J-DIST-146 | 1,500.00                       | 74.17   | J-DIST-304                                     | 5.35                                  | DIST-305                       | True                                   |
| J-DIST-325 | 1,500.00                       | 54.35   | J-DIST-304                                     | 5.35                                  | DIST-305                       | True                                   |
| J-DIST-26  | 1,500.00                       | 69.21   | J-DIST-304                                     | 5.35                                  | DIST-305                       | True                                   |
| J-DIST-60  | 1,500.00                       | 105.36  | J-DIST-304                                     | 5.35                                  | DIST-305                       | True                                   |
| J-DIST-21  | 1,500.00                       | 83.16   | J-DIST-304                                     | 5.35                                  | DIST-305                       | True                                   |
| J-DIST-15  | 1,500.00                       | 74.34   | J-DIST-17                                      | 5.35                                  | DIST-305                       | True                                   |
| J-DIST-81  | 1,500.00                       | 88.09   | J-DIST-304                                     | 5.35                                  | DIST-305                       | True                                   |
| J-DIST-82  | 1,500.00                       | 103.03  | J-DIST-304                                     | 5.35                                  | DIST-305                       | True                                   |
| J-DIST-83  | 1,500.00                       | 140.66  | J-DIST-304                                     | 5.35                                  | DIST-305                       | True                                   |
| J-DIST-261 | 1,500.00                       | 90.37   | J-DIST-304                                     | 5.35                                  | DIST-305                       | True                                   |
| J-DIST-262 | 1,500.00                       | 114.11  | J-DIST-304                                     | 5.35                                  | DIST-305                       | True                                   |
| J-DIST-265 | 1,500.00                       | 129.74  | J-DIST-304                                     | 5.35                                  | DIST-305                       | True                                   |
| J-DIST-34  | 1,500.00                       | 101.48  | J-DIST-304                                     | 5.35                                  | DIST-305                       | True                                   |
| J-DIST-155 | 1,500.00                       | 115.56  | J-DIST-304                                     | 5.35                                  | DIST-305                       | True                                   |
| J-DIST-193 | 1,500.00                       | 125.36  | J-DIST-304                                     | 5.35                                  | DIST-305                       | True                                   |
| J-DIST-344 | 1,500.00                       | 109.76  | J-DIST-304                                     | 5.35                                  | DIST-305                       | True                                   |
| J-DIST-33  | 1,500.00                       | 76.36   | J-DIST-17                                      | 5.35                                  | DIST-305                       | True                                   |
| J-DIST-116 | 1,500.00                       | 65.49   | J-DIST-304                                     | 5.35                                  | DIST-305                       | True                                   |
| J-DIST-259 | 1,500.00                       | 71.67   | J-DIST-304                                     | 5.35                                  | DIST-305                       | True                                   |
| J-DIST-84  | 1,500.00                       | 66.67   | J-DIST-304                                     | 5.35                                  | DIST-305                       | True                                   |
| J-DIST-263 | 1,500.00                       | 44.42   | J-DIST-304                                     | 5.35                                  | DIST-305                       | True                                   |
| J-DIST-264 | 1,500.00                       | 58.56   | J-DIST-304                                     | 5.35                                  | DIST-305                       | True                                   |
| J-DIST-319 | 1,500.00                       | 41.11   | J-DIST-304                                     | 5.35                                  | DIST-305                       | True                                   |
| J-DIST-293 | 1,500.00                       | 100.00  | J-EX-104                                       | 5.32                                  | DIST-375                       | True                                   |

# SMR Water Model Results

## Max Day Demand + Fire Flow @ 20 psi

Fire Flow Results Table - Time: 0.00 hours

| Label      | Fire Flow<br>(Needed)<br>(gpm) | Pressure<br>(Calculated<br>Residual)<br>(psi) | Junction w/<br>Minimum<br>Pressure<br>(System) | Velocity of<br>Maximum Pipe<br>(ft/s) | Pipe w/<br>Maximum<br>Velocity | Satisfies Fire<br>Flow<br>Constraints? |
|------------|--------------------------------|---|--|---------------------------------------|--------------------------------|--|
| J-DIST-128 | 1,500.00                       | 92.28   | J-EX-104                                       | 5.30                                  | DIST-105                       | True                                   |
| J-EX-5     | 1,500.00                       | 99.31   | J-EX-104                                       | 5.20                                  | EX-21                          | True                                   |
| J-DIST-334 | 1,500.00                       | 99.06   | J-EX-104                                       | 5.19                                  | EX-21                          | True                                   |
| J-DIST-333 | 1,500.00                       | 98.32   | J-EX-104                                       | 5.19                                  | EX-21                          | True                                   |
| J-DIST-332 | 1,500.00                       | 93.61   | J-EX-104                                       | 5.19                                  | EX-21                          | True                                   |
| J-DIST-331 | 1,500.00                       | 89.56   | J-EX-104                                       | 5.19                                  | EX-21                          | True                                   |
| J-DIST-330 | 1,500.00                       | 86.97   | J-EX-104                                       | 5.19                                  | EX-21                          | True                                   |
| J-DIST-329 | 1,500.00                       | 83.89   | J-EX-104                                       | 5.19                                  | EX-21                          | True                                   |
| J-DIST-38  | 1,500.00                       | 81.22   | J-EX-104                                       | 5.18                                  | EX-21                          | True                                   |
| J-DIST-194 | 1,500.00                       | 70.09   | J-EX-104                                       | 5.18                                  | EX-21                          | True                                   |
| J-DIST-127 | 1,500.00                       | 63.37   | J-EX-104                                       | 5.18                                  | EX-21                          | True                                   |
| J-DIST-170 | 1,500.00                       | 97.41   | J-EX-104                                       | 5.13                                  | EX-21                          | True                                   |
| J-EX-2     | 1,500.00                       | 119.92  | J-EX-84  | 5.01                                  | EX-85                          | True                                   |



## APPENDIX E – SANITARY SEWER SYSTEM

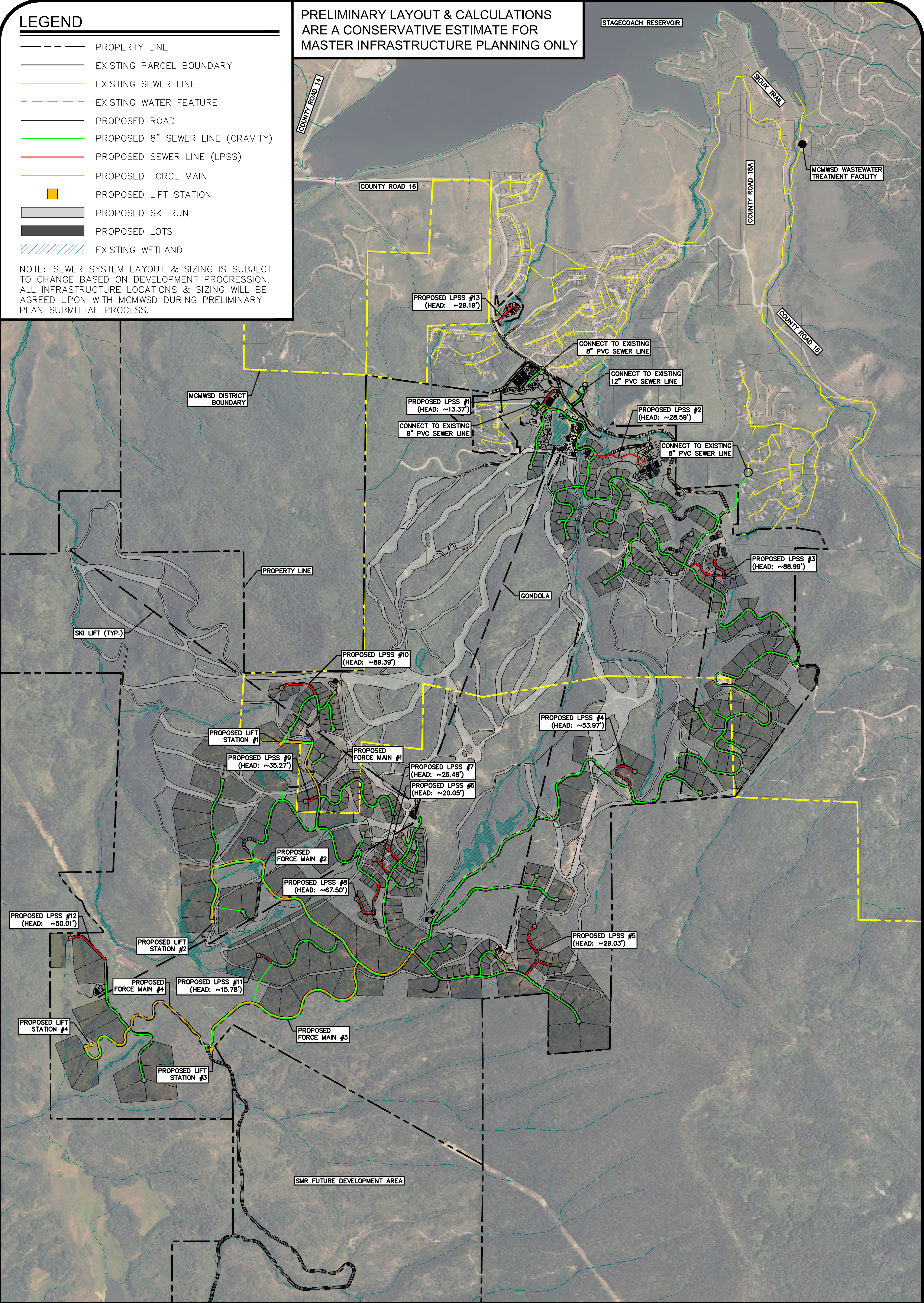


LEGEND

- PROPERTY LINE
- EXISTING PARCEL BOUNDARY
- EXISTING SEWER LINE
- EXISTING WATER FEATURE
- PROPOSED ROAD
- PROPOSED 8" SEWER LINE (GRAVITY)
- PROPOSED SEWER LINE (LPSS)
- PROPOSED FORCE MAIN
- PROPOSED LIFT STATION
- PROPOSED SKI RUN
- PROPOSED LOTS
- EXISTING WETLAND

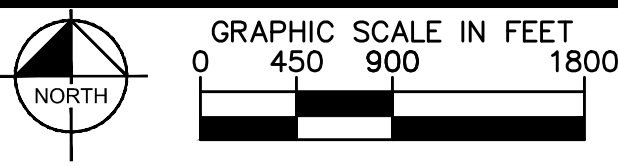
NOTE: SEWER SYSTEM LAYOUT & SIZING IS SUBJECT TO CHANGE BASED ON DEVELOPMENT PROGRESSION. ALL INFRASTRUCTURE LOCATIONS & SIZING WILL BE AGREED UPON WITH MCMWSD DURING PRELIMINARY PLAN SUBMITTAL PROCESS.

PRELIMINARY LAYOUT & CALCULATIONS ARE A CONSERVATIVE ESTIMATE FOR MASTER INFRASTRUCTURE PLANNING ONLY



STAGECOACH MOUNTAIN RANCH - SEWER SYSTEM LAYOUT  
ROUTT COUNTY, CO

February 13, 2025



Kimley»Horn



# Stagecoach Mountain Ranch: Overall Sewer Flows

| Overall Sewer Flows                                |  |          |                  |            |        |                |              |            |        |
|--|--|----------|------------------|------------|--------|----------------|--------------|------------|--------|
| Property   | Land Usage Type <sup>1</sup>                         | EQR      | Average Day Flow |            |        | Peaking Factor | Max Day Flow |            |        |
|  |  |          | (GPM)            | (GPD)      | (AFY)  |                | (GPM)        | (GPD)      | (AFY)  |
| Ski Mountain                                       | Base Area  |          |                  |            |        |                |              |            |        |
|  | Residential <sup>2</sup>                             | 479.72   | 35.61            | 51,274.80  | 57.44  | 1.40           | 49.85        | 71,784.72  | 80.41  |
|  | Non-Residential <sup>4</sup>                         | 212.94   | 26.62            | 38,328.75  | 42.94  | 1.40           | 37.26        | 53,660.25  | 60.11  |
|  | Mid Mountain   |          |                  |            |        |                |              |            |        |
|  | Residential  | 334.80   | 20.93            | 30,132.00  | 33.75  | 1.40           | 29.30        | 42,184.80  | 47.26  |
|  | Non-Residential                                      | 32.50    | 4.06             | 5,850.00   | 6.55   | 1.40           | 5.69         | 8,190.00   | 9.17   |
|  | Flat Tops  |          |                  |            |        |                |              |            |        |
|  | Residential  | 548.60   | 34.29            | 49,374.00  | 55.31  | 1.40           | 48.00        | 69,123.60  | 77.43  |
|  | Non-Residential                                      | 168.45   | 21.06            | 30,321.00  | 33.97  | 1.40           | 29.48        | 42,449.40  | 47.55  |
|  | Mountain (Land Preservation Subdivision)             |          |                  |            |        |                |              |            |        |
|  | Residential  | 420.00   | 26.25            | 37,800.00  | 42.34  | 1.40           | 36.75        | 52,920.00  | 59.28  |
|  | Non-Residential                                      | 17.50    | 2.19             | 3,150.00   | 3.53   | 1.40           | 3.06         | 4,410.00   | 4.94   |
|  | Future Development Area                              |          |                  |            |        |                |              |            |        |
|  | Residential  | 245.00   | 15.31            | 22,050.00  | 24.70  | 1.40           | 21.44        | 30,870.00  | 34.58  |
|  | Non-Residential                                      | -        | -                | -          | -      | -              | -            | -          | -      |
| Stetson Ranch                                      | Stetson (Land Preservation Subdivision) <sup>3</sup> |          |                  |            |        |                |              |            |        |
|  | Residential  | 49.00    | 3.06             | 4,410.00   | 4.94   | 1.40           | 4.29         | 6,174.00   | 6.92   |
|  | Non-Residential                                      | 19.48    | 2.43             | 3,505.50   | 3.93   | 1.40           | 3.41         | 4,907.70   | 5.50   |
| Stagecoach Mountain Ranch                          |  |          |                  |            |        |                |              |            |        |
| Residential Sewer Flow                             |  | 2,077.12 | 135.45           | 195,040.80 | 218.48 |                | 189.62       | 273,057.12 | 305.88 |
| Non-Residential Sewer Flow <sup>4</sup>            |  | 450.86   | 56.36            | 81,155.25  | 90.91  |                | 78.90        | 113,617.35 | 127.27 |
| Total Sewer Flow <sup>4</sup>                      |  | 2,527.98 | 191.80           | 276,196.05 | 309.39 |                | 268.52       | 386,674.47 | 433.15 |
| Total Sewer Flow Serviced by MCMWSD <sup>3,5</sup> |  | 2,458.91 | 186.23           | 268,172.55 | 300.41 |                | 260.72       | 375,441.57 | 420.57 |

Notes:

(1) Residential flows correspond to a maximum occupancy rate of 50% that the development will observe at buildout. Workforce Housing units are considered fully occupied year round. Non-residential flows do not incorporate occupancy rates as they have already been allocated through amenity sizing.

(2) Base Area residential flows include the Workforce Housing flows.

(3) Stetson lots to be serviced by individual septic systems. Not anticipated to be annexed into MCMWSD.

(4) A 0.23 EQR difference between the anticipated water and sewer demands is as a result of the proposed Green House only requiring water service, while sanitary sewer demand and service is not anticipated.

(5) A 0.82 EQR difference between the anticipated water and sewer demands to be serviced by MCMWSD is as a result of the proposed Green House and Horse Barn only requiring water services, while sanitary sewer demand and service is not anticipated for the Green House and service for the Horse Barn's anticipated sanitary sewer demand will be provided by an onsite septic system.



# Stagecoach Mountain Ranch: Residential Sewer Flows

| Residential Sewer Flows                                      |  |           |                |                 |                         |          |                                     |                           |                  |            |        |                |              |            |        |
|--|--|-----------|----------------|-----------------|-------------------------|----------|-------------------------------------|---------------------------|------------------|------------|--------|----------------|--------------|------------|--------|
| Property   | Residential Type   | Unit Size | Number of Lots | Number of Units | EOR Factor <sup>1</sup> | EOR      | Maximum Occupancy Rate <sup>2</sup> | Average Flow <sup>3</sup> | Average Day Flow |            |        | Peaking Factor | Max Day Flow |            |        |
|  |  | (SQ.FT)   | (EA)           | (EA)            |                         |          |                                     | (GPD/EOR)                 | (GPM)            | (GPD)      | (AFY)  |                | (GPM)        | (GPD)      | (AFY)  |
| Ski Mountain   | Base Area  |           |                |                 |                         |          |                                     |                           |                  |            |        |                |              |            |        |
|  | Single-Family  | 7,500     | 41             | 41              | 3.00                    | 123.00   | 50%                                 | 180.00                    | 7.69             | 11,070.00  | 12.40  | 1.40           | 10.76        | 15,498.00  | 17.36  |
|  | Cabins   | 5,000     | 34             | 34              | 2.00                    | 68.00    | 50%                                 | 180.00                    | 4.25             | 6,120.00   | 6.86   | 1.40           | 5.95         | 8,568.00   | 9.60   |
|  | Ski Villas / Duplex  | 4,200     | 27             | 54              | 1.68                    | 90.72    | 50%                                 | 180.00                    | 5.67             | 8,164.80   | 9.15   | 1.40           | 7.94         | 11,430.72  | 12.80  |
|  | Condos   | 4,500     | -              | 60              | 1.80                    | 108.00   | 50%                                 | 180.00                    | 6.75             | 9,720.00   | 10.89  | 1.40           | 9.45         | 13,608.00  | 15.24  |
|  | Workforce Housing (Double Creek) <sup>4</sup>                    | 2,500     | 9              | 18              | 1.00                    | 18.00    | 100%                                | 180.00                    | 2.25             | 3,240.00   | 3.63   | 1.40           | 3.15         | 4,536.00   | 5.08   |
|  | Workforce Housing (Community Marketplace & Gateway) <sup>4</sup> | 1,250     | -              | 94              | 0.50                    | 47.00    | 100%                                | 180.00                    | 5.88             | 8,460.00   | 9.48   | 1.40           | 8.23         | 11,844.00  | 13.27  |
|  | Workforce Housing (Middle Creek Meadow) <sup>4</sup>             | 2,500     | 6              | 25              | 1.00                    | 25.00    | 100%                                | 180.00                    | 3.13             | 4,500.00   | 5.04   | 1.40           | 4.38         | 6,300.00   | 7.06   |
|  | Mid Mountain   |           |                |                 |                         |          |                                     |                           |                  |            |        |                |              |            |        |
|  | Single-Family  | 10,000    | 54             | 54              | 4.00                    | 216.00   | 50%                                 | 180.00                    | 13.50            | 19,440.00  | 21.78  | 1.40           | 18.90        | 27,216.00  | 30.49  |
|  | Ski Villas / Duplex  | 4,200     | 30             | 60              | 1.68                    | 100.80   | 50%                                 | 180.00                    | 6.30             | 9,072.00   | 10.16  | 1.40           | 8.82         | 12,700.80  | 14.23  |
|  | Condos   | 4,500     | -              | 10              | 1.80                    | 18.00    | 50%                                 | 180.00                    | 1.13             | 1,620.00   | 1.81   | 1.40           | 1.58         | 2,268.00   | 2.54   |
|  | Flat Tops  |           |                |                 |                         |          |                                     |                           |                  |            |        |                |              |            |        |
|  | Single-Family  | 11,500    | 33             | 33              | 4.60                    | 151.80   | 50%                                 | 180.00                    | 9.49             | 13,662.00  | 15.30  | 1.40           | 13.28        | 19,126.80  | 21.43  |
|  | Cabins   | 5,000     | 190            | 190             | 2.00                    | 380.00   | 50%                                 | 180.00                    | 23.75            | 34,200.00  | 38.31  | 1.40           | 33.25        | 47,880.00  | 53.64  |
|  | Ski Villas / Duplex  | 4,200     | 5              | 10              | 1.68                    | 16.80    | 50%                                 | 180.00                    | 1.05             | 1,512.00   | 1.69   | 1.40           | 1.47         | 2,116.80   | 2.37   |
|  | Mountain (Land Preservation Subdivision)                         |           |                |                 |                         |          |                                     |                           |                  |            |        |                |              |            |        |
|  | Single-Family  | 17,500    | 60             | 60              | 7.00                    | 420.00   | 50%                                 | 180.00                    | 26.25            | 37,800.00  | 42.34  | 1.40           | 36.75        | 52,920.00  | 59.28  |
|  | Future Development Area  |           |                |                 |                         |          |                                     |                           |                  |            |        |                |              |            |        |
|  | Single-Family  | 17,500    | 35             | 35              | 7.00                    | 245.00   | 50%                                 | 180.00                    | 15.31            | 22,050.00  | 24.70  | 1.40           | 21.44        | 30,870.00  | 34.58  |
| Stetson Ranch  | Stetson (Land Preservation Subdivision) <sup>5</sup>             |           |                |                 |                         |          |                                     |                           |                  |            |        |                |              |            |        |
|  | Single-Family  | 17,500    | 7              | 7               | 7.00                    | 49.00    | 50%                                 | 180.00                    | 3.06             | 4,410.00   | 4.94   | 1.40           | 4.29         | 6,174.00   | 6.92   |
| Stagecoach Mountain Ranch                                    |  |           |                |                 |                         |          |                                     |                           |                  |            |        |                |              |            |        |
| Total SMR Residential Sewer Flow                             |  |           | 516            | 648             |                         | 1,987.12 |                                     |                           | 124.20           | 178,840.80 | 200.34 |                | 173.87       | 250,377.12 | 280.47 |
| Total Workforce Housing Sewer Flow <sup>4</sup>              |  |           | 15             | 137             |                         | 90.00    |                                     |                           | 11.25            | 16,200.00  | 18.15  |                | 15.75        | 22,680.00  | 25.41  |
| Total Residential Sewer Flow                                 |  |           | 531            | 785             |                         | 2,077.12 |                                     |                           | 135.45           | 195,040.80 | 218.48 |                | 189.62       | 273,057.12 | 305.88 |
| Total Residential Sewer Flow Serviced by MCMWSD <sup>5</sup> |  |           | 524            | 778             |                         | 2,028.12 |                                     |                           | 132.38           | 190,630.80 | 213.54 |                | 185.34       | 266,883.12 | 298.96 |

Notes:

- (1) Refer to the "Equivalent Residential Unit Calculation" section of the Water & Sanitary Sewer Master Plan.
- (2) Maximum Occupancy Rate represents the maximum occupancy rate that the development will observe at buildout. Workforce Housing units are considered fully occupied year round.
- (3) Average Flow corresponds to the 180 GPD that MCMWSD observes for 1.0 EOR in their existing system.
- (4) Workforce Housing will not be included in the total residential units to be sold for the development, but will be included with the units to be serviced by MCMWSD.
- (5) Stetson lots to be serviced by individual septic systems. Not anticipated to be annexed into MCMWSD.

Stagecoach Mountain Ranch: Non-Residential Sewer Flows

| Non-Residential Sewer Flows  |  |  |   |                 |                         |        |                           |                  |           |          |                |              |            |          |
|--|--|--|---|-----------------|-------------------------|--------|---------------------------|------------------|-----------|----------|----------------|--------------|------------|----------|
| Property   | Amenity Type                             | Utilized Amenity Classification <sup>1</sup>         | Unit Size                                   | Number of Units | EQR Factor <sup>2</sup> | EQR    | Average Flow <sup>3</sup> | Average Day Flow |           |          | Peaking Factor | Max Day Flow |            |          |
|  |  |  | (SQ.FT)                                     | (EA)            |                         |        | (GPD/EQR)                 | (GPM)            | (GPD)     | (AFY)    |                | (GPM)        | (GPD)      | (AFY)    |
| Ski Mountain   | Base Area                                |  |   |                 |                         |        |                           |                  |           |          |                |              |            |          |
|  | Community Marketplace                    | Retail Store   | 4,000                                       | 1               | 2.00                    | 2.00   | 180.00                    | 0.25             | 360.00    | 0.40     | 1.40           | 0.35         | 504.00     | 0.56     |
|  | Gateway Building                         | Restaurant, Lounge, Snack Bar, Delicatessen          | 8,000                                       | 1               | 23.50                   | 23.50  | 180.00                    | 2.94             | 4,230.00  | 4.74     | 1.40           | 4.11         | 5,922.00   | 6.63     |
|  | Marketplace Apartment Building           | Restaurant, Lounge, Snack Bar, Delicatessen          | 9,000                                       | 1               | 26.50                   | 26.50  | 180.00                    | 3.31             | 4,770.00  | 5.34     | 1.40           | 4.64         | 6,678.00   | 7.48     |
|  | Marketplace Day Care                     | Day Care Center                                      | 3,000                                       | 1               | 1.00                    | 1.00   | 180.00                    | 0.13             | 180.00    | 0.20     | 1.40           | 0.18         | 252.00     | 0.28     |
|  | Base Village                             | Retail Store   | 49,175                                      | 1               | 24.59                   | 24.59  | 180.00                    | 3.07             | 4,425.75  | 4.96     | 1.40           | 4.30         | 6,196.05   | 6.94     |
|  | Spa & Wellness                           | Health Spa / Fitness Center                          | 16,300                                      | 1               | 24.45                   | 24.45  | 180.00                    | 3.06             | 4,401.00  | 4.93     | 1.40           | 4.28         | 6,161.40   | 6.90     |
|  | Back of House (BOH)                      | Undesigned Commercial Space                          | 9,700                                       | 1               | 4.85                    | 4.85   | 180.00                    | 0.61             | 873.00    | 0.98     | 1.40           | 0.85         | 1,222.20   | 1.37     |
|  | Residential Services / Administration    | Office / Office Building                             | 20,000                                      | 1               | 15.00                   | 15.00  | 180.00                    | 1.88             | 2,700.00  | 3.02     | 1.40           | 2.63         | 3,780.00   | 4.23     |
|  | Ski Maintenance                          | Fire Station, Maintenance Building, Warehouse        | 22,500                                      | 1               | 3.38                    | 3.38   | 180.00                    | 0.42             | 607.50    | 0.68     | 1.40           | 0.59         | 850.50     | 0.95     |
|  | Pool Clubhouse                           | Restaurant, Lounge, Snack Bar, Delicatessen          | 6,000                                       | 1               | 17.50                   | 17.50  | 180.00                    | 2.19             | 3,150.00  | 3.53     | 1.40           | 3.06         | 4,410.00   | 4.94     |
|  | Indoor Basketball & Fields               | Health Spa / Fitness Center                          | 10,000                                      | 1               | 15.00                   | 15.00  | 180.00                    | 1.88             | 2,700.00  | 3.02     | 1.40           | 2.63         | 3,780.00   | 4.23     |
|  | Indoor Pickleball & Courts               | Health Spa / Fitness Center                          | 14,200                                      | 1               | 21.30                   | 21.30  | 180.00                    | 2.66             | 3,834.00  | 4.29     | 1.40           | 3.73         | 5,367.60   | 6.01     |
|  | Sports Courts Clubhouse                  | Restaurant, Lounge, Snack Bar, Delicatessen          | 8,300                                       | 1               | 24.40                   | 24.40  | 180.00                    | 3.05             | 4,392.00  | 4.92     | 1.40           | 4.27         | 6,148.80   | 6.89     |
|  | Farm Restaurant                          | Restaurant, Lounge, Snack Bar, Delicatessen          | 3,000                                       | 1               | 8.50                    | 8.50   | 180.00                    | 1.06             | 1,530.00  | 1.71     | 1.40           | 1.49         | 2,142.00   | 2.40     |
|  | Farm Maintenance                         | Fire Station, Maintenance Building, Warehouse        | 2,500                                       | 1               | 0.38                    | 0.38   | 180.00                    | 0.05             | 67.50     | 0.08     | 1.40           | 0.07         | 94.50      | 0.11     |
|  | Greenhouse <sup>4</sup>                  | Fire Station, Maintenance Building, Warehouse        | 1,500                                       | 1               | -                       | -      | -                         | -                | -         | -        | -              | -            | -          | -        |
|  | Horse Barn <sup>5</sup>                  | Fire Station, Maintenance Building, Warehouse        | 4,000                                       | 1               | 0.60                    | 0.60   | 180.00                    | 0.08             | 108.00    | 0.12     | 1.40           | 0.11         | 151.20     | 0.17     |
|  | Mid Mountain                             |  |   |                 |                         |        |                           |                  |           |          |                |              |            |          |
|  | Mid Mountain Lodge                       | Restaurant, Lounge, Snack Bar, Delicatessen          | 11,000                                      | 1               | 32.50                   | 32.50  | 180.00                    | 4.06             | 5,850.00  | 6.55     | 1.40           | 5.69         | 8,190.00   | 9.17     |
|  | Flat Tops                                |  |   |                 |                         |        |                           |                  |           |          |                |              |            |          |
|  | Fire Station                             | Fire Station, Maintenance Building, Warehouse        | 6,500                                       | 1               | 0.98                    | 0.98   | 180.00                    | 0.12             | 175.50    | 0.20     | 1.40           | 0.17         | 245.70     | 0.28     |
|  | Trash Collection & Residential Services  | Fire Station, Maintenance Building, Warehouse        | 6,500                                       | 1               | 0.98                    | 0.98   | 180.00                    | 0.12             | 175.50    | 0.20     | 1.40           | 0.17         | 245.70     | 0.28     |
|  | Day Lodge A                              | Restaurant, Lounge, Snack Bar, Delicatessen          | 44,000                                      | 1               | 131.50                  | 131.50 | 180.00                    | 16.44            | 23,670.00 | 26.52    | 1.40           | 23.01        | 33,138.00  | 37.12    |
|  | Day Lodge B                              | Restaurant, Lounge, Snack Bar, Delicatessen          | 6,000                                       | 1               | 17.50                   | 17.50  | 180.00                    | 2.19             | 3,150.00  | 3.53     | 1.40           | 3.06         | 4,410.00   | 4.94     |
|  | Day Lodge C                              | Restaurant, Lounge, Snack Bar, Delicatessen          | 6,000                                       | 1               | 17.50                   | 17.50  | 180.00                    | 2.19             | 3,150.00  | 3.53     | 1.40           | 3.06         | 4,410.00   | 4.94     |
|  | Mountain (Land Preservation Subdivision) |  |   |                 |                         |        |                           |                  |           |          |                |              |            |          |
|  | Day Lodge D                              | Restaurant, Lounge, Snack Bar, Delicatessen          | 6,000                                       | 1               | 17.50                   | 17.50  | 180.00                    | 2.19             | 3,150.00  | 3.53     | 1.40           | 3.06         | 4,410.00   | 4.94     |
|  | Stetson Ranch                            | Stetson (Land Preservation Subdivision) <sup>6</sup> |   |                 |                         |        |                           |                  |           |          |                |              |            |          |
|  |  | Ranch Clubhouse                                      | Restaurant, Lounge, Snack Bar, Delicatessen | 5,000           | 1                       | 14.50  | 14.50                     | 180.00           | 1.81      | 2,610.00 | 2.92           | 1.40         | 2.54       | 3,654.00 |
| Existing Cottage   |  | Restaurant, Lounge, Snack Bar, Delicatessen          | 1,500                                       | 1               | 4.00                    | 4.00   | 180.00                    | 0.50             | 720.00    | 0.81     | 1.40           | 0.70         | 1,008.00   | 1.13     |
| Equestrian Facility  |  | Fire Station, Maintenance Building, Warehouse        | 5,000                                       | 1               | 0.75                    | 0.75   | 180.00                    | 0.09             | 135.00    | 0.15     | 1.40           | 0.13         | 189.00     | 0.21     |
| Maintenance Building   |  | Fire Station, Maintenance Building, Warehouse        | 1,500                                       | 1               | 0.23                    | 0.23   | 180.00                    | 0.03             | 40.50     | 0.05     | 1.40           | 0.04         | 56.70      | 0.06     |
| Stagecoach Mountain Ranch  |  |  |   |                 |                         |        |                           |                  |           |          |                |              |            |          |
| Total Non-Residential Sewer Flow <sup>7</sup>                      |  |  |   | 28              |                         | 450.86 |                           | 56.36            | 81,155.25 | 90.91    |                | 78.90        | 113,617.35 | 127.27   |
| Total Non-Residential Sewer Flow Serviced by MCMWSD <sup>6,8</sup> |  |  |   | 22              |                         | 430.79 |                           | 53.85            | 77,541.75 | 86.86    |                | 75.39        | 108,558.45 | 121.61   |

Notes:

(1) Utilized Amenity Classification refers to the nomenclature used in Exhibit A of the 2024 Winter Park Water & Sanitation District Rules and Regulations.

(2) EQR Factor corresponds to the "ESFU Assessment" values listed in Exhibit A of the 2024 Winter Park Water & Sanitation District Rules and Regulations.

(3) Average Flow corresponds to the 180 GPD that MCMWSD observes for 1.0 EQR in their existing system.

(4) The Greenhouse is not anticipated to require sewer services.

(5) The Horse Barn will be serviced by an onsite septic system; therefore, projected sewer flow is not anticipated to enter the MCMWSD sewer system.

(6) Stetson lots to be serviced by individual septic systems. Not anticipated to be annexed into MCMWSD.

(7) A 0.23 EQR difference between the anticipated water and sewer demands is as a result of the proposed Green House only requiring water service, while sanitary sewer demand and service is not anticipated.

(8) A 0.82 EQR difference between the anticipated water and sewer demands to be serviced by MCMWSD is as a result of the proposed Green House and Horse Barn only requiring water services, while sanitary sewer demand and service is not anticipated for the Green House and service for the Horse Barn's anticipated sanitary sewer demand will be provided by an onsite septic system.

## SMR Gravity System #1 (Outfall to MCMWSD)

| Project Description         |                         |
|-----------------------------|-------------------------|
| Friction Method             | Manning                 |
| Solve For                   | Formula<br>Normal Depth |
| Input Data                  |                         |
| Roughness Coefficient       | 0.010                   |
| Channel Slope               | 0.334 %                 |
| Diameter                    | 8.0 in                  |
| Discharge                   | 72.748 gpm              |
| Results                     |                         |
| Normal Depth                | 2.3 in                  |
| Flow Area                   | 0.1 ft <sup>2</sup>     |
| Wetted Perimeter            | 0.8 ft                  |
| Hydraulic Radius            | 1.3 in                  |
| Top Width                   | 0.60 ft                 |
| Critical Depth              | 2.2 in                  |
| Percent Full                | 28.6 %                  |
| Critical Slope              | 0.382 %                 |
| Velocity                    | 1.97 ft/s               |
| Velocity Head               | 0.06 ft                 |
| Specific Energy             | 0.25 ft                 |
| Froude Number               | 0.939                   |
| Maximum Discharge           | 438.313 gpm             |
| Discharge Full              | 407.466 gpm             |
| Slope Full                  | 0.011 %                 |
| Flow Type                   | Subcritical             |
| GVF Input Data              |                         |
| Downstream Depth            | 0.0 in                  |
| Length                      | 0.0 ft                  |
| Number Of Steps             | 0                       |
| GVF Output Data             |                         |
| Upstream Depth              | 0.0 in                  |
| Profile Description         | N/A                     |
| Profile Headloss            | 0.00 ft                 |
| Average End Depth Over Rise | 0.0 %                   |
| Normal Depth Over Rise      | 29.4 %                  |
| Downstream Velocity         | Infinity ft/s           |
| Upstream Velocity           | Infinity ft/s           |
| Normal Depth                | 2.3 in                  |
| Critical Depth              | 2.2 in                  |
| Channel Slope               | 0.334 %                 |
| Critical Slope              | 0.382 %                 |



## SMR Gravity System #2 (Outfall to MCMWSD)

| Project Description         |                     |
|-----------------------------|---------------------|
| Friction Method             | Manning             |
| Solve For                   | Formula             |
|                             | Normal Depth        |
| Input Data                  |                     |
| Roughness Coefficient       | 0.010               |
| Channel Slope               | 0.334 %             |
| Diameter                    | 8.0 in              |
| Discharge                   | 181.851 gpm         |
| Results                     |                     |
| Normal Depth                | 3.7 in              |
| Flow Area                   | 0.2 ft <sup>2</sup> |
| Wetted Perimeter            | 1.0 ft              |
| Hydraulic Radius            | 1.9 in              |
| Top Width                   | 0.67 ft             |
| Critical Depth              | 3.6 in              |
| Percent Full                | 46.8 %              |
| Critical Slope              | 0.399 %             |
| Velocity                    | 2.53 ft/s           |
| Velocity Head               | 0.10 ft             |
| Specific Energy             | 0.41 ft             |
| Froude Number               | 0.908               |
| Maximum Discharge           | 438.313 gpm         |
| Discharge Full              | 407.466 gpm         |
| Slope Full                  | 0.067 %             |
| Flow Type                   | Subcritical         |
| GVF Input Data              |                     |
| Downstream Depth            | 0.0 in              |
| Length                      | 0.0 ft              |
| Number Of Steps             | 0                   |
| GVF Output Data             |                     |
| Upstream Depth              | 0.0 in              |
| Profile Description         | N/A                 |
| Profile Headloss            | 0.00 ft             |
| Average End Depth Over Rise | 0.0 %               |
| Normal Depth Over Rise      | 29.4 %              |
| Downstream Velocity         | Infinity ft/s       |
| Upstream Velocity           | Infinity ft/s       |
| Normal Depth                | 3.7 in              |
| Critical Depth              | 3.6 in              |
| Channel Slope               | 0.334 %             |
| Critical Slope              | 0.399 %             |

## SMR Gravity System #3 (Outfall to Lift Station #1)

| Project Description         |                     |
|-----------------------------|---------------------|
| Friction Method             | Manning             |
| Solve For                   | Formula             |
|                             | Normal Depth        |
| Input Data                  |                     |
| Roughness Coefficient       | 0.010               |
| Channel Slope               | 0.334 %             |
| Diameter                    | 8.0 in              |
| Discharge                   | 11.498 gpm          |
| Results                     |                     |
| Normal Depth                | 0.9 in              |
| Flow Area                   | 0.0 ft <sup>2</sup> |
| Wetted Perimeter            | 0.5 ft              |
| Hydraulic Radius            | 0.6 in              |
| Top Width                   | 0.43 ft             |
| Critical Depth              | 0.9 in              |
| Percent Full                | 11.6 %              |
| Critical Slope              | 0.441 %             |
| Velocity                    | 1.14 ft/s           |
| Velocity Head               | 0.02 ft             |
| Specific Energy             | 0.10 ft             |
| Froude Number               | 0.877               |
| Maximum Discharge           | 438.313 gpm         |
| Discharge Full              | 407.466 gpm         |
| Slope Full                  | 0.000 %             |
| Flow Type                   | Subcritical         |
| GVF Input Data              |                     |
| Downstream Depth            | 0.0 in              |
| Length                      | 0.0 ft              |
| Number Of Steps             | 0                   |
| GVF Output Data             |                     |
| Upstream Depth              | 0.0 in              |
| Profile Description         | N/A                 |
| Profile Headloss            | 0.00 ft             |
| Average End Depth Over Rise | 0.0 %               |
| Normal Depth Over Rise      | 29.4 %              |
| Downstream Velocity         | Infinity ft/s       |
| Upstream Velocity           | Infinity ft/s       |
| Normal Depth                | 0.9 in              |
| Critical Depth              | 0.9 in              |
| Channel Slope               | 0.334 %             |
| Critical Slope              | 0.441 %             |

## SMR Gravity System #4 (Outfall to Lift Station #2)

| Project Description         |                     |
|-----------------------------|---------------------|
| Friction Method             | Manning             |
| Solve For                   | Formula             |
|                             | Normal Depth        |
| Input Data                  |                     |
| Roughness Coefficient       | 0.010               |
| Channel Slope               | 0.334 %             |
| Diameter                    | 8.0 in              |
| Discharge                   | 40.566 gpm          |
| Results                     |                     |
| Normal Depth                | 1.7 in              |
| Flow Area                   | 0.1 ft <sup>2</sup> |
| Wetted Perimeter            | 0.6 ft              |
| Hydraulic Radius            | 1.0 in              |
| Top Width                   | 0.55 ft             |
| Critical Depth              | 1.6 in              |
| Percent Full                | 21.3 %              |
| Critical Slope              | 0.389 %             |
| Velocity                    | 1.66 ft/s           |
| Velocity Head               | 0.04 ft             |
| Specific Energy             | 0.18 ft             |
| Froude Number               | 0.928               |
| Maximum Discharge           | 438.313 gpm         |
| Discharge Full              | 407.466 gpm         |
| Slope Full                  | 0.003 %             |
| Flow Type                   | Subcritical         |
| GVF Input Data              |                     |
| Downstream Depth            | 0.0 in              |
| Length                      | 0.0 ft              |
| Number Of Steps             | 0                   |
| GVF Output Data             |                     |
| Upstream Depth              | 0.0 in              |
| Profile Description         | N/A                 |
| Profile Headloss            | 0.00 ft             |
| Average End Depth Over Rise | 0.0 %               |
| Normal Depth Over Rise      | 29.4 %              |
| Downstream Velocity         | Infinity ft/s       |
| Upstream Velocity           | Infinity ft/s       |
| Normal Depth                | 1.7 in              |
| Critical Depth              | 1.6 in              |
| Channel Slope               | 0.334 %             |
| Critical Slope              | 0.389 %             |



## SMR Gravity System #5 (Outfall to Lift Station #3)

| Project Description         |                     |
|-----------------------------|---------------------|
| Friction Method             | Manning             |
| Solve For                   | Formula             |
|                             | Normal Depth        |
| Input Data                  |                     |
| Roughness Coefficient       | 0.010               |
| Channel Slope               | 0.334 %             |
| Diameter                    | 8.0 in              |
| Discharge                   | 43.278 gpm          |
| Results                     |                     |
| Normal Depth                | 1.8 in              |
| Flow Area                   | 0.1 ft <sup>2</sup> |
| Wetted Perimeter            | 0.7 ft              |
| Hydraulic Radius            | 1.0 in              |
| Top Width                   | 0.55 ft             |
| Critical Depth              | 1.7 in              |
| Percent Full                | 22.0 %              |
| Critical Slope              | 0.389 %             |
| Velocity                    | 1.69 ft/s           |
| Velocity Head               | 0.04 ft             |
| Specific Energy             | 0.19 ft             |
| Froude Number               | 0.929               |
| Maximum Discharge           | 438.313 gpm         |
| Discharge Full              | 407.466 gpm         |
| Slope Full                  | 0.004 %             |
| Flow Type                   | Subcritical         |
| GVF Input Data              |                     |
| Downstream Depth            | 0.0 in              |
| Length                      | 0.0 ft              |
| Number Of Steps             | 0                   |
| GVF Output Data             |                     |
| Upstream Depth              | 0.0 in              |
| Profile Description         | N/A                 |
| Profile Headloss            | 0.00 ft             |
| Average End Depth Over Rise | 0.0 %               |
| Normal Depth Over Rise      | 29.4 %              |
| Downstream Velocity         | Infinity ft/s       |
| Upstream Velocity           | Infinity ft/s       |
| Normal Depth                | 1.8 in              |
| Critical Depth              | 1.7 in              |
| Channel Slope               | 0.334 %             |
| Critical Slope              | 0.389 %             |

## SMR Gravity System #6 (Outfall to Lift Station #4)

| Project Description         |                     |
|-----------------------------|---------------------|
| Friction Method             | Manning             |
| Solve For                   | Formula             |
|                             | Normal Depth        |
| Input Data                  |                     |
| Roughness Coefficient       | 0.010               |
| Channel Slope               | 0.334 %             |
| Diameter                    | 8.0 in              |
| Discharge                   | 11.638 gpm          |
| Results                     |                     |
| Normal Depth                | 0.9 in              |
| Flow Area                   | 0.0 ft <sup>2</sup> |
| Wetted Perimeter            | 0.5 ft              |
| Hydraulic Radius            | 0.6 in              |
| Top Width                   | 0.43 ft             |
| Critical Depth              | 0.9 in              |
| Percent Full                | 11.6 %              |
| Critical Slope              | 0.441 %             |
| Velocity                    | 1.15 ft/s           |
| Velocity Head               | 0.02 ft             |
| Specific Energy             | 0.10 ft             |
| Froude Number               | 0.878               |
| Maximum Discharge           | 438.313 gpm         |
| Discharge Full              | 407.466 gpm         |
| Slope Full                  | 0.000 %             |
| Flow Type                   | Subcritical         |
| GVF Input Data              |                     |
| Downstream Depth            | 0.0 in              |
| Length                      | 0.0 ft              |
| Number Of Steps             | 0                   |
| GVF Output Data             |                     |
| Upstream Depth              | 0.0 in              |
| Profile Description         | N/A                 |
| Profile Headloss            | 0.00 ft             |
| Average End Depth Over Rise | 0.0 %               |
| Normal Depth Over Rise      | 29.4 %              |
| Downstream Velocity         | Infinity ft/s       |
| Upstream Velocity           | Infinity ft/s       |
| Normal Depth                | 0.9 in              |
| Critical Depth              | 0.9 in              |
| Channel Slope               | 0.334 %             |
| Critical Slope              | 0.441 %             |

## SMR Gravity System #7 (Outfall to MCMWSD)

| Project Description         |                     |
|-----------------------------|---------------------|
| Friction Method             | Manning             |
| Solve For                   | Formula             |
|                             | Normal Depth        |
| Input Data                  |                     |
| Roughness Coefficient       | 0.010               |
| Channel Slope               | 0.334 %             |
| Diameter                    | 8.0 in              |
| Discharge                   | 17.500 gpm          |
| Results                     |                     |
| Normal Depth                | 1.1 in              |
| Flow Area                   | 0.0 ft <sup>2</sup> |
| Wetted Perimeter            | 0.5 ft              |
| Hydraulic Radius            | 0.7 in              |
| Top Width                   | 0.46 ft             |
| Critical Depth              | 1.1 in              |
| Percent Full                | 14.1 %              |
| Critical Slope              | 0.416 %             |
| Velocity                    | 1.29 ft/s           |
| Velocity Head               | 0.03 ft             |
| Specific Energy             | 0.12 ft             |
| Froude Number               | 0.895               |
| Maximum Discharge           | 438.313 gpm         |
| Discharge Full              | 407.466 gpm         |
| Slope Full                  | 0.001 %             |
| Flow Type                   | Subcritical         |
| GVF Input Data              |                     |
| Downstream Depth            | 0.0 in              |
| Length                      | 0.0 ft              |
| Number Of Steps             | 0                   |
| GVF Output Data             |                     |
| Upstream Depth              | 0.0 in              |
| Profile Description         | N/A                 |
| Profile Headloss            | 0.00 ft             |
| Average End Depth Over Rise | 0.0 %               |
| Normal Depth Over Rise      | 29.4 %              |
| Downstream Velocity         | Infinity ft/s       |
| Upstream Velocity           | Infinity ft/s       |
| Normal Depth                | 1.1 in              |
| Critical Depth              | 1.1 in              |
| Channel Slope               | 0.334 %             |
| Critical Slope              | 0.416 %             |



SHEET 4

SHEET 3

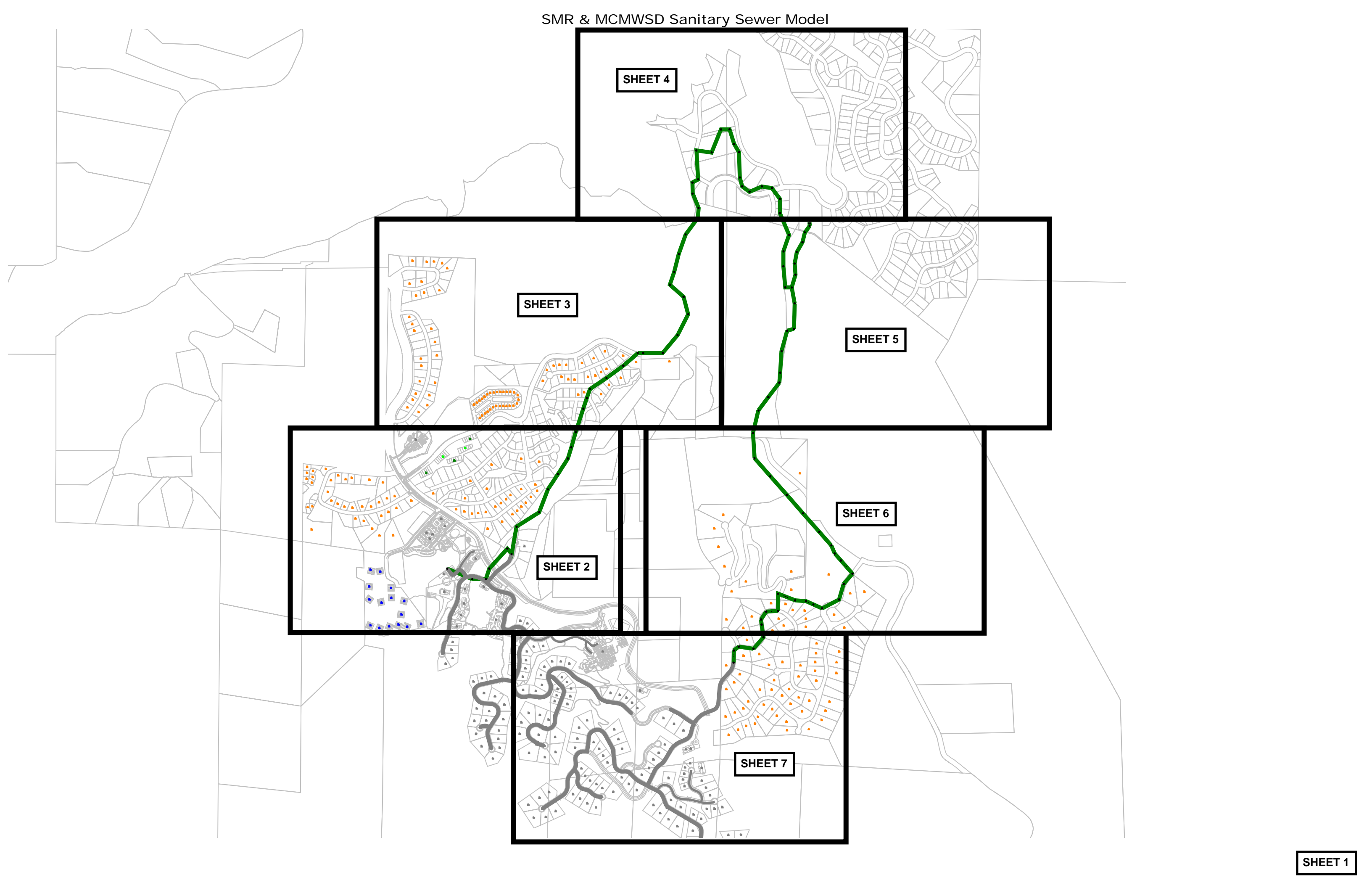
SHEET 5

SHEET 2

SHEET 6

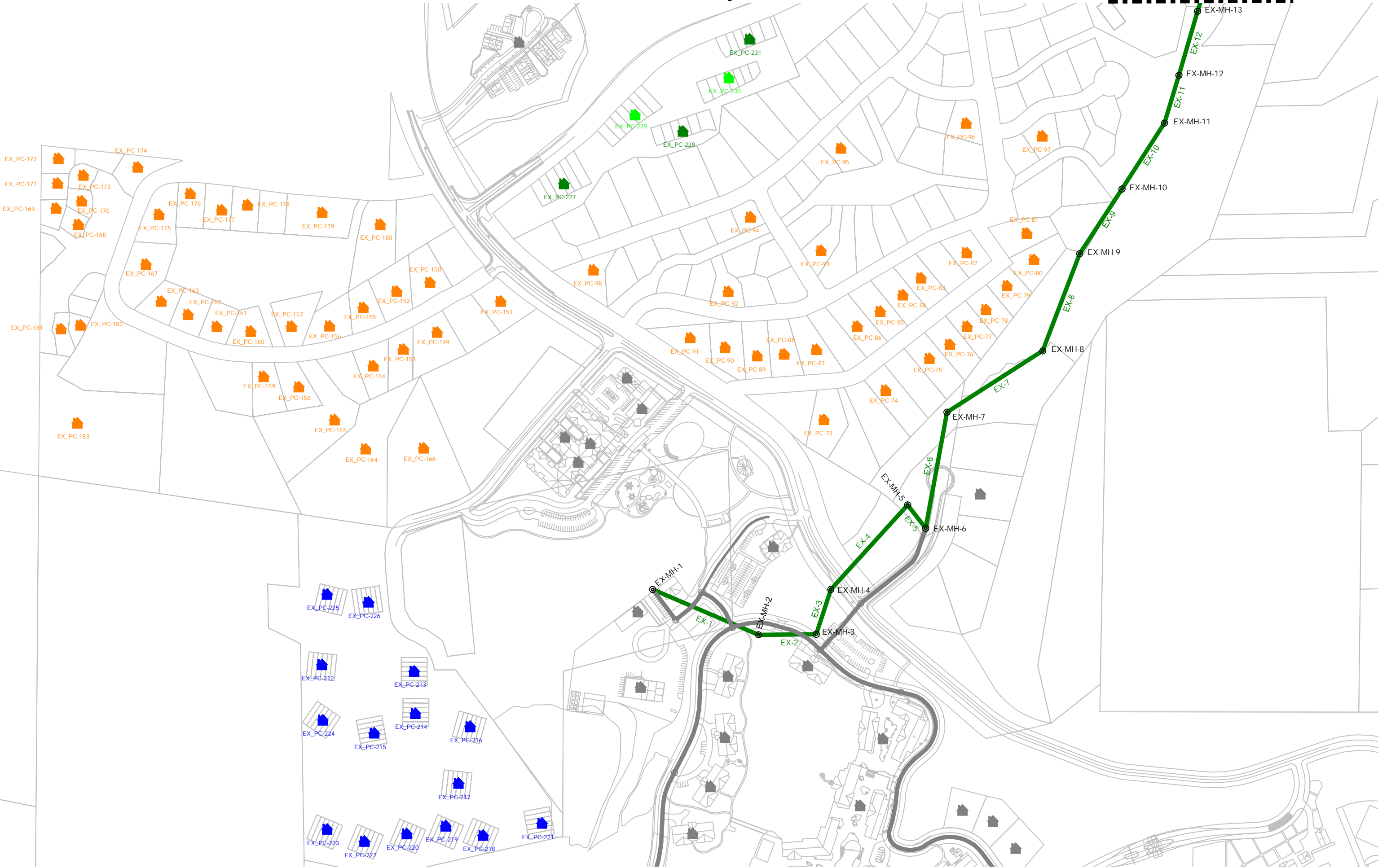
SHEET 7

SHEET 1



SMR & MCMWSD Sanitary Sewer Model

MATCHLINE - SHEET 3



SMR & MCMWSD Sanitary Sewer Model

MATCHLINE - SHEET 4



EX-MH-28

EX-27

EX-MH-27

EX-26

EX-MH-26

EX-25

EX-MH-25

EX-24

EX-MH-24

EX-23

EX-MH-23

EX-22

EX-MH-22

EX-21

EX-MH-21

EX-20

EX-MH-20

EX-19

EX-MH-19

EX-18

EX-MH-18

EX-17

EX-MH-17

EX-16

EX-MH-16

EX-15

EX-MH-15

EX-14

EX-MH-14

EX-13

EX-PC-232



MATCHLINE - SHEET 2



SMR & MCMWSD Sanitary Sewer Model







EX-MH-77

EX-75

EX-MH-76

EX-74

EX-MH-75

EX-73

EX-MH-74

EX-72

EX-MH-73

EX-71

EX-MH-72

EX-70

EX-MH-71

EX-69

EX-MH-70

EX-68

EX-MH-69

EX-67

EX-MH-68

EX-66

EX-MH-67

EX-65

EX-MH-66

EX-MH-65

EX-64

EX-MH-64

EX-63

EX-MH-63

EX-62

EX-MH-62

EX-61

EX-MH-61

EX-60

EX-MH-60

EX-59

EX-MH-59

EX-58

EX-MH-58

EX-57

EX-MH-57

EX-56

EX-55

EX-PC-58

EX-PC-57

EX-PC-55

EX-PC-64

EX-PC-67

EX-PC-68

EX-PC-66

EX-PC-69

EX-PC-70

EX-PC-71

EX-PC-72

EX-PC-233

EX-PC-45

EX-PC-43

EX-PC-44

EX-PC-42

EX-PC-41

EX-PC-50

EX-PC-49

EX-PC-51

EX-PC-52

EX-PC-53

EX-PC-54

EX-PC-55

EX-PC-56

EX-PC-57

EX-PC-58

EX-PC-59

EX-PC-60

EX-PC-61

EX-PC-62

EX-PC-63

EX-PC-64

EX-PC-65

EX-PC-66

EX-PC-67

EX-PC-68

EX-PC-69

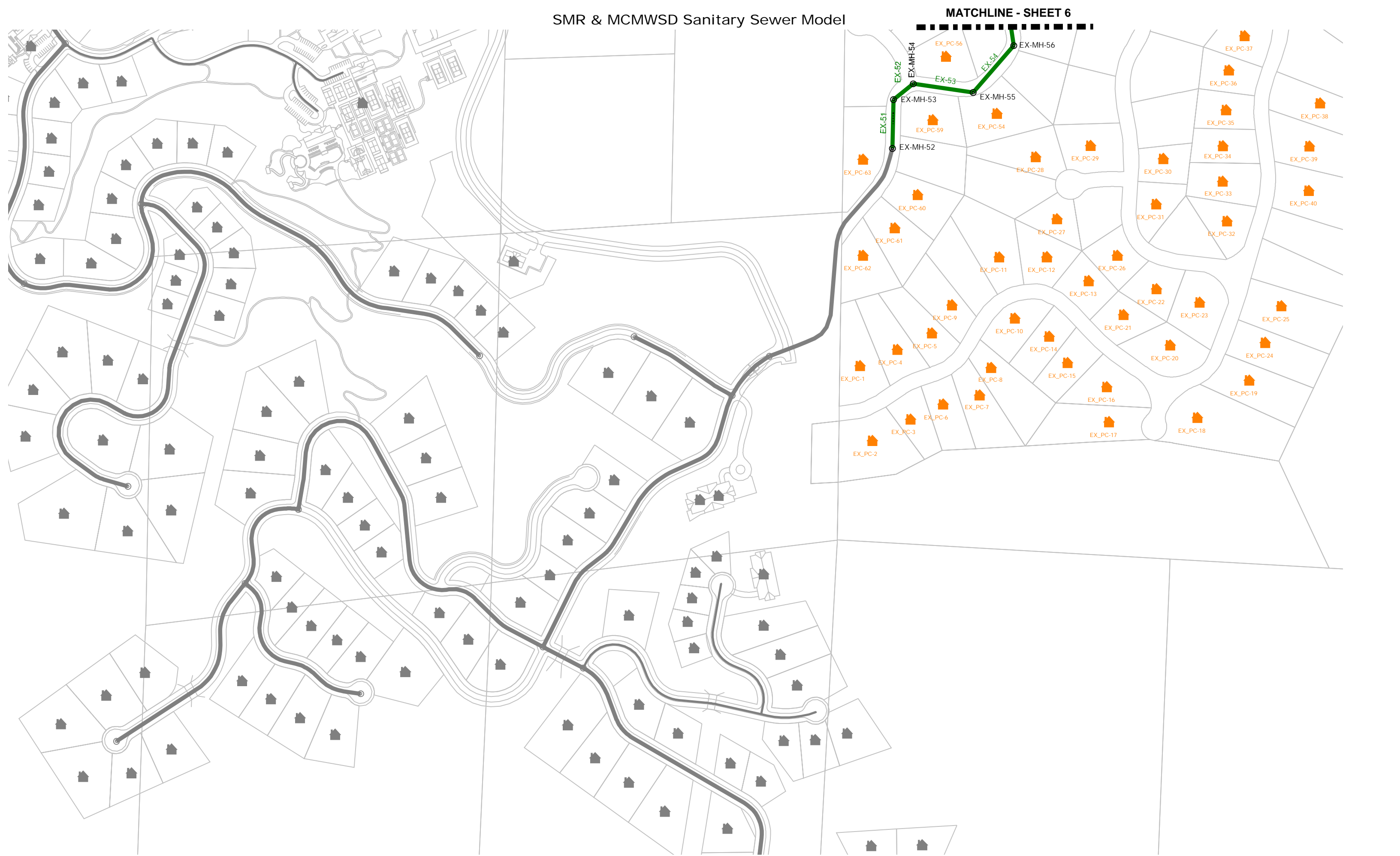
EX-PC-70

EX-PC-71

EX-PC-72







# SMR & MCMWSD Sanitary Sewer Model Results

## Average Day Flow - Existing

Property Connection Table - Time: 0.00  
hours

| Label    | Base Flow<br>(gpm) |
|----------|--------------------|
| EX_PC-1  | 0.125              |
| EX_PC-2  | 0.125              |
| EX_PC-3  | 0.125              |
| EX_PC-4  | 0.125              |
| EX_PC-5  | 0.125              |
| EX_PC-6  | 0.125              |
| EX_PC-7  | 0.125              |
| EX_PC-8  | 0.125              |
| EX_PC-9  | 0.125              |
| EX_PC-10 | 0.125              |
| EX_PC-11 | 0.125              |
| EX_PC-12 | 0.125              |
| EX_PC-13 | 0.125              |
| EX_PC-14 | 0.125              |
| EX_PC-15 | 0.125              |
| EX_PC-16 | 0.125              |
| EX_PC-17 | 0.125              |
| EX_PC-18 | 0.125              |
| EX_PC-19 | 0.125              |
| EX_PC-20 | 0.125              |
| EX_PC-21 | 0.125              |
| EX_PC-22 | 0.125              |
| EX_PC-23 | 0.125              |
| EX_PC-24 | 0.125              |
| EX_PC-25 | 0.125              |
| EX_PC-26 | 0.125              |
| EX_PC-27 | 0.125              |
| EX_PC-28 | 0.125              |
| EX_PC-29 | 0.125              |
| EX_PC-30 | 0.125              |
| EX_PC-31 | 0.125              |
| EX_PC-32 | 0.125              |
| EX_PC-33 | 0.125              |
| EX_PC-34 | 0.125              |
| EX_PC-35 | 0.125              |
| EX_PC-36 | 0.125              |
| EX_PC-37 | 0.125              |
| EX_PC-38 | 0.125              |
| EX_PC-39 | 0.125              |
| EX_PC-40 | 0.125              |
| EX_PC-41 | 0.125              |
| EX_PC-42 | 0.125              |
| EX_PC-43 | 0.125              |
| EX_PC-44 | 0.125              |
| EX_PC-45 | 0.125              |
| EX_PC-46 | 0.125              |
| EX_PC-47 | 0.125              |
| EX_PC-48 | 0.125              |
| EX_PC-49 | 0.125              |
| EX_PC-50 | 0.125              |
| EX_PC-51 | 0.125              |
| EX_PC-52 | 0.125              |
| EX_PC-53 | 0.125              |
| EX_PC-54 | 0.125              |
| EX_PC-55 | 0.125              |
| EX_PC-56 | 0.125              |

# SMR & MCMWSD Sanitary Sewer Model Results

## Average Day Flow - Existing

Property Connection Table - Time: 0.00  
hours

| Label     | Base Flow<br>(gpm) |
|-----------|--------------------|
| EX_PC-57  | 0.125              |
| EX_PC-58  | 0.125              |
| EX_PC-59  | 0.125              |
| EX_PC-60  | 0.125              |
| EX_PC-61  | 0.125              |
| EX_PC-62  | 0.125              |
| EX_PC-63  | 0.125              |
| EX_PC-64  | 0.125              |
| EX_PC-65  | 0.125              |
| EX_PC-66  | 0.125              |
| EX_PC-67  | 0.125              |
| EX_PC-68  | 0.125              |
| EX_PC-69  | 0.125              |
| EX_PC-70  | 0.125              |
| EX_PC-71  | 0.125              |
| EX_PC-72  | 0.125              |
| EX_PC-73  | 0.125              |
| EX_PC-74  | 0.125              |
| EX_PC-75  | 0.125              |
| EX_PC-76  | 0.125              |
| EX_PC-77  | 0.125              |
| EX_PC-78  | 0.125              |
| EX_PC-79  | 0.125              |
| EX_PC-80  | 0.125              |
| EX_PC-81  | 0.125              |
| EX_PC-82  | 0.125              |
| EX_PC-83  | 0.125              |
| EX_PC-84  | 0.125              |
| EX_PC-85  | 0.125              |
| EX_PC-86  | 0.125              |
| EX_PC-87  | 0.125              |
| EX_PC-88  | 0.125              |
| EX_PC-89  | 0.125              |
| EX_PC-90  | 0.125              |
| EX_PC-91  | 0.125              |
| EX_PC-92  | 0.125              |
| EX_PC-93  | 0.125              |
| EX_PC-94  | 0.125              |
| EX_PC-95  | 0.125              |
| EX_PC-96  | 0.125              |
| EX_PC-97  | 0.125              |
| EX_PC-98  | 0.125              |
| EX_PC-99  | 0.125              |
| EX_PC-100 | 0.125              |
| EX_PC-101 | 0.125              |
| EX_PC-102 | 0.125              |
| EX_PC-103 | 0.125              |
| EX_PC-104 | 0.125              |
| EX_PC-105 | 0.125              |
| EX_PC-106 | 0.125              |
| EX_PC-107 | 0.125              |
| EX_PC-108 | 0.125              |
| EX_PC-109 | 0.125              |
| EX_PC-110 | 0.125              |
| EX_PC-111 | 0.125              |
| EX_PC-112 | 0.125              |



# SMR & MCMWSD Sanitary Sewer Model Results

## Average Day Flow - Existing

Property Connection Table - Time: 0.00  
hours

| Label     | Base Flow<br>(gpm) |
|-----------|--------------------|
| EX_PC-113 | 0.125              |
| EX_PC-114 | 0.125              |
| EX_PC-115 | 0.125              |
| EX_PC-116 | 0.125              |
| EX_PC-117 | 0.125              |
| EX_PC-118 | 0.125              |
| EX_PC-119 | 0.125              |
| EX_PC-120 | 0.125              |
| EX_PC-121 | 0.125              |
| EX_PC-122 | 0.125              |
| EX_PC-123 | 0.125              |
| EX_PC-124 | 0.125              |
| EX_PC-125 | 0.125              |
| EX_PC-126 | 0.125              |
| EX_PC-127 | 0.125              |
| EX_PC-128 | 0.125              |
| EX_PC-129 | 0.125              |
| EX_PC-130 | 0.125              |
| EX_PC-131 | 0.125              |
| EX_PC-132 | 0.125              |
| EX_PC-133 | 0.125              |
| EX_PC-134 | 0.125              |
| EX_PC-135 | 0.125              |
| EX_PC-136 | 0.125              |
| EX_PC-137 | 0.125              |
| EX_PC-138 | 0.125              |
| EX_PC-139 | 0.125              |
| EX_PC-140 | 0.125              |
| EX_PC-141 | 0.125              |
| EX_PC-142 | 0.125              |
| EX_PC-143 | 0.125              |
| EX_PC-144 | 0.125              |
| EX_PC-145 | 0.125              |
| EX_PC-146 | 0.125              |
| EX_PC-147 | 0.125              |
| EX_PC-148 | 0.125              |
| EX_PC-149 | 0.125              |
| EX_PC-150 | 0.125              |
| EX_PC-151 | 0.125              |
| EX_PC-152 | 0.125              |
| EX_PC-153 | 0.125              |
| EX_PC-154 | 0.125              |
| EX_PC-155 | 0.125              |
| EX_PC-156 | 0.125              |
| EX_PC-157 | 0.125              |
| EX_PC-158 | 0.125              |
| EX_PC-159 | 0.125              |
| EX_PC-160 | 0.125              |
| EX_PC-161 | 0.125              |
| EX_PC-162 | 0.125              |
| EX_PC-163 | 0.125              |
| EX_PC-164 | 0.125              |
| EX_PC-165 | 0.125              |
| EX_PC-166 | 0.125              |
| EX_PC-167 | 0.125              |
| EX_PC-168 | 0.125              |

# SMR & MCMWSD Sanitary Sewer Model Results

## Average Day Flow - Existing

Property Connection Table - Time: 0.00  
hours

| Label     | Base Flow<br>(gpm) |
|-----------|--------------------|
| EX_PC-169 | 0.125              |
| EX_PC-170 | 0.125              |
| EX_PC-171 | 0.125              |
| EX_PC-172 | 0.125              |
| EX_PC-173 | 0.125              |
| EX_PC-174 | 0.125              |
| EX_PC-175 | 0.125              |
| EX_PC-176 | 0.125              |
| EX_PC-177 | 0.125              |
| EX_PC-178 | 0.125              |
| EX_PC-179 | 0.125              |
| EX_PC-180 | 0.125              |
| EX_PC-181 | 0.125              |
| EX_PC-182 | 0.125              |
| EX_PC-183 | 0.125              |
| EX_PC-184 | 0.125              |
| EX_PC-185 | 0.125              |
| EX_PC-186 | 0.125              |
| EX_PC-187 | 0.125              |
| EX_PC-188 | 0.125              |
| EX_PC-189 | 0.125              |
| EX_PC-190 | 0.125              |
| EX_PC-191 | 0.125              |
| EX_PC-192 | 0.125              |
| EX_PC-193 | 0.125              |
| EX_PC-194 | 0.125              |
| EX_PC-195 | 0.125              |
| EX_PC-196 | 0.125              |
| EX_PC-197 | 0.125              |
| EX_PC-198 | 0.125              |
| EX_PC-199 | 0.125              |
| EX_PC-200 | 0.125              |
| EX_PC-201 | 0.125              |
| EX_PC-202 | 0.125              |
| EX_PC-203 | 0.125              |
| EX_PC-204 | 0.125              |
| EX_PC-205 | 0.125              |
| EX_PC-206 | 0.125              |
| EX_PC-207 | 0.125              |
| EX_PC-208 | 0.125              |
| EX_PC-209 | 0.125              |
| EX_PC-210 | 0.125              |
| EX_PC-211 | 0.125              |
| EX_PC-212 | 0.750              |
| EX_PC-213 | 0.750              |
| EX_PC-214 | 0.750              |
| EX_PC-215 | 0.750              |
| EX_PC-216 | 0.750              |
| EX_PC-217 | 0.750              |
| EX_PC-218 | 0.750              |
| EX_PC-219 | 0.750              |
| EX_PC-220 | 0.750              |
| EX_PC-221 | 0.750              |
| EX_PC-222 | 0.750              |
| EX_PC-223 | 0.750              |
| EX_PC-224 | 0.750              |

# SMR & MCMWSD Sanitary Sewer Model Results

## Average Day Flow - Existing

Property Connection Table - Time: 0.00  
hours

| Label     | Base Flow<br>(gpm) |
|-----------|--------------------|
| EX_PC-225 | 0.750              |
| EX_PC-226 | 0.750              |
| EX_PC-227 | 0.750              |
| EX_PC-228 | 0.750              |
| EX_PC-229 | 0.875              |
| EX_PC-230 | 0.875              |
| EX_PC-231 | 0.750              |
| EX_PC-232 | 5.125              |
| EX_PC-233 | 0.125              |
| EX_PC-234 | 0.125              |
| EX_PC-235 | 0.125              |
| EX_PC-236 | 0.125              |
| EX_PC-237 | 0.125              |
| EX_PC-238 | 0.125              |
| EX_PC-239 | 0.125              |
| EX_PC-240 | 0.125              |
| EX_PC-241 | 0.125              |
| EX_PC-242 | 0.125              |
| EX_PC-243 | 0.125              |
| EX_PC-244 | 0.125              |
| EX_PC-245 | 0.125              |
| EX_PC-246 | 0.125              |
| EX_PC-247 | 0.125              |
| EX_PC-248 | 0.125              |
| EX_PC-249 | 0.125              |
| EX_PC-250 | 0.125              |
| EX_PC-251 | 0.125              |
| EX_PC-252 | 0.125              |
| EX_PC-253 | 0.125              |
| EX_PC-254 | 0.125              |



# SMR & MCMWSD Sanitary Sewer Model Results

## Average Day Flow - Existing

Lateral Table - Time: 0.00 hours

| Label   | Start Node | Stop Node |
|---------|------------|-----------|
| L-EX-1  | EX_PC-80   | EX-MH-9   |
| L-EX-2  | EX_PC-81   | EX-MH-9   |
| L-EX-3  | EX_PC-82   | EX-MH-9   |
| L-EX-4  | EX_PC-79   | EX-MH-9   |
| L-EX-5  | EX_PC-83   | EX-MH-9   |
| L-EX-6  | EX_PC-78   | EX-MH-9   |
| L-EX-7  | EX_PC-84   | EX-MH-9   |
| L-EX-8  | EX_PC-77   | EX-MH-9   |
| L-EX-9  | EX_PC-85   | EX-MH-9   |
| L-EX-10 | EX_PC-76   | EX-MH-9   |
| L-EX-11 | EX_PC-86   | EX-MH-9   |
| L-EX-12 | EX_PC-75   | EX-MH-9   |
| L-EX-13 | EX_PC-74   | EX-MH-9   |
| L-EX-14 | EX_PC-87   | EX-MH-9   |
| L-EX-15 | EX_PC-73   | EX-MH-9   |
| L-EX-16 | EX_PC-88   | EX-MH-9   |
| L-EX-17 | EX_PC-89   | EX-MH-9   |
| L-EX-18 | EX_PC-90   | EX-MH-9   |
| L-EX-19 | EX_PC-91   | EX-MH-9   |
| L-EX-20 | EX_PC-94   | EX-MH-10  |
| L-EX-21 | EX_PC-93   | EX-MH-10  |
| L-EX-22 | EX_PC-92   | EX-MH-10  |
| L-EX-23 | EX_PC-98   | EX-MH-10  |
| L-EX-24 | EX_PC-97   | EX-MH-10  |
| L-EX-25 | EX_PC-96   | EX-MH-12  |
| L-EX-26 | EX_PC-95   | EX-MH-12  |
| L-EX-27 | EX_PC-232  | EX-MH-13  |
| L-EX-28 | EX_PC-210  | EX-MH-15  |
| L-EX-29 | EX_PC-211  | EX-MH-15  |
| L-EX-30 | EX_PC-227  | EX-MH-19  |
| L-EX-31 | EX_PC-228  | EX-MH-19  |
| L-EX-32 | EX_PC-229  | EX-MH-19  |
| L-EX-33 | EX_PC-231  | EX-MH-19  |
| L-EX-34 | EX_PC-147  | EX-MH-20  |
| L-EX-35 | EX_PC-146  | EX-MH-20  |
| L-EX-36 | EX_PC-145  | EX-MH-20  |
| L-EX-37 | EX_PC-144  | EX-MH-19  |
| L-EX-38 | EX_PC-148  | EX-MH-21  |
| L-EX-39 | EX_PC-143  | EX-MH-19  |
| L-EX-40 | EX_PC-140  | EX-MH-19  |
| L-EX-41 | EX_PC-139  | EX-MH-19  |
| L-EX-42 | EX_PC-138  | EX-MH-19  |
| L-EX-43 | EX_PC-137  | EX-MH-19  |
| L-EX-44 | EX_PC-135  | EX-MH-19  |
| L-EX-45 | EX_PC-134  | EX-MH-19  |
| L-EX-46 | EX_PC-133  | EX-MH-19  |
| L-EX-47 | EX_PC-128  | EX-MH-19  |
| L-EX-48 | EX_PC-129  | EX-MH-19  |
| L-EX-49 | EX_PC-130  | EX-MH-19  |
| L-EX-50 | EX_PC-131  | EX-MH-19  |
| L-EX-51 | EX_PC-132  | EX-MH-19  |
| L-EX-52 | EX_PC-136  | EX-MH-19  |
| L-EX-53 | EX_PC-141  | EX-MH-19  |
| L-EX-54 | EX_PC-142  | EX-MH-19  |
| L-EX-55 | EX_PC-151  | EX-MH-19  |
| L-EX-56 | EX_PC-149  | EX-MH-19  |
| L-EX-57 | EX_PC-166  | EX-MH-19  |
| L-EX-58 | EX_PC-164  | EX-MH-19  |

# SMR & MCMWSD Sanitary Sewer Model Results

## Average Day Flow - Existing

Lateral Table - Time: 0.00 hours

| Label    | Start Node | Stop Node |
|----------|------------|-----------|
| L-EX-59  | EX_PC-153  | EX-MH-19  |
| L-EX-60  | EX_PC-165  | EX-MH-19  |
| L-EX-61  | EX_PC-154  | EX-MH-19  |
| L-EX-62  | EX_PC-158  | EX-MH-19  |
| L-EX-63  | EX_PC-159  | EX-MH-19  |
| L-EX-64  | EX_PC-150  | EX-MH-19  |
| L-EX-65  | EX_PC-152  | EX-MH-19  |
| L-EX-66  | EX_PC-155  | EX-MH-19  |
| L-EX-67  | EX_PC-156  | EX-MH-19  |
| L-EX-68  | EX_PC-157  | EX-MH-19  |
| L-EX-69  | EX_PC-160  | EX-MH-19  |
| L-EX-70  | EX_PC-161  | EX-MH-19  |
| L-EX-71  | EX_PC-162  | EX-MH-19  |
| L-EX-72  | EX_PC-183  | EX-MH-19  |
| L-EX-73  | EX_PC-163  | EX-MH-19  |
| L-EX-74  | EX_PC-180  | EX-MH-19  |
| L-EX-75  | EX_PC-179  | EX-MH-19  |
| L-EX-76  | EX_PC-182  | EX-MH-19  |
| L-EX-77  | EX_PC-181  | EX-MH-19  |
| L-EX-78  | EX_PC-167  | EX-MH-19  |
| L-EX-79  | EX_PC-178  | EX-MH-19  |
| L-EX-80  | EX_PC-177  | EX-MH-19  |
| L-EX-81  | EX_PC-176  | EX-MH-19  |
| L-EX-82  | EX_PC-175  | EX-MH-19  |
| L-EX-83  | EX_PC-174  | EX-MH-19  |
| L-EX-84  | EX_PC-168  | EX-MH-19  |
| L-EX-85  | EX_PC-170  | EX-MH-19  |
| L-EX-86  | EX_PC-173  | EX-MH-19  |
| L-EX-87  | EX_PC-169  | EX-MH-19  |
| L-EX-88  | EX_PC-171  | EX-MH-19  |
| L-EX-89  | EX_PC-172  | EX-MH-19  |
| L-EX-90  | EX_PC-113  | EX-MH-19  |
| L-EX-91  | EX_PC-112  | EX-MH-19  |
| L-EX-92  | EX_PC-111  | EX-MH-19  |
| L-EX-93  | EX_PC-110  | EX-MH-19  |
| L-EX-94  | EX_PC-109  | EX-MH-19  |
| L-EX-95  | EX_PC-108  | EX-MH-19  |
| L-EX-96  | EX_PC-107  | EX-MH-19  |
| L-EX-97  | EX_PC-106  | EX-MH-19  |
| L-EX-98  | EX_PC-105  | EX-MH-19  |
| L-EX-99  | EX_PC-103  | EX-MH-19  |
| L-EX-100 | EX_PC-102  | EX-MH-19  |
| L-EX-101 | EX_PC-104  | EX-MH-19  |
| L-EX-102 | EX_PC-101  | EX-MH-19  |
| L-EX-103 | EX_PC-100  | EX-MH-19  |
| L-EX-104 | EX_PC-99   | EX-MH-19  |
| L-EX-105 | EX_PC-114  | EX-MH-19  |
| L-EX-106 | EX_PC-115  | EX-MH-19  |
| L-EX-107 | EX_PC-116  | EX-MH-19  |
| L-EX-108 | EX_PC-117  | EX-MH-19  |
| L-EX-109 | EX_PC-118  | EX-MH-19  |
| L-EX-110 | EX_PC-119  | EX-MH-19  |
| L-EX-111 | EX_PC-120  | EX-MH-19  |
| L-EX-112 | EX_PC-121  | EX-MH-19  |
| L-EX-113 | EX_PC-122  | EX-MH-19  |
| L-EX-114 | EX_PC-124  | EX-MH-19  |
| L-EX-115 | EX_PC-125  | EX-MH-19  |
| L-EX-116 | EX_PC-126  | EX-MH-19  |

# SMR & MCMWSD Sanitary Sewer Model Results

## Average Day Flow - Existing

Lateral Table - Time: 0.00 hours

| Label    | Start Node | Stop Node |
|----------|------------|-----------|
| L-EX-117 | EX_PC-127  | EX-MH-19  |
| L-EX-118 | EX_PC-191  | EX-MH-19  |
| L-EX-119 | EX_PC-189  | EX-MH-19  |
| L-EX-120 | EX_PC-186  | EX-MH-19  |
| L-EX-121 | EX_PC-185  | EX-MH-19  |
| L-EX-122 | EX_PC-184  | EX-MH-19  |
| L-EX-123 | EX_PC-187  | EX-MH-19  |
| L-EX-124 | EX_PC-188  | EX-MH-19  |
| L-EX-125 | EX_PC-190  | EX-MH-19  |
| L-EX-126 | EX_PC-192  | EX-MH-19  |
| L-EX-127 | EX_PC-194  | EX-MH-19  |
| L-EX-128 | EX_PC-193  | EX-MH-19  |
| L-EX-129 | EX_PC-195  | EX-MH-19  |
| L-EX-130 | EX_PC-196  | EX-MH-19  |
| L-EX-131 | EX_PC-197  | EX-MH-19  |
| L-EX-132 | EX_PC-198  | EX-MH-19  |
| L-EX-133 | EX_PC-199  | EX-MH-19  |
| L-EX-134 | EX_PC-202  | EX-MH-19  |
| L-EX-135 | EX_PC-203  | EX-MH-19  |
| L-EX-136 | EX_PC-204  | EX-MH-19  |
| L-EX-137 | EX_PC-205  | EX-MH-19  |
| L-EX-138 | EX_PC-206  | EX-MH-19  |
| L-EX-139 | EX_PC-207  | EX-MH-19  |
| L-EX-140 | EX_PC-209  | EX-MH-19  |
| L-EX-141 | EX_PC-201  | EX-MH-19  |
| L-EX-142 | EX_PC-200  | EX-MH-19  |
| L-EX-143 | EX_PC-208  | EX-MH-19  |
| L-EX-144 | EX_PC-63   | EX-MH-52  |
| L-EX-145 | EX_PC-60   | EX-MH-52  |
| L-EX-146 | EX_PC-59   | Tap-575   |
| L-EX-147 | EX_PC-57   | EX-MH-57  |
| L-EX-148 | EX_PC-56   | EX-MH-57  |
| L-EX-149 | EX_PC-55   | EX-MH-57  |
| L-EX-150 | EX_PC-68   | EX-MH-61  |
| L-EX-151 | EX_PC-67   | EX-MH-61  |
| L-EX-152 | EX_PC-69   | EX-MH-61  |
| L-EX-153 | EX_PC-70   | EX-MH-61  |
| L-EX-154 | EX_PC-71   | EX-MH-61  |
| L-EX-155 | EX_PC-72   | EX-MH-61  |
| L-EX-156 | EX_PC-58   | EX-MH-61  |
| L-EX-157 | EX_PC-54   | EX-MH-55  |
| L-EX-158 | EX_PC-46   | EX-MH-56  |
| L-EX-159 | EX_PC-48   | EX-MH-60  |
| L-EX-160 | EX_PC-53   | Tap-576   |
| L-EX-161 | EX_PC-52   | EX-MH-62  |
| L-EX-162 | EX_PC-51   | Tap-577   |
| L-EX-163 | EX_PC-50   | EX-MH-65  |
| L-EX-164 | EX_PC-49   | EX-MH-65  |
| L-EX-165 | EX_PC-47   | EX-MH-60  |
| L-EX-166 | EX_PC-29   | EX-MH-65  |
| L-EX-167 | EX_PC-28   | EX-MH-65  |
| L-EX-168 | EX_PC-30   | EX-MH-65  |
| L-EX-169 | EX_PC-37   | EX-MH-65  |
| L-EX-170 | EX_PC-36   | EX-MH-65  |
| L-EX-171 | EX_PC-35   | EX-MH-65  |
| L-EX-172 | EX_PC-34   | EX-MH-65  |
| L-EX-173 | EX_PC-33   | EX-MH-65  |
| L-EX-174 | EX_PC-32   | EX-MH-65  |



# SMR & MCMWSD Sanitary Sewer Model Results

## Average Day Flow - Existing

Lateral Table - Time: 0.00 hours

| Label    | Start Node | Stop Node |
|----------|------------|-----------|
| L-EX-175 | EX_PC-38   | EX-MH-65  |
| L-EX-176 | EX_PC-39   | EX-MH-65  |
| L-EX-177 | EX_PC-40   | EX-MH-65  |
| L-EX-178 | EX_PC-41   | EX-MH-65  |
| L-EX-179 | EX_PC-42   | EX-MH-65  |
| L-EX-180 | EX_PC-25   | EX-MH-65  |
| L-EX-181 | EX_PC-24   | EX-MH-65  |
| L-EX-182 | EX_PC-19   | EX-MH-65  |
| L-EX-183 | EX_PC-18   | EX-MH-65  |
| L-EX-184 | EX_PC-23   | EX-MH-65  |
| L-EX-185 | EX_PC-22   | EX-MH-65  |
| L-EX-186 | EX_PC-31   | EX-MH-65  |
| L-EX-187 | EX_PC-26   | EX-MH-65  |
| L-EX-188 | EX_PC-21   | EX-MH-65  |
| L-EX-189 | EX_PC-20   | EX-MH-65  |
| L-EX-190 | EX_PC-17   | EX-MH-65  |
| L-EX-191 | EX_PC-16   | EX-MH-65  |
| L-EX-192 | EX_PC-27   | EX-MH-65  |
| L-EX-193 | EX_PC-13   | EX-MH-65  |
| L-EX-194 | EX_PC-15   | EX-MH-65  |
| L-EX-195 | EX_PC-14   | EX-MH-65  |
| L-EX-196 | EX_PC-12   | EX-MH-65  |
| L-EX-197 | EX_PC-10   | EX-MH-65  |
| L-EX-198 | EX_PC-11   | EX-MH-65  |
| L-EX-199 | EX_PC-8    | EX-MH-65  |
| L-EX-200 | EX_PC-7    | EX-MH-65  |
| L-EX-201 | EX_PC-6    | EX-MH-65  |
| L-EX-202 | EX_PC-9    | EX-MH-65  |
| L-EX-203 | EX_PC-5    | EX-MH-65  |
| L-EX-204 | EX_PC-3    | EX-MH-65  |
| L-EX-205 | EX_PC-2    | EX-MH-65  |
| L-EX-206 | EX_PC-4    | EX-MH-65  |
| L-EX-207 | EX_PC-1    | EX-MH-65  |
| L-EX-208 | EX_PC-61   | EX-MH-65  |
| L-EX-209 | EX_PC-62   | EX-MH-65  |
| L-EX-210 | EX_PC-43   | Tap-579   |
| L-EX-211 | EX_PC-44   | EX-MH-68  |
| L-EX-212 | EX_PC-45   | Tap-580   |
| L-EX-213 | EX_PC-64   | Tap-581   |
| L-EX-214 | EX_PC-65   | Tap-582   |
| L-EX-215 | EX_PC-66   | Tap-583   |
| L-EX-216 | EX_PC-233  | EX-MH-75  |
| L-EX-217 | EX_PC-253  | EX-MH-70  |
| L-EX-218 | EX_PC-252  | EX-MH-70  |
| L-EX-219 | EX_PC-251  | EX-MH-70  |
| L-EX-220 | EX_PC-254  | EX-MH-70  |
| L-EX-221 | EX_PC-237  | EX-MH-70  |
| L-EX-222 | EX_PC-249  | EX-MH-70  |
| L-EX-223 | EX_PC-250  | EX-MH-70  |
| L-EX-224 | EX_PC-241  | EX-MH-70  |
| L-EX-225 | EX_PC-240  | EX-MH-70  |
| L-EX-226 | EX_PC-236  | EX-MH-70  |
| L-EX-227 | EX_PC-239  | EX-MH-70  |
| L-EX-228 | EX_PC-245  | EX-MH-70  |
| L-EX-229 | EX_PC-244  | EX-MH-70  |
| L-EX-230 | EX_PC-247  | EX-MH-70  |
| L-EX-231 | EX_PC-246  | EX-MH-70  |
| L-EX-232 | EX_PC-248  | EX-MH-70  |

# SMR & MCMWSD Sanitary Sewer Model Results

## Average Day Flow - Existing

Lateral Table - Time: 0.00 hours

| Label    | Start Node | Stop Node |
|----------|------------|-----------|
| L-EX-233 | EX_PC-243  | EX-MH-70  |
| L-EX-234 | EX_PC-242  | EX-MH-70  |
| L-EX-235 | EX_PC-238  | EX-MH-70  |
| L-EX-236 | EX_PC-235  | EX-MH-70  |
| L-EX-237 | EX_PC-234  | EX-MH-70  |
| L-EX-238 | EX_PC-230  | EX-MH-19  |
| L-EX-239 | EX_PC-123  | EX-MH-19  |
| L-EX-240 | EX_PC-226  | EX-MH-1   |
| L-EX-241 | EX_PC-225  | EX-MH-1   |
| L-EX-242 | EX_PC-212  | EX-MH-1   |
| L-EX-243 | EX_PC-213  | EX-MH-1   |
| L-EX-244 | EX_PC-214  | EX-MH-1   |
| L-EX-245 | EX_PC-216  | EX-MH-1   |
| L-EX-246 | EX_PC-221  | EX-MH-1   |
| L-EX-247 | EX_PC-217  | EX-MH-1   |
| L-EX-248 | EX_PC-218  | EX-MH-1   |
| L-EX-249 | EX_PC-219  | EX-MH-1   |
| L-EX-250 | EX_PC-220  | EX-MH-1   |
| L-EX-251 | EX_PC-222  | EX-MH-1   |
| L-EX-252 | EX_PC-223  | EX-MH-1   |
| L-EX-253 | EX_PC-215  | EX-MH-1   |
| L-EX-254 | EX_PC-224  | EX-MH-1   |

# SMR & MCMWSD Sanitary Sewer Model Results

## Average Day Flow - Existing

Manhole Table - Time: 0.00 hours

| Label    | Elevation<br>(Rim)<br>(ft) | Elevation<br>(Invert)<br>(ft) | Flow (Total In)<br>(gpm) | Flow (Total Out)<br>(gpm) |
|----------|----------------------------|-------------------------------|--------------------------|---------------------------|
| EX-MH-1  | 7,479.02                   | 7,470.62                      | 11.250                   | 11.250                    |
| EX-MH-2  | 7,460.48                   | 7,454.20                      | 11.250                   | 11.250                    |
| EX-MH-3  | 7,459.57                   | 7,449.71                      | 11.250                   | 11.250                    |
| EX-MH-4  | 7,456.86                   | 7,445.96                      | 11.250                   | 11.250                    |
| EX-MH-5  | 7,435.89                   | 7,427.32                      | 11.250                   | 11.250                    |
| EX-MH-6  | 7,436.56                   | 7,424.33                      | 11.250                   | 11.250                    |
| EX-MH-7  | 7,399.47                   | 7,389.62                      | 11.250                   | 11.250                    |
| EX-MH-8  | 7,377.47                   | 7,364.13                      | 11.250                   | 11.250                    |
| EX-MH-9  | 7,367.79                   | 7,360.22                      | 13.625                   | 13.625                    |
| EX-MH-10 | 7,354.16                   | 7,345.55                      | 14.250                   | 14.250                    |
| EX-MH-11 | 7,336.69                   | 7,330.52                      | 14.250                   | 14.250                    |
| EX-MH-12 | 7,336.91                   | 7,324.26                      | 14.500                   | 14.500                    |
| EX-MH-13 | 7,322.28                   | 7,315.94                      | 19.625                   | 19.625                    |
| EX-MH-14 | 7,317.21                   | 7,307.92                      | 19.625                   | 19.625                    |
| EX-MH-15 | 7,307.54                   | 7,302.51                      | 19.875                   | 19.875                    |
| EX-MH-16 | 7,307.81                   | 7,297.94                      | 19.875                   | 19.875                    |
| EX-MH-17 | 7,295.38                   | 7,290.05                      | 19.875                   | 19.875                    |
| EX-MH-18 | 7,287.85                   | 7,281.71                      | 19.875                   | 19.875                    |
| EX-MH-19 | 7,280.68                   | 7,268.73                      | 37.250                   | 37.250                    |
| EX-MH-20 | 7,276.97                   | 7,266.55                      | 37.625                   | 37.625                    |
| EX-MH-21 | 7,272.24                   | 7,259.08                      | 37.750                   | 37.750                    |
| EX-MH-22 | 7,264.79                   | 7,258.37                      | 37.750                   | 37.750                    |
| EX-MH-23 | 7,263.91                   | 7,257.61                      | 37.750                   | 37.750                    |
| EX-MH-24 | 7,268.30                   | 7,256.94                      | 37.750                   | 37.750                    |
| EX-MH-25 | 7,265.99                   | 7,256.47                      | 37.750                   | 37.750                    |
| EX-MH-26 | 7,262.82                   | 7,256.10                      | 37.750                   | 37.750                    |
| EX-MH-27 | 7,262.31                   | 7,255.81                      | 37.750                   | 37.750                    |
| EX-MH-28 | 7,264.68                   | 7,255.41                      | 37.750                   | 37.750                    |
| EX-MH-29 | 7,265.18                   | 7,254.83                      | 37.750                   | 37.750                    |
| EX-MH-30 | 7,261.36                   | 7,254.58                      | 37.750                   | 37.750                    |
| EX-MH-31 | 7,260.83                   | 7,254.27                      | 37.750                   | 37.750                    |
| EX-MH-32 | 7,262.85                   | 7,253.85                      | 37.750                   | 37.750                    |
| EX-MH-33 | 7,259.92                   | 7,253.32                      | 37.750                   | 37.750                    |
| EX-MH-34 | 7,259.78                   | 7,252.78                      | 37.750                   | 37.750                    |
| EX-MH-35 | 7,259.55                   | 7,252.12                      | 37.750                   | 37.750                    |
| EX-MH-36 | 7,258.36                   | 7,251.63                      | 37.750                   | 37.750                    |
| EX-MH-37 | 7,257.57                   | 7,251.25                      | 37.750                   | 37.750                    |
| EX-MH-38 | 7,259.97                   | 7,250.91                      | 37.750                   | 37.750                    |
| EX-MH-39 | 7,256.79                   | 7,250.62                      | 37.750                   | 37.750                    |
| EX-MH-40 | 7,256.22                   | 7,250.03                      | 37.750                   | 37.750                    |
| EX-MH-41 | 7,257.99                   | 7,249.94                      | 37.750                   | 37.750                    |
| EX-MH-42 | 7,258.40                   | 7,249.48                      | 37.750                   | 37.750                    |
| EX-MH-43 | 7,255.99                   | 7,248.99                      | 37.750                   | 37.750                    |
| EX-MH-44 | 7,255.38                   | 7,248.94                      | 37.750                   | 37.750                    |
| EX-MH-45 | 7,254.94                   | 7,248.45                      | 37.750                   | 37.750                    |
| EX-MH-46 | 7,254.32                   | 7,248.07                      | 37.750                   | 37.750                    |
| EX-MH-47 | 7,254.88                   | 7,247.62                      | 37.750                   | 37.750                    |
| EX-MH-48 | 7,253.76                   | 7,247.24                      | 37.750                   | 37.750                    |
| EX-MH-49 | 7,255.43                   | 7,246.92                      | 37.750                   | 37.750                    |
| EX-MH-50 | 7,253.76                   | 7,246.11                      | 37.750                   | 37.750                    |
| EX-MH-52 | 7,685.99                   | 7,676.39                      | 0.375                    | 0.375                     |
| EX-MH-53 | 7,674.29                   | 7,666.80                      | 0.375                    | 0.375                     |
| EX-MH-54 | 7,662.11                   | 7,652.75                      | 0.375                    | 0.375                     |
| EX-MH-55 | 7,640.79                   | 7,633.53                      | 0.500                    | 0.500                     |
| EX-MH-56 | 7,612.79                   | 7,601.95                      | 0.625                    | 0.625                     |
| EX-MH-57 | 7,586.58                   | 7,575.35                      | 1.000                    | 1.000                     |



# SMR & MCMWSD Sanitary Sewer Model Results

## Average Day Flow - Existing

Manhole Table - Time: 0.00 hours

| Label    | Elevation<br>(Rim)<br>(ft) | Elevation<br>(Invert)<br>(ft) | Flow (Total In)<br>(gpm) | Flow (Total Out)<br>(gpm) |
|----------|----------------------------|-------------------------------|--------------------------|---------------------------|
| EX-MH-58 | 7,575.67                   | 7,563.27                      | 1.000                    | 1.000                     |
| EX-MH-59 | 7,558.99                   | 7,549.26                      | 1.125                    | 1.125                     |
| EX-MH-60 | 7,544.52                   | 7,531.29                      | 1.375                    | 1.375                     |
| EX-MH-61 | 7,528.06                   | 7,511.29                      | 2.625                    | 2.625                     |
| EX-MH-62 | 7,496.99                   | 7,489.99                      | 2.750                    | 2.750                     |
| EX-MH-63 | 7,493.77                   | 7,482.73                      | 2.875                    | 2.875                     |
| EX-MH-64 | 7,485.75                   | 7,476.97                      | 2.875                    | 2.875                     |
| EX-MH-65 | 7,442.33                   | 7,432.73                      | 8.625                    | 8.625                     |
| EX-MH-66 | 7,425.14                   | 7,409.00                      | 8.750                    | 8.750                     |
| EX-MH-67 | 7,411.55                   | 7,404.93                      | 8.750                    | 8.750                     |
| EX-MH-68 | 7,400.46                   | 7,388.62                      | 9.000                    | 9.000                     |
| EX-MH-69 | 7,381.10                   | 7,373.90                      | 9.000                    | 9.000                     |
| EX-MH-70 | 7,374.72                   | 7,367.59                      | 11.625                   | 11.625                    |
| EX-MH-71 | 7,373.81                   | 7,362.06                      | 11.625                   | 11.625                    |
| EX-MH-72 | 7,364.36                   | 7,352.79                      | 11.625                   | 11.625                    |
| EX-MH-73 | 7,354.39                   | 7,345.43                      | 11.625                   | 11.625                    |
| EX-MH-74 | 7,341.06                   | 7,331.97                      | 11.625                   | 11.625                    |
| EX-MH-75 | 7,333.93                   | 7,326.08                      | 11.750                   | 11.750                    |
| EX-MH-76 | 7,327.54                   | 7,316.81                      | 11.750                   | 11.750                    |
| EX-MH-77 | 7,317.91                   | 7,307.80                      | 11.750                   | 11.750                    |
| EX-MH-78 | 7,307.93                   | 7,296.33                      | 11.750                   | 11.750                    |
| EX-MH-79 | 7,304.41                   | 7,292.25                      | 11.750                   | 11.750                    |
| EX-MH-80 | 7,296.67                   | 7,287.39                      | 11.750                   | 11.750                    |
| EX-MH-81 | 7,294.41                   | 7,284.96                      | 11.750                   | 11.750                    |
| EX-MH-82 | 7,285.19                   | 7,277.12                      | 11.750                   | 11.750                    |
| EX-MH-83 | 7,276.24                   | 7,264.26                      | 11.750                   | 11.750                    |
| EX-MH-84 | 7,269.66                   | 7,260.60                      | 11.750                   | 11.750                    |
| EX-MH-85 | 7,259.71                   | 7,249.01                      | 11.750                   | 11.750                    |
| EX-MH-86 | 7,255.69                   | 7,245.87                      | 49.500                   | 49.500                    |
| EX-MH-87 | 7,254.76                   | 7,245.87                      | 49.500                   | 49.500                    |
| EX-MH-88 | 7,252.67                   | 7,245.60                      | 49.500                   | 49.500                    |
| EX-MH-89 | 7,254.44                   | 7,245.35                      | 49.500                   | 49.500                    |
| EX-MH-90 | 7,256.28                   | 7,245.11                      | 49.500                   | 49.500                    |
| EX-MH-91 | 7,258.15                   | 7,244.97                      | 49.500                   | 49.500                    |
| EX-MH-92 | 7,254.31                   | 7,244.80                      | 49.500                   | 49.500                    |

# SMR & MCMWSD Sanitary Sewer Model Results

## Average Day Flow - Existing

Conduit Table - Time: 0.00 hours

| Label | Start Node | Invert (Start) (ft) | Stop Node | Invert (Stop) (ft) | Length (Scaled) (ft) | Slope (Calculated) (%) | Diameter (in) | Velocity (ft/s) | Flow (gpm) | Capacity (Full Flow) (gpm) | d/D (%) | q/Q (%) |
|-------|------------|---------------------|-----------|--------------------|----------------------|------------------------|---------------|-----------------|------------|----------------------------|---------|---------|
| EX-1  | EX-MH-1    | 7,470.62            | EX-MH-2   | 7,454.31           | 443.5                | 3.68                   | 12.0          | 2.07            | 11.250     | 3,066.284                  | 5.4     | 0.4     |
| EX-2  | EX-MH-2    | 7,454.20            | EX-MH-3   | 7,449.64           | 222.2                | 2.05                   | 12.0          | 1.68            | 11.250     | 2,290.870                  | 9.9     | 0.5     |
| EX-3  | EX-MH-3    | 7,449.71            | EX-MH-4   | 7,446.04           | 180.9                | 2.03                   | 12.0          | 1.67            | 11.250     | 2,277.438                  | 5.7     | 0.5     |
| EX-4  | EX-MH-4    | 7,445.96            | EX-MH-5   | 7,427.32           | 439.8                | 4.24                   | 12.0          | 2.18            | 11.250     | 3,292.055                  | 5.3     | 0.3     |
| EX-5  | EX-MH-5    | 7,427.32            | EX-MH-6   | 7,424.59           | 113.0                | 2.42                   | 12.0          | 1.78            | 11.250     | 2,485.562                  | 5.6     | 0.5     |
| EX-6  | EX-MH-6    | 7,424.33            | EX-MH-7   | 7,389.64           | 454.4                | 7.63                   | 12.0          | 2.65            | 11.250     | 4,418.262                  | 5.1     | 0.3     |
| EX-7  | EX-MH-7    | 7,389.62            | EX-MH-8   | 7,364.22           | 438.2                | 5.80                   | 12.0          | 2.41            | 11.250     | 3,849.840                  | 5.2     | 0.3     |
| EX-8  | EX-MH-8    | 7,364.13            | EX-MH-9   | 7,360.86           | 400.5                | 0.82                   | 12.0          | 1.23            | 11.250     | 1,444.851                  | 6.3     | 0.8     |
| EX-9  | EX-MH-9    | 7,360.22            | EX-MH-10  | 7,345.66           | 297.4                | 4.90                   | 12.0          | 2.41            | 13.625     | 3,538.018                  | 5.8     | 0.4     |
| EX-10 | EX-MH-10   | 7,345.55            | EX-MH-11  | 7,330.56           | 302.0                | 4.96                   | 12.0          | 2.46            | 14.250     | 3,562.316                  | 5.9     | 0.4     |
| EX-11 | EX-MH-11   | 7,330.52            | EX-MH-12  | 7,324.37           | 191.7                | 3.21                   | 12.0          | 2.11            | 14.250     | 2,863.865                  | 6.2     | 0.5     |
| EX-12 | EX-MH-12   | 7,324.26            | EX-MH-13  | 7,315.98           | 257.3                | 3.22                   | 12.0          | 2.12            | 14.500     | 2,868.628                  | 6.2     | 0.5     |
| EX-13 | EX-MH-13   | 7,315.94            | EX-MH-14  | 7,308.00           | 400.9                | 1.98                   | 12.0          | 1.98            | 19.625     | 2,250.301                  | 7.5     | 0.9     |
| EX-14 | EX-MH-14   | 7,307.92            | EX-MH-15  | 7,302.53           | 183.3                | 2.94                   | 12.0          | 2.24            | 19.625     | 2,741.624                  | 7.3     | 0.7     |
| EX-15 | EX-MH-15   | 7,302.51            | EX-MH-16  | 7,298.07           | 156.7                | 2.83                   | 12.0          | 2.22            | 19.875     | 2,691.819                  | 7.4     | 0.7     |
| EX-16 | EX-MH-16   | 7,297.94            | EX-MH-17  | 7,290.10           | 324.2                | 2.42                   | 12.0          | 2.13            | 19.875     | 2,486.514                  | 7.4     | 0.8     |
| EX-17 | EX-MH-17   | 7,290.05            | EX-MH-18  | 7,281.89           | 341.6                | 2.39                   | 12.0          | 2.12            | 19.875     | 2,471.272                  | 7.5     | 0.8     |
| EX-18 | EX-MH-18   | 7,281.71            | EX-MH-19  | 7,269.65           | 313.5                | 3.85                   | 12.0          | 2.48            | 19.875     | 3,136.283                  | 7.1     | 0.6     |
| EX-19 | EX-MH-19   | 7,268.73            | EX-MH-20  | 7,266.55           | 89.2                 | 2.44                   | 18.0          | 2.42            | 37.250     | 7,371.371                  | 7.1     | 0.5     |
| EX-20 | EX-MH-20   | 7,266.55            | EX-MH-21  | 7,259.09           | 318.2                | 2.34                   | 18.0          | 2.39            | 37.625     | 7,218.392                  | 7.7     | 0.5     |
| EX-21 | EX-MH-21   | 7,259.08            | EX-MH-22  | 7,258.46           | 380.5                | 0.16                   | 24.0          | 0.91            | 37.750     | 4,098.568                  | 5.9     | 0.9     |
| EX-22 | EX-MH-22   | 7,258.37            | EX-MH-23  | 7,257.67           | 382.7                | 0.18                   | 24.0          | 0.95            | 37.750     | 4,342.535                  | 5.8     | 0.9     |
| EX-23 | EX-MH-23   | 7,257.61            | EX-MH-24  | 7,257.13           | 292.8                | 0.16                   | 24.0          | 0.91            | 37.750     | 4,110.594                  | 5.9     | 0.9     |
| EX-24 | EX-MH-24   | 7,256.94            | EX-MH-25  | 7,256.51           | 298.3                | 0.14                   | 24.0          | 0.87            | 37.750     | 3,854.515                  | 6.0     | 1.0     |
| EX-25 | EX-MH-25   | 7,256.47            | EX-MH-26  | 7,256.17           | 219.2                | 0.14                   | 24.0          | 0.86            | 37.750     | 3,755.845                  | 6.0     | 1.0     |
| EX-26 | EX-MH-26   | 7,256.10            | EX-MH-27  | 7,255.90           | 300.5                | 0.07                   | 24.0          | 0.67            | 37.750     | 2,619.162                  | 6.7     | 1.4     |
| EX-27 | EX-MH-27   | 7,255.81            | EX-MH-28  | 7,255.44           | 339.1                | 0.11                   | 24.0          | 0.79            | 37.750     | 3,353.789                  | 6.7     | 1.1     |
| EX-28 | EX-MH-28   | 7,255.41            | EX-MH-29  | 7,255.03           | 336.7                | 0.11                   | 24.0          | 0.80            | 37.750     | 3,411.104                  | 6.2     | 1.1     |
| EX-29 | EX-MH-29   | 7,254.83            | EX-MH-30  | 7,254.58           | 162.2                | 0.15                   | 24.0          | 0.89            | 37.750     | 3,986.430                  | 7.0     | 0.9     |
| EX-30 | EX-MH-30   | 7,254.58            | EX-MH-31  | 7,254.25           | 253.7                | 0.13                   | 24.0          | 0.84            | 37.750     | 3,662.115                  | 7.6     | 1.0     |
| EX-31 | EX-MH-31   | 7,254.27            | EX-MH-32  | 7,254.02           | 180.2                | 0.14                   | 24.0          | 0.86            | 37.750     | 3,781.360                  | 6.0     | 1.0     |
| EX-32 | EX-MH-32   | 7,253.85            | EX-MH-33  | 7,253.43           | 106.5                | 0.39                   | 24.0          | 1.23            | 37.750     | 6,376.658                  | 5.2     | 0.6     |
| EX-33 | EX-MH-33   | 7,253.32            | EX-MH-34  | 7,252.87           | 473.2                | 0.10                   | 24.0          | 0.75            | 37.750     | 3,131.053                  | 6.3     | 1.2     |
| EX-34 | EX-MH-34   | 7,252.78            | EX-MH-35  | 7,252.25           | 251.0                | 0.21                   | 24.0          | 1.00            | 37.750     | 4,665.857                  | 5.7     | 0.8     |
| EX-35 | EX-MH-35   | 7,252.12            | EX-MH-36  | 7,251.69           | 405.8                | 0.11                   | 24.0          | 0.78            | 37.750     | 3,305.006                  | 6.2     | 1.1     |
| EX-36 | EX-MH-36   | 7,251.63            | EX-MH-37  | 7,251.36           | 139.5                | 0.19                   | 24.0          | 0.97            | 37.750     | 4,466.226                  | 5.7     | 0.8     |
| EX-37 | EX-MH-37   | 7,251.25            | EX-MH-38  | 7,250.94           | 252.6                | 0.12                   | 24.0          | 0.82            | 37.750     | 3,556.912                  | 6.1     | 1.1     |
| EX-38 | EX-MH-38   | 7,250.91            | EX-MH-39  | 7,250.57           | 155.4                | 0.22                   | 24.0          | 1.01            | 37.750     | 4,748.435                  | 7.9     | 0.8     |
| EX-39 | EX-MH-39   | 7,250.62            | EX-MH-40  | 7,250.05           | 413.4                | 0.14                   | 24.0          | 0.86            | 37.750     | 3,770.011                  | 9.5     | 1.0     |
| EX-40 | EX-MH-40   | 7,250.03            | EX-MH-41  | 7,250.06           | 149.1                | -0.02                  | 24.0          | 0.03            | 37.750     | 1,440.283                  | 8.9     | 2.6     |
| EX-41 | EX-MH-41   | 7,249.94            | EX-MH-42  | 7,249.67           | 149.6                | 0.18                   | 24.0          | 0.94            | 37.750     | 4,313.441                  | 5.8     | 0.9     |
| EX-42 | EX-MH-42   | 7,249.48            | EX-MH-43  | 7,249.14           | 220.6                | 0.15                   | 24.0          | 0.89            | 37.750     | 3,985.590                  | 5.9     | 0.9     |
| EX-43 | EX-MH-43   | 7,248.99            | EX-MH-44  | 7,248.95           | 165.3                | 0.02                   | 24.0          | 0.47            | 37.750     | 1,579.588                  | 7.9     | 2.4     |
| EX-44 | EX-MH-44   | 7,248.94            | EX-MH-45  | 7,248.50           | 220.0                | 0.20                   | 24.0          | 0.98            | 37.750     | 4,541.108                  | 5.7     | 0.8     |
| EX-45 | EX-MH-45   | 7,248.45            | EX-MH-46  | 7,248.11           | 232.5                | 0.15                   | 24.0          | 0.88            | 37.750     | 3,882.876                  | 6.3     | 1.0     |
| EX-46 | EX-MH-46   | 7,248.07            | EX-MH-47  | 7,247.68           | 387.1                | 0.10                   | 24.0          | 0.77            | 37.750     | 3,222.650                  | 6.3     | 1.2     |
| EX-47 | EX-MH-47   | 7,247.62            | EX-MH-48  | 7,247.27           | 283.6                | 0.12                   | 24.0          | 0.83            | 37.750     | 3,567.049                  | 6.9     | 1.1     |
| EX-48 | EX-MH-48   | 7,247.24            | EX-MH-49  | 7,247.04           | 244.9                | 0.08                   | 24.0          | 0.72            | 37.750     | 2,901.207                  | 6.5     | 1.3     |
| EX-49 | EX-MH-49   | 7,246.92            | EX-MH-50  | 7,246.44           | 345.2                | 0.14                   | 24.0          | 0.86            | 37.750     | 3,786.027                  | 6.0     | 1.0     |
| EX-50 | EX-MH-50   | 7,246.11            | EX-MH-86  | 7,246.10           | 106.8                | 0.01                   | 24.0          | 0.34            | 37.750     | 982.604                    | 7.7     | 3.8     |
| EX-51 | EX-MH-52   | 7,676.39            | EX-MH-53  | 7,666.98           | 197.5                | 4.76                   | 8.0           | 0.83            | 0.375      | 1,183.714                  | 1.7     | 0.0     |
| EX-52 | EX-MH-53   | 7,666.80            | EX-MH-54  | 7,652.99           | 101.7                | 13.57                  | 8.0           | 1.18            | 0.375      | 1,998.165                  | 1.5     | 0.0     |
| EX-53 | EX-MH-54   | 7,652.75            | EX-MH-55  | 7,634.18           | 243.6                | 7.62                   | 8.0           | 0.99            | 0.375      | 1,497.442                  | 1.6     | 0.0     |
| EX-54 | EX-MH-55   | 7,633.53            | EX-MH-56  | 7,602.15           | 250.0                | 12.55                  | 8.0           | 1.28            | 0.500      | 1,921.587                  | 1.8     | 0.0     |
| EX-55 | EX-MH-56   | 7,601.95            | EX-MH-57  | 7,575.81           | 208.2                | 12.55                  | 8.0           | 1.35            | 0.625      | 1,921.427                  | 2.0     | 0.0     |
| EX-56 | EX-MH-57   | 7,575.35            | EX-MH-58  | 7,563.73           | 83.4                 | 13.94                  | 8.0           | 1.68            | 1.000      | 2,024.620                  | 2.4     | 0.0     |

# SMR & MCMWSD Sanitary Sewer Model Results

## Average Day Flow - Existing

Conduit Table - Time: 0.00 hours

| Label | Start Node | Invert (Start) (ft) | Stop Node | Invert (Stop) (ft) | Length (Scaled) (ft) | Slope (Calculated) (%) | Diameter (in) | Velocity (ft/s) | Flow (gpm) | Capacity (Full Flow) (gpm) | d/D (%) | q/Q (%) |
|-------|------------|---------------------|-----------|--------------------|----------------------|------------------------|---------------|-----------------|------------|----------------------------|---------|---------|
| EX-57 | EX-MH-58   | 7,563.27            | EX-MH-59  | 7,549.98           | 153.0                | 8.69                   | 8.0           | 1.41            | 1.000      | 1,598.442                  | 2.6     | 0.1     |
| EX-58 | EX-MH-59   | 7,549.26            | EX-MH-60  | 7,531.56           | 192.3                | 9.21                   | 8.0           | 1.50            | 1.125      | 1,645.576                  | 2.7     | 0.1     |
| EX-59 | EX-MH-60   | 7,531.29            | EX-MH-61  | 7,511.49           | 282.0                | 7.02                   | 8.0           | 1.46            | 1.375      | 1,437.170                  | 3.0     | 0.1     |
| EX-60 | EX-MH-61   | 7,511.29            | EX-MH-62  | 7,490.19           | 300.7                | 7.02                   | 8.0           | 1.73            | 2.625      | 1,436.510                  | 4.2     | 0.2     |
| EX-61 | EX-MH-62   | 7,489.99            | EX-MH-63  | 7,482.93           | 177.9                | 3.97                   | 8.0           | 1.46            | 2.750      | 1,080.724                  | 4.5     | 0.3     |
| EX-62 | EX-MH-63   | 7,482.73            | EX-MH-64  | 7,477.49           | 131.9                | 3.97                   | 8.0           | 1.48            | 2.875      | 1,080.488                  | 4.6     | 0.3     |
| EX-63 | EX-MH-64   | 7,476.97            | EX-MH-65  | 7,433.51           | 155.8                | 27.89                  | 8.0           | 2.95            | 2.875      | 2,864.254                  | 3.9     | 0.1     |
| EX-64 | EX-MH-65   | 7,432.73            | EX-MH-66  | 7,409.20           | 314.0                | 7.49                   | 8.0           | 2.57            | 8.625      | 1,484.618                  | 7.4     | 0.6     |
| EX-65 | EX-MH-66   | 7,409.00            | EX-MH-67  | 7,405.08           | 265.0                | 1.48                   | 8.0           | 1.48            | 8.750      | 659.577                    | 8.7     | 1.3     |
| EX-66 | EX-MH-67   | 7,404.93            | EX-MH-68  | 7,388.99           | 221.3                | 7.20                   | 8.0           | 2.55            | 8.750      | 1,455.406                  | 7.5     | 0.6     |
| EX-67 | EX-MH-68   | 7,388.62            | EX-MH-69  | 7,374.59           | 287.6                | 4.88                   | 8.0           | 2.24            | 9.000      | 1,197.934                  | 7.9     | 0.8     |
| EX-68 | EX-MH-69   | 7,373.90            | EX-MH-70  | 7,367.55           | 151.9                | 4.18                   | 24.0          | 1.81            | 9.000      | 20,762.074                 | 3.6     | 0.0     |
| EX-69 | EX-MH-70   | 7,367.59            | EX-MH-71  | 7,362.18           | 143.8                | 3.76                   | 24.0          | 1.90            | 11.625     | 19,692.176                 | 2.3     | 0.1     |
| EX-70 | EX-MH-71   | 7,362.06            | EX-MH-72  | 7,352.57           | 295.1                | 3.22                   | 24.0          | 1.80            | 11.625     | 18,207.926                 | 8.2     | 0.1     |
| EX-71 | EX-MH-72   | 7,352.79            | EX-MH-73  | 7,345.66           | 403.1                | 1.77                   | 24.0          | 1.45            | 11.625     | 13,502.816                 | 2.5     | 0.1     |
| EX-72 | EX-MH-73   | 7,345.43            | EX-MH-74  | 7,332.12           | 399.8                | 3.33                   | 24.0          | 1.82            | 11.625     | 18,525.672                 | 2.3     | 0.1     |
| EX-73 | EX-MH-74   | 7,331.97            | EX-MH-75  | 7,326.31           | 407.1                | 1.39                   | 24.0          | 1.34            | 11.625     | 11,972.006                 | 2.6     | 0.1     |
| EX-74 | EX-MH-75   | 7,326.08            | EX-MH-76  | 7,317.02           | 392.5                | 2.31                   | 24.0          | 1.60            | 11.750     | 15,425.524                 | 2.4     | 0.1     |
| EX-75 | EX-MH-76   | 7,316.81            | EX-MH-77  | 7,308.48           | 412.0                | 2.02                   | 24.0          | 1.53            | 11.750     | 14,437.613                 | 2.5     | 0.1     |
| EX-76 | EX-MH-77   | 7,307.80            | EX-MH-78  | 7,296.40           | 378.5                | 3.01                   | 24.0          | 1.76            | 11.750     | 17,621.279                 | 2.4     | 0.1     |
| EX-77 | EX-MH-78   | 7,296.33            | EX-MH-79  | 7,292.35           | 271.3                | 1.47                   | 24.0          | 1.37            | 11.750     | 12,297.138                 | 2.6     | 0.1     |
| EX-78 | EX-MH-79   | 7,292.25            | EX-MH-80  | 7,287.46           | 296.3                | 1.62                   | 24.0          | 1.41            | 11.750     | 12,908.783                 | 2.5     | 0.1     |
| EX-79 | EX-MH-80   | 7,287.39            | EX-MH-81  | 7,284.93           | 164.7                | 1.49                   | 24.0          | 1.38            | 11.750     | 12,406.683                 | 3.5     | 0.1     |
| EX-80 | EX-MH-81   | 7,284.96            | EX-MH-82  | 7,277.44           | 352.2                | 2.14                   | 24.0          | 1.56            | 11.750     | 14,836.461                 | 2.5     | 0.1     |
| EX-81 | EX-MH-82   | 7,277.12            | EX-MH-83  | 7,265.82           | 344.5                | 3.28                   | 24.0          | 1.82            | 11.750     | 18,388.234                 | 2.3     | 0.1     |
| EX-82 | EX-MH-83   | 7,264.26            | EX-MH-84  | 7,260.72           | 116.6                | 3.04                   | 24.0          | 1.77            | 11.750     | 17,691.662                 | 2.4     | 0.1     |
| EX-83 | EX-MH-84   | 7,260.60            | EX-MH-85  | 7,249.10           | 417.2                | 2.76                   | 24.0          | 1.71            | 11.750     | 16,857.139                 | 2.4     | 0.1     |
| EX-84 | EX-MH-85   | 7,249.01            | EX-MH-86  | 7,245.91           | 264.4                | 1.17                   | 24.0          | 1.26            | 11.750     | 10,994.569                 | 8.8     | 0.1     |
| EX-85 | EX-MH-86   | 7,245.87            | EX-MH-87  | 7,245.97           | 217.5                | -0.05                  | 24.0          | 0.04            | 49.500     | 2,177.292                  | 11.2    | 2.3     |
| EX-86 | EX-MH-87   | 7,245.87            | EX-MH-88  | 7,245.61           | 183.0                | 0.14                   | 24.0          | 0.94            | 49.500     | 3,827.429                  | 8.0     | 1.3     |
| EX-87 | EX-MH-88   | 7,245.60            | EX-MH-89  | 7,245.40           | 189.9                | 0.11                   | 24.0          | 0.85            | 49.500     | 3,295.311                  | 7.8     | 1.5     |
| EX-88 | EX-MH-89   | 7,245.35            | EX-MH-90  | 7,245.22           | 187.5                | 0.07                   | 24.0          | 0.73            | 49.500     | 2,673.119                  | 7.6     | 1.9     |
| EX-89 | EX-MH-90   | 7,245.11            | EX-MH-91  | 7,245.00           | 163.7                | 0.07                   | 24.0          | 0.73            | 49.500     | 2,631.898                  | 9.6     | 1.9     |
| EX-90 | EX-MH-91   | 7,244.97            | EX-MH-92  | 7,244.95           | 133.6                | 0.01                   | 24.0          | 0.43            | 49.500     | 1,242.142                  | 8.4     | 4.0     |



# SMR & MCMWSD Sanitary Sewer Model Results

## Average Day Flow - Existing + SMR

Property Connection Table - Time: 0.00

hours

| Label                 | Base Flow<br>(gpm) |
|-----------------------|--------------------|
| Community Marketplace | 0.250              |
| EX_PC-1               | 0.125              |
| EX_PC-2               | 0.125              |
| EX_PC-3               | 0.125              |
| EX_PC-4               | 0.125              |
| EX_PC-5               | 0.125              |
| EX_PC-6               | 0.125              |
| EX_PC-7               | 0.125              |
| EX_PC-8               | 0.125              |
| EX_PC-9               | 0.125              |
| EX_PC-10              | 0.125              |
| EX_PC-11              | 0.125              |
| EX_PC-12              | 0.125              |
| EX_PC-13              | 0.125              |
| EX_PC-14              | 0.125              |
| EX_PC-15              | 0.125              |
| EX_PC-16              | 0.125              |
| EX_PC-17              | 0.125              |
| EX_PC-18              | 0.125              |
| EX_PC-19              | 0.125              |
| EX_PC-20              | 0.125              |
| EX_PC-21              | 0.125              |
| EX_PC-22              | 0.125              |
| EX_PC-23              | 0.125              |
| EX_PC-24              | 0.125              |
| EX_PC-25              | 0.125              |
| EX_PC-26              | 0.125              |
| EX_PC-27              | 0.125              |
| EX_PC-28              | 0.125              |
| EX_PC-29              | 0.125              |
| EX_PC-30              | 0.125              |
| EX_PC-31              | 0.125              |
| EX_PC-32              | 0.125              |
| EX_PC-33              | 0.125              |
| EX_PC-34              | 0.125              |
| EX_PC-35              | 0.125              |
| EX_PC-36              | 0.125              |
| EX_PC-37              | 0.125              |
| EX_PC-38              | 0.125              |
| EX_PC-39              | 0.125              |
| EX_PC-40              | 0.125              |
| EX_PC-41              | 0.125              |
| EX_PC-42              | 0.125              |
| EX_PC-43              | 0.125              |
| EX_PC-44              | 0.125              |
| EX_PC-45              | 0.125              |
| EX_PC-46              | 0.125              |
| EX_PC-47              | 0.125              |
| EX_PC-48              | 0.125              |
| EX_PC-49              | 0.125              |
| EX_PC-50              | 0.125              |
| EX_PC-51              | 0.125              |
| EX_PC-52              | 0.125              |
| EX_PC-53              | 0.125              |
| EX_PC-54              | 0.125              |
| EX_PC-55              | 0.125              |

# SMR & MCMWSD Sanitary Sewer Model Results

## Average Day Flow - Existing + SMR

Property Connection Table - Time: 0.00

hours

| Label     | Base Flow<br>(gpm) |
|-----------|--------------------|
| EX_PC-56  | 0.125              |
| EX_PC-57  | 0.125              |
| EX_PC-58  | 0.125              |
| EX_PC-59  | 0.125              |
| EX_PC-60  | 0.125              |
| EX_PC-61  | 0.125              |
| EX_PC-62  | 0.125              |
| EX_PC-63  | 0.125              |
| EX_PC-64  | 0.125              |
| EX_PC-65  | 0.125              |
| EX_PC-66  | 0.125              |
| EX_PC-67  | 0.125              |
| EX_PC-68  | 0.125              |
| EX_PC-69  | 0.125              |
| EX_PC-70  | 0.125              |
| EX_PC-71  | 0.125              |
| EX_PC-72  | 0.125              |
| EX_PC-73  | 0.125              |
| EX_PC-74  | 0.125              |
| EX_PC-75  | 0.125              |
| EX_PC-76  | 0.125              |
| EX_PC-77  | 0.125              |
| EX_PC-78  | 0.125              |
| EX_PC-79  | 0.125              |
| EX_PC-80  | 0.125              |
| EX_PC-81  | 0.125              |
| EX_PC-82  | 0.125              |
| EX_PC-83  | 0.125              |
| EX_PC-84  | 0.125              |
| EX_PC-85  | 0.125              |
| EX_PC-86  | 0.125              |
| EX_PC-87  | 0.125              |
| EX_PC-88  | 0.125              |
| EX_PC-89  | 0.125              |
| EX_PC-90  | 0.125              |
| EX_PC-91  | 0.125              |
| EX_PC-92  | 0.125              |
| EX_PC-93  | 0.125              |
| EX_PC-94  | 0.125              |
| EX_PC-95  | 0.125              |
| EX_PC-96  | 0.125              |
| EX_PC-97  | 0.125              |
| EX_PC-98  | 0.125              |
| EX_PC-99  | 0.125              |
| EX_PC-100 | 0.125              |
| EX_PC-101 | 0.125              |
| EX_PC-102 | 0.125              |
| EX_PC-103 | 0.125              |
| EX_PC-104 | 0.125              |
| EX_PC-105 | 0.125              |
| EX_PC-106 | 0.125              |
| EX_PC-107 | 0.125              |
| EX_PC-108 | 0.125              |
| EX_PC-109 | 0.125              |
| EX_PC-110 | 0.125              |
| EX_PC-111 | 0.125              |

# SMR & MCMWSD Sanitary Sewer Model Results

## Average Day Flow - Existing + SMR

Property Connection Table - Time: 0.00

hours

| Label     | Base Flow<br>(gpm) |
|-----------|--------------------|
| EX_PC-112 | 0.125              |
| EX_PC-113 | 0.125              |
| EX_PC-114 | 0.125              |
| EX_PC-115 | 0.125              |
| EX_PC-116 | 0.125              |
| EX_PC-117 | 0.125              |
| EX_PC-118 | 0.125              |
| EX_PC-119 | 0.125              |
| EX_PC-120 | 0.125              |
| EX_PC-121 | 0.125              |
| EX_PC-122 | 0.125              |
| EX_PC-123 | 0.125              |
| EX_PC-124 | 0.125              |
| EX_PC-125 | 0.125              |
| EX_PC-126 | 0.125              |
| EX_PC-127 | 0.125              |
| EX_PC-128 | 0.125              |
| EX_PC-129 | 0.125              |
| EX_PC-130 | 0.125              |
| EX_PC-131 | 0.125              |
| EX_PC-132 | 0.125              |
| EX_PC-133 | 0.125              |
| EX_PC-134 | 0.125              |
| EX_PC-135 | 0.125              |
| EX_PC-136 | 0.125              |
| EX_PC-137 | 0.125              |
| EX_PC-138 | 0.125              |
| EX_PC-139 | 0.125              |
| EX_PC-140 | 0.125              |
| EX_PC-141 | 0.125              |
| EX_PC-142 | 0.125              |
| EX_PC-143 | 0.125              |
| EX_PC-144 | 0.125              |
| EX_PC-145 | 0.125              |
| EX_PC-146 | 0.125              |
| EX_PC-147 | 0.125              |
| EX_PC-148 | 0.125              |
| EX_PC-149 | 0.125              |
| EX_PC-150 | 0.125              |
| EX_PC-151 | 0.125              |
| EX_PC-152 | 0.125              |
| EX_PC-153 | 0.125              |
| EX_PC-154 | 0.125              |
| EX_PC-155 | 0.125              |
| EX_PC-156 | 0.125              |
| EX_PC-157 | 0.125              |
| EX_PC-158 | 0.125              |
| EX_PC-159 | 0.125              |
| EX_PC-160 | 0.125              |
| EX_PC-161 | 0.125              |
| EX_PC-162 | 0.125              |
| EX_PC-163 | 0.125              |
| EX_PC-164 | 0.125              |
| EX_PC-165 | 0.125              |
| EX_PC-166 | 0.125              |
| EX_PC-167 | 0.125              |



# SMR & MCMWSD Sanitary Sewer Model Results

## Average Day Flow - Existing + SMR

Property Connection Table - Time: 0.00

hours

| Label     | Base Flow<br>(gpm) |
|-----------|--------------------|
| EX_PC-168 | 0.125              |
| EX_PC-169 | 0.125              |
| EX_PC-170 | 0.125              |
| EX_PC-171 | 0.125              |
| EX_PC-172 | 0.125              |
| EX_PC-173 | 0.125              |
| EX_PC-174 | 0.125              |
| EX_PC-175 | 0.125              |
| EX_PC-176 | 0.125              |
| EX_PC-177 | 0.125              |
| EX_PC-178 | 0.125              |
| EX_PC-179 | 0.125              |
| EX_PC-180 | 0.125              |
| EX_PC-181 | 0.125              |
| EX_PC-182 | 0.125              |
| EX_PC-183 | 0.125              |
| EX_PC-184 | 0.125              |
| EX_PC-185 | 0.125              |
| EX_PC-186 | 0.125              |
| EX_PC-187 | 0.125              |
| EX_PC-188 | 0.125              |
| EX_PC-189 | 0.125              |
| EX_PC-190 | 0.125              |
| EX_PC-191 | 0.125              |
| EX_PC-192 | 0.125              |
| EX_PC-193 | 0.125              |
| EX_PC-194 | 0.125              |
| EX_PC-195 | 0.125              |
| EX_PC-196 | 0.125              |
| EX_PC-197 | 0.125              |
| EX_PC-198 | 0.125              |
| EX_PC-199 | 0.125              |
| EX_PC-200 | 0.125              |
| EX_PC-201 | 0.125              |
| EX_PC-202 | 0.125              |
| EX_PC-203 | 0.125              |
| EX_PC-204 | 0.125              |
| EX_PC-205 | 0.125              |
| EX_PC-206 | 0.125              |
| EX_PC-207 | 0.125              |
| EX_PC-208 | 0.125              |
| EX_PC-209 | 0.125              |
| EX_PC-210 | 0.125              |
| EX_PC-211 | 0.125              |
| EX_PC-227 | 0.750              |
| EX_PC-228 | 0.750              |
| EX_PC-229 | 0.875              |
| EX_PC-230 | 0.875              |
| EX_PC-231 | 0.750              |
| EX_PC-232 | 5.125              |
| EX_PC-233 | 0.125              |
| EX_PC-234 | 0.125              |
| EX_PC-235 | 0.125              |
| EX_PC-236 | 0.125              |
| EX_PC-237 | 0.125              |
| EX_PC-238 | 0.125              |

# SMR & MCMWSD Sanitary Sewer Model Results

## Average Day Flow - Existing + SMR

Property Connection Table - Time: 0.00  
hours

| Label                          | Base Flow<br>(gpm) |
|--------------------------------|--------------------|
| EX_PC-239                      | 0.125              |
| EX_PC-240                      | 0.125              |
| EX_PC-241                      | 0.125              |
| EX_PC-242                      | 0.125              |
| EX_PC-243                      | 0.125              |
| EX_PC-244                      | 0.125              |
| EX_PC-245                      | 0.125              |
| EX_PC-246                      | 0.125              |
| EX_PC-247                      | 0.125              |
| EX_PC-248                      | 0.125              |
| EX_PC-249                      | 0.125              |
| EX_PC-250                      | 0.125              |
| EX_PC-251                      | 0.125              |
| EX_PC-252                      | 0.125              |
| EX_PC-253                      | 0.125              |
| EX_PC-254                      | 0.125              |
| Gateway Building               | 2.938              |
| Marketplace Apartment Building | 3.313              |
| Marketplace Day Care           | 0.125              |
| WFH (Community Market)         | 5.875              |
| WFH (Middle Creek Meadows)     | 3.125              |

# SMR & MCMWSD Sanitary Sewer Model Results

## Average Day Flow - Existing + SMR

Lateral Table - Time: 0.00 hours

| Label   | Start Node                     | Stop Node |
|---------|--------------------------------|-----------|
| L-1999  | Community Marketplace          | EX-MH-9   |
| L-2000  | WFH (Community Market)         | EX-MH-9   |
| L-2056  | WFH (Middle Creek Meadows)     | EX-MH-19  |
| L-2058  | Gateway Building               | EX-MH-9   |
| L-2059  | Marketplace Apartment Building | EX-MH-9   |
| L-2060  | Marketplace Day Care           | EX-MH-9   |
| L-EX-1  | EX_PC-80                       | EX-MH-9   |
| L-EX-2  | EX_PC-81                       | EX-MH-9   |
| L-EX-3  | EX_PC-82                       | EX-MH-9   |
| L-EX-4  | EX_PC-79                       | EX-MH-9   |
| L-EX-5  | EX_PC-83                       | EX-MH-9   |
| L-EX-6  | EX_PC-78                       | EX-MH-9   |
| L-EX-7  | EX_PC-84                       | EX-MH-9   |
| L-EX-8  | EX_PC-77                       | EX-MH-9   |
| L-EX-9  | EX_PC-85                       | EX-MH-9   |
| L-EX-10 | EX_PC-76                       | EX-MH-9   |
| L-EX-11 | EX_PC-86                       | EX-MH-9   |
| L-EX-12 | EX_PC-75                       | EX-MH-9   |
| L-EX-13 | EX_PC-74                       | EX-MH-9   |
| L-EX-14 | EX_PC-87                       | EX-MH-9   |
| L-EX-15 | EX_PC-73                       | EX-MH-9   |
| L-EX-16 | EX_PC-88                       | EX-MH-9   |
| L-EX-17 | EX_PC-89                       | EX-MH-9   |
| L-EX-18 | EX_PC-90                       | EX-MH-9   |
| L-EX-19 | EX_PC-91                       | EX-MH-9   |
| L-EX-20 | EX_PC-94                       | EX-MH-10  |
| L-EX-21 | EX_PC-93                       | EX-MH-10  |
| L-EX-22 | EX_PC-92                       | EX-MH-10  |
| L-EX-23 | EX_PC-98                       | EX-MH-10  |
| L-EX-24 | EX_PC-97                       | EX-MH-10  |
| L-EX-25 | EX_PC-96                       | EX-MH-12  |
| L-EX-26 | EX_PC-95                       | EX-MH-12  |
| L-EX-27 | EX_PC-232                      | EX-MH-13  |
| L-EX-28 | EX_PC-210                      | EX-MH-15  |
| L-EX-29 | EX_PC-211                      | EX-MH-15  |
| L-EX-30 | EX_PC-227                      | EX-MH-19  |
| L-EX-31 | EX_PC-228                      | EX-MH-19  |
| L-EX-32 | EX_PC-229                      | EX-MH-19  |
| L-EX-33 | EX_PC-231                      | EX-MH-19  |
| L-EX-34 | EX_PC-147                      | EX-MH-20  |
| L-EX-35 | EX_PC-146                      | EX-MH-20  |
| L-EX-36 | EX_PC-145                      | EX-MH-20  |
| L-EX-37 | EX_PC-144                      | EX-MH-19  |
| L-EX-38 | EX_PC-148                      | EX-MH-21  |
| L-EX-39 | EX_PC-143                      | EX-MH-19  |
| L-EX-40 | EX_PC-140                      | EX-MH-19  |
| L-EX-41 | EX_PC-139                      | EX-MH-19  |
| L-EX-42 | EX_PC-138                      | EX-MH-19  |
| L-EX-43 | EX_PC-137                      | EX-MH-19  |
| L-EX-44 | EX_PC-135                      | EX-MH-19  |
| L-EX-45 | EX_PC-134                      | EX-MH-19  |
| L-EX-46 | EX_PC-133                      | EX-MH-19  |
| L-EX-47 | EX_PC-128                      | EX-MH-19  |
| L-EX-48 | EX_PC-129                      | EX-MH-19  |
| L-EX-49 | EX_PC-130                      | EX-MH-19  |
| L-EX-50 | EX_PC-131                      | EX-MH-19  |
| L-EX-51 | EX_PC-132                      | EX-MH-19  |
| L-EX-52 | EX_PC-136                      | EX-MH-19  |



# SMR & MCMWSD Sanitary Sewer Model Results

## Average Day Flow - Existing + SMR

Lateral Table - Time: 0.00 hours

| Label    | Start Node | Stop Node |
|----------|------------|-----------|
| L-EX-53  | EX_PC-141  | EX-MH-19  |
| L-EX-54  | EX_PC-142  | EX-MH-19  |
| L-EX-55  | EX_PC-151  | EX-MH-19  |
| L-EX-56  | EX_PC-149  | EX-MH-19  |
| L-EX-57  | EX_PC-166  | EX-MH-19  |
| L-EX-58  | EX_PC-164  | EX-MH-19  |
| L-EX-59  | EX_PC-153  | EX-MH-19  |
| L-EX-60  | EX_PC-165  | EX-MH-19  |
| L-EX-61  | EX_PC-154  | EX-MH-19  |
| L-EX-62  | EX_PC-158  | EX-MH-19  |
| L-EX-63  | EX_PC-159  | EX-MH-19  |
| L-EX-64  | EX_PC-150  | EX-MH-19  |
| L-EX-65  | EX_PC-152  | EX-MH-19  |
| L-EX-66  | EX_PC-155  | EX-MH-19  |
| L-EX-67  | EX_PC-156  | EX-MH-19  |
| L-EX-68  | EX_PC-157  | EX-MH-19  |
| L-EX-69  | EX_PC-160  | EX-MH-19  |
| L-EX-70  | EX_PC-161  | EX-MH-19  |
| L-EX-71  | EX_PC-162  | EX-MH-19  |
| L-EX-72  | EX_PC-183  | EX-MH-19  |
| L-EX-73  | EX_PC-163  | EX-MH-19  |
| L-EX-74  | EX_PC-180  | EX-MH-19  |
| L-EX-75  | EX_PC-179  | EX-MH-19  |
| L-EX-76  | EX_PC-182  | EX-MH-19  |
| L-EX-77  | EX_PC-181  | EX-MH-19  |
| L-EX-78  | EX_PC-167  | EX-MH-19  |
| L-EX-79  | EX_PC-178  | EX-MH-19  |
| L-EX-80  | EX_PC-177  | EX-MH-19  |
| L-EX-81  | EX_PC-176  | EX-MH-19  |
| L-EX-82  | EX_PC-175  | EX-MH-19  |
| L-EX-83  | EX_PC-174  | EX-MH-19  |
| L-EX-84  | EX_PC-168  | EX-MH-19  |
| L-EX-85  | EX_PC-170  | EX-MH-19  |
| L-EX-86  | EX_PC-173  | EX-MH-19  |
| L-EX-87  | EX_PC-169  | EX-MH-19  |
| L-EX-88  | EX_PC-171  | EX-MH-19  |
| L-EX-89  | EX_PC-172  | EX-MH-19  |
| L-EX-90  | EX_PC-113  | EX-MH-19  |
| L-EX-91  | EX_PC-112  | EX-MH-19  |
| L-EX-92  | EX_PC-111  | EX-MH-19  |
| L-EX-93  | EX_PC-110  | EX-MH-19  |
| L-EX-94  | EX_PC-109  | EX-MH-19  |
| L-EX-95  | EX_PC-108  | EX-MH-19  |
| L-EX-96  | EX_PC-107  | EX-MH-19  |
| L-EX-97  | EX_PC-106  | EX-MH-19  |
| L-EX-98  | EX_PC-105  | EX-MH-19  |
| L-EX-99  | EX_PC-103  | EX-MH-19  |
| L-EX-100 | EX_PC-102  | EX-MH-19  |
| L-EX-101 | EX_PC-104  | EX-MH-19  |
| L-EX-102 | EX_PC-101  | EX-MH-19  |
| L-EX-103 | EX_PC-100  | EX-MH-19  |
| L-EX-104 | EX_PC-99   | EX-MH-19  |
| L-EX-105 | EX_PC-114  | EX-MH-19  |
| L-EX-106 | EX_PC-115  | EX-MH-19  |
| L-EX-107 | EX_PC-116  | EX-MH-19  |
| L-EX-108 | EX_PC-117  | EX-MH-19  |
| L-EX-109 | EX_PC-118  | EX-MH-19  |
| L-EX-110 | EX_PC-119  | EX-MH-19  |

# SMR & MCMWSD Sanitary Sewer Model Results

## Average Day Flow - Existing + SMR

Lateral Table - Time: 0.00 hours

| Label    | Start Node | Stop Node |
|----------|------------|-----------|
| L-EX-111 | EX_PC-120  | EX-MH-19  |
| L-EX-112 | EX_PC-121  | EX-MH-19  |
| L-EX-113 | EX_PC-122  | EX-MH-19  |
| L-EX-114 | EX_PC-124  | EX-MH-19  |
| L-EX-115 | EX_PC-125  | EX-MH-19  |
| L-EX-116 | EX_PC-126  | EX-MH-19  |
| L-EX-117 | EX_PC-127  | EX-MH-19  |
| L-EX-118 | EX_PC-191  | EX-MH-19  |
| L-EX-119 | EX_PC-189  | EX-MH-19  |
| L-EX-120 | EX_PC-186  | EX-MH-19  |
| L-EX-121 | EX_PC-185  | EX-MH-19  |
| L-EX-122 | EX_PC-184  | EX-MH-19  |
| L-EX-123 | EX_PC-187  | EX-MH-19  |
| L-EX-124 | EX_PC-188  | EX-MH-19  |
| L-EX-125 | EX_PC-190  | EX-MH-19  |
| L-EX-126 | EX_PC-192  | EX-MH-19  |
| L-EX-127 | EX_PC-194  | EX-MH-19  |
| L-EX-128 | EX_PC-193  | EX-MH-19  |
| L-EX-129 | EX_PC-195  | EX-MH-19  |
| L-EX-130 | EX_PC-196  | EX-MH-19  |
| L-EX-131 | EX_PC-197  | EX-MH-19  |
| L-EX-132 | EX_PC-198  | EX-MH-19  |
| L-EX-133 | EX_PC-199  | EX-MH-19  |
| L-EX-134 | EX_PC-202  | EX-MH-19  |
| L-EX-135 | EX_PC-203  | EX-MH-19  |
| L-EX-136 | EX_PC-204  | EX-MH-19  |
| L-EX-137 | EX_PC-205  | EX-MH-19  |
| L-EX-138 | EX_PC-206  | EX-MH-19  |
| L-EX-139 | EX_PC-207  | EX-MH-19  |
| L-EX-140 | EX_PC-209  | EX-MH-19  |
| L-EX-141 | EX_PC-201  | EX-MH-19  |
| L-EX-142 | EX_PC-200  | EX-MH-19  |
| L-EX-143 | EX_PC-208  | EX-MH-19  |
| L-EX-144 | EX_PC-63   | EX-MH-52  |
| L-EX-145 | EX_PC-60   | EX-MH-52  |
| L-EX-146 | EX_PC-59   | Tap-575   |
| L-EX-147 | EX_PC-57   | EX-MH-57  |
| L-EX-148 | EX_PC-56   | EX-MH-57  |
| L-EX-149 | EX_PC-55   | EX-MH-57  |
| L-EX-150 | EX_PC-68   | EX-MH-61  |
| L-EX-151 | EX_PC-67   | EX-MH-61  |
| L-EX-152 | EX_PC-69   | EX-MH-61  |
| L-EX-153 | EX_PC-70   | EX-MH-61  |
| L-EX-154 | EX_PC-71   | EX-MH-61  |
| L-EX-155 | EX_PC-72   | EX-MH-61  |
| L-EX-156 | EX_PC-58   | EX-MH-61  |
| L-EX-157 | EX_PC-54   | EX-MH-55  |
| L-EX-158 | EX_PC-46   | EX-MH-56  |
| L-EX-159 | EX_PC-48   | EX-MH-60  |
| L-EX-160 | EX_PC-53   | Tap-576   |
| L-EX-161 | EX_PC-52   | EX-MH-62  |
| L-EX-162 | EX_PC-51   | Tap-577   |
| L-EX-163 | EX_PC-50   | EX-MH-65  |
| L-EX-164 | EX_PC-49   | EX-MH-65  |
| L-EX-165 | EX_PC-47   | EX-MH-60  |
| L-EX-166 | EX_PC-29   | EX-MH-65  |
| L-EX-167 | EX_PC-28   | EX-MH-65  |
| L-EX-168 | EX_PC-30   | EX-MH-65  |

# SMR & MCMWSD Sanitary Sewer Model Results

## Average Day Flow - Existing + SMR

Lateral Table - Time: 0.00 hours

| Label    | Start Node | Stop Node |
|----------|------------|-----------|
| L-EX-169 | EX_PC-37   | EX-MH-65  |
| L-EX-170 | EX_PC-36   | EX-MH-65  |
| L-EX-171 | EX_PC-35   | EX-MH-65  |
| L-EX-172 | EX_PC-34   | EX-MH-65  |
| L-EX-173 | EX_PC-33   | EX-MH-65  |
| L-EX-174 | EX_PC-32   | EX-MH-65  |
| L-EX-175 | EX_PC-38   | EX-MH-65  |
| L-EX-176 | EX_PC-39   | EX-MH-65  |
| L-EX-177 | EX_PC-40   | EX-MH-65  |
| L-EX-178 | EX_PC-41   | EX-MH-65  |
| L-EX-179 | EX_PC-42   | EX-MH-65  |
| L-EX-180 | EX_PC-25   | EX-MH-65  |
| L-EX-181 | EX_PC-24   | EX-MH-65  |
| L-EX-182 | EX_PC-19   | EX-MH-65  |
| L-EX-183 | EX_PC-18   | EX-MH-65  |
| L-EX-184 | EX_PC-23   | EX-MH-65  |
| L-EX-185 | EX_PC-22   | EX-MH-65  |
| L-EX-186 | EX_PC-31   | EX-MH-65  |
| L-EX-187 | EX_PC-26   | EX-MH-65  |
| L-EX-188 | EX_PC-21   | EX-MH-65  |
| L-EX-189 | EX_PC-20   | EX-MH-65  |
| L-EX-190 | EX_PC-17   | EX-MH-65  |
| L-EX-191 | EX_PC-16   | EX-MH-65  |
| L-EX-192 | EX_PC-27   | EX-MH-65  |
| L-EX-193 | EX_PC-13   | EX-MH-65  |
| L-EX-194 | EX_PC-15   | EX-MH-65  |
| L-EX-195 | EX_PC-14   | EX-MH-65  |
| L-EX-196 | EX_PC-12   | EX-MH-65  |
| L-EX-197 | EX_PC-10   | EX-MH-65  |
| L-EX-198 | EX_PC-11   | EX-MH-65  |
| L-EX-199 | EX_PC-8    | EX-MH-65  |
| L-EX-200 | EX_PC-7    | EX-MH-65  |
| L-EX-201 | EX_PC-6    | EX-MH-65  |
| L-EX-202 | EX_PC-9    | EX-MH-65  |
| L-EX-203 | EX_PC-5    | EX-MH-65  |
| L-EX-204 | EX_PC-3    | EX-MH-65  |
| L-EX-205 | EX_PC-2    | EX-MH-65  |
| L-EX-206 | EX_PC-4    | EX-MH-65  |
| L-EX-207 | EX_PC-1    | EX-MH-65  |
| L-EX-208 | EX_PC-61   | EX-MH-65  |
| L-EX-209 | EX_PC-62   | EX-MH-65  |
| L-EX-210 | EX_PC-43   | Tap-579   |
| L-EX-211 | EX_PC-44   | EX-MH-68  |
| L-EX-212 | EX_PC-45   | Tap-580   |
| L-EX-213 | EX_PC-64   | Tap-581   |
| L-EX-214 | EX_PC-65   | Tap-582   |
| L-EX-215 | EX_PC-66   | Tap-583   |
| L-EX-216 | EX_PC-233  | EX-MH-75  |
| L-EX-217 | EX_PC-253  | EX-MH-70  |
| L-EX-218 | EX_PC-252  | EX-MH-70  |
| L-EX-219 | EX_PC-251  | EX-MH-70  |
| L-EX-220 | EX_PC-254  | EX-MH-70  |
| L-EX-221 | EX_PC-237  | EX-MH-70  |
| L-EX-222 | EX_PC-249  | EX-MH-70  |
| L-EX-223 | EX_PC-250  | EX-MH-70  |
| L-EX-224 | EX_PC-241  | EX-MH-70  |
| L-EX-225 | EX_PC-240  | EX-MH-70  |
| L-EX-226 | EX_PC-236  | EX-MH-70  |



# SMR & MCMWSD Sanitary Sewer Model Results

## Average Day Flow - Existing + SMR

Lateral Table - Time: 0.00 hours

| Label    | Start Node | Stop Node |
|----------|------------|-----------|
| L-EX-227 | EX_PC-239  | EX-MH-70  |
| L-EX-228 | EX_PC-245  | EX-MH-70  |
| L-EX-229 | EX_PC-244  | EX-MH-70  |
| L-EX-230 | EX_PC-247  | EX-MH-70  |
| L-EX-231 | EX_PC-246  | EX-MH-70  |
| L-EX-232 | EX_PC-248  | EX-MH-70  |
| L-EX-233 | EX_PC-243  | EX-MH-70  |
| L-EX-234 | EX_PC-242  | EX-MH-70  |
| L-EX-235 | EX_PC-238  | EX-MH-70  |
| L-EX-236 | EX_PC-235  | EX-MH-70  |
| L-EX-237 | EX_PC-234  | EX-MH-70  |
| L-EX-238 | EX_PC-230  | EX-MH-19  |
| L-EX-239 | EX_PC-123  | EX-MH-19  |

# SMR & MCMWSD Sanitary Sewer Model Results

## Average Day Flow - Existing + SMR

Manhole Table - Time: 0.00 hours

| Label    | Elevation<br>(Rim)<br>(ft) | Elevation<br>(Invert)<br>(ft) | Flow (Total In)<br>(gpm) | Flow (Total Out)<br>(gpm) |
|----------|----------------------------|-------------------------------|--------------------------|---------------------------|
| EX-MH-6  | 7,436.56                   | 7,424.33                      | 0.000                    | 51.961                    |
| EX-MH-7  | 7,399.47                   | 7,389.62                      | 51.961                   | 51.961                    |
| EX-MH-8  | 7,377.47                   | 7,364.13                      | 51.961                   | 51.961                    |
| EX-MH-9  | 7,367.79                   | 7,360.22                      | 66.837                   | 66.837                    |
| EX-MH-10 | 7,354.16                   | 7,345.55                      | 67.462                   | 67.462                    |
| EX-MH-11 | 7,336.69                   | 7,330.52                      | 67.462                   | 67.462                    |
| EX-MH-12 | 7,336.91                   | 7,324.26                      | 67.712                   | 67.712                    |
| EX-MH-13 | 7,322.28                   | 7,315.94                      | 72.837                   | 72.837                    |
| EX-MH-14 | 7,317.21                   | 7,307.92                      | 72.837                   | 72.837                    |
| EX-MH-15 | 7,307.54                   | 7,302.51                      | 73.087                   | 73.087                    |
| EX-MH-16 | 7,307.81                   | 7,297.94                      | 73.087                   | 73.087                    |
| EX-MH-17 | 7,295.38                   | 7,290.05                      | 73.087                   | 73.087                    |
| EX-MH-18 | 7,287.85                   | 7,281.71                      | 73.087                   | 73.087                    |
| EX-MH-19 | 7,280.68                   | 7,268.73                      | 93.587                   | 93.587                    |
| EX-MH-20 | 7,276.97                   | 7,266.55                      | 93.962                   | 93.962                    |
| EX-MH-21 | 7,272.24                   | 7,259.08                      | 94.087                   | 94.087                    |
| EX-MH-22 | 7,264.79                   | 7,258.37                      | 94.087                   | 94.087                    |
| EX-MH-23 | 7,263.91                   | 7,257.61                      | 94.087                   | 94.087                    |
| EX-MH-24 | 7,268.30                   | 7,256.94                      | 94.087                   | 94.087                    |
| EX-MH-25 | 7,265.99                   | 7,256.47                      | 94.087                   | 94.087                    |
| EX-MH-26 | 7,262.82                   | 7,256.10                      | 94.087                   | 94.087                    |
| EX-MH-27 | 7,262.31                   | 7,255.81                      | 94.087                   | 94.087                    |
| EX-MH-28 | 7,264.68                   | 7,255.41                      | 94.087                   | 94.087                    |
| EX-MH-29 | 7,265.18                   | 7,254.83                      | 94.087                   | 94.087                    |
| EX-MH-30 | 7,261.36                   | 7,254.58                      | 94.087                   | 94.087                    |
| EX-MH-31 | 7,260.83                   | 7,254.27                      | 94.087                   | 94.087                    |
| EX-MH-32 | 7,262.85                   | 7,253.85                      | 94.087                   | 94.087                    |
| EX-MH-33 | 7,259.92                   | 7,253.32                      | 94.087                   | 94.087                    |
| EX-MH-34 | 7,259.78                   | 7,252.78                      | 94.087                   | 94.087                    |
| EX-MH-35 | 7,259.55                   | 7,252.12                      | 94.087                   | 94.087                    |
| EX-MH-36 | 7,258.36                   | 7,251.63                      | 94.087                   | 94.087                    |
| EX-MH-37 | 7,257.57                   | 7,251.25                      | 94.087                   | 94.087                    |
| EX-MH-38 | 7,259.97                   | 7,250.91                      | 94.087                   | 94.087                    |
| EX-MH-39 | 7,256.79                   | 7,250.62                      | 94.087                   | 94.087                    |
| EX-MH-40 | 7,256.22                   | 7,250.03                      | 94.087                   | 94.087                    |
| EX-MH-41 | 7,257.99                   | 7,249.94                      | 94.087                   | 94.087                    |
| EX-MH-42 | 7,258.40                   | 7,249.48                      | 94.087                   | 94.087                    |
| EX-MH-43 | 7,255.99                   | 7,248.99                      | 94.087                   | 94.087                    |
| EX-MH-44 | 7,255.38                   | 7,248.94                      | 94.087                   | 94.087                    |
| EX-MH-45 | 7,254.94                   | 7,248.45                      | 94.087                   | 94.087                    |
| EX-MH-46 | 7,254.32                   | 7,248.07                      | 94.087                   | 94.087                    |
| EX-MH-47 | 7,254.88                   | 7,247.62                      | 94.087                   | 94.087                    |
| EX-MH-48 | 7,253.76                   | 7,247.24                      | 94.087                   | 94.087                    |
| EX-MH-49 | 7,255.43                   | 7,246.92                      | 94.087                   | 94.087                    |
| EX-MH-50 | 7,253.76                   | 7,246.11                      | 94.087                   | 94.087                    |
| EX-MH-52 | 7,685.99                   | 7,676.39                      | 0.375                    | 130.269                   |
| EX-MH-53 | 7,674.29                   | 7,666.80                      | 130.269                  | 130.269                   |
| EX-MH-54 | 7,662.11                   | 7,652.75                      | 130.269                  | 130.269                   |
| EX-MH-55 | 7,640.79                   | 7,633.53                      | 130.394                  | 130.394                   |
| EX-MH-56 | 7,612.79                   | 7,601.95                      | 130.519                  | 130.519                   |
| EX-MH-57 | 7,586.58                   | 7,575.35                      | 130.894                  | 130.894                   |
| EX-MH-58 | 7,575.67                   | 7,563.27                      | 130.894                  | 130.894                   |
| EX-MH-59 | 7,558.99                   | 7,549.26                      | 131.019                  | 131.019                   |
| EX-MH-60 | 7,544.52                   | 7,531.29                      | 131.269                  | 131.269                   |
| EX-MH-61 | 7,528.06                   | 7,511.29                      | 132.519                  | 132.519                   |
| EX-MH-62 | 7,496.99                   | 7,489.99                      | 132.644                  | 132.644                   |

# SMR & MCMWSD Sanitary Sewer Model Results

## Average Day Flow - Existing + SMR

Manhole Table - Time: 0.00 hours

| Label    | Elevation<br>(Rim)<br>(ft) | Elevation<br>(Invert)<br>(ft) | Flow (Total In)<br>(gpm) | Flow (Total Out)<br>(gpm) |
|----------|----------------------------|-------------------------------|--------------------------|---------------------------|
| EX-MH-63 | 7,493.77                   | 7,482.73                      | 132.769                  | 132.769                   |
| EX-MH-64 | 7,485.75                   | 7,476.97                      | 132.769                  | 132.769                   |
| EX-MH-65 | 7,442.33                   | 7,432.73                      | 138.519                  | 138.519                   |
| EX-MH-66 | 7,425.14                   | 7,409.00                      | 138.644                  | 138.644                   |
| EX-MH-67 | 7,411.55                   | 7,404.93                      | 138.644                  | 138.644                   |
| EX-MH-68 | 7,400.46                   | 7,388.62                      | 138.894                  | 138.894                   |
| EX-MH-69 | 7,381.10                   | 7,373.90                      | 138.894                  | 138.894                   |
| EX-MH-70 | 7,374.72                   | 7,367.59                      | 141.519                  | 141.519                   |
| EX-MH-71 | 7,373.81                   | 7,362.06                      | 141.519                  | 141.519                   |
| EX-MH-72 | 7,364.36                   | 7,352.79                      | 141.519                  | 141.519                   |
| EX-MH-73 | 7,354.39                   | 7,345.43                      | 141.519                  | 141.519                   |
| EX-MH-74 | 7,341.06                   | 7,331.97                      | 141.519                  | 141.519                   |
| EX-MH-75 | 7,333.93                   | 7,326.08                      | 141.644                  | 141.644                   |
| EX-MH-76 | 7,327.54                   | 7,316.81                      | 141.644                  | 141.644                   |
| EX-MH-77 | 7,317.91                   | 7,307.80                      | 141.644                  | 141.644                   |
| EX-MH-78 | 7,307.93                   | 7,296.33                      | 141.644                  | 141.644                   |
| EX-MH-79 | 7,304.41                   | 7,292.25                      | 141.644                  | 141.644                   |
| EX-MH-80 | 7,296.67                   | 7,287.39                      | 141.644                  | 141.644                   |
| EX-MH-81 | 7,294.41                   | 7,284.96                      | 141.644                  | 141.644                   |
| EX-MH-82 | 7,285.19                   | 7,277.12                      | 141.644                  | 141.644                   |
| EX-MH-83 | 7,276.24                   | 7,264.26                      | 141.644                  | 141.644                   |
| EX-MH-84 | 7,269.66                   | 7,260.60                      | 141.644                  | 141.644                   |
| EX-MH-85 | 7,259.71                   | 7,249.01                      | 141.644                  | 141.644                   |
| EX-MH-86 | 7,255.69                   | 7,245.87                      | 235.731                  | 235.731                   |
| EX-MH-87 | 7,254.76                   | 7,245.87                      | 235.731                  | 235.731                   |
| EX-MH-88 | 7,252.67                   | 7,245.60                      | 235.731                  | 235.731                   |
| EX-MH-89 | 7,254.44                   | 7,245.35                      | 235.731                  | 235.731                   |
| EX-MH-90 | 7,256.28                   | 7,245.11                      | 235.731                  | 235.731                   |
| EX-MH-91 | 7,258.15                   | 7,244.97                      | 235.731                  | 235.731                   |
| EX-MH-92 | 7,254.31                   | 7,244.80                      | 235.731                  | 235.731                   |



# SMR & MCMWSD Sanitary Sewer Model Results

## Average Day Flow - Existing + SMR

Conduit Table - Time: 0.00 hours

| Label | Start Node | Invert (Start) (ft) | Stop Node | Invert (Stop) (ft) | Length (Scaled) (ft) | Slope (Calculated) (%) | Diameter (in) | Velocity (ft/s) | Flow (gpm) | Capacity (Full Flow) (gpm) | d/D (%) | q/Q (%) |
|-------|------------|---------------------|-----------|--------------------|----------------------|------------------------|---------------|-----------------|------------|----------------------------|---------|---------|
| EX-6  | EX-MH-6    | 7,424.33            | EX-MH-7   | 7,389.64           | 454.4                | 7.63                   | 12.0          | 4.22            | 51.961     | 4,418.262                  | 10.8    | 1.2     |
| EX-7  | EX-MH-7    | 7,389.62            | EX-MH-8   | 7,364.22           | 438.2                | 5.80                   | 12.0          | 3.82            | 51.961     | 3,849.840                  | 11.0    | 1.3     |
| EX-8  | EX-MH-8    | 7,364.13            | EX-MH-9   | 7,360.86           | 400.5                | 0.82                   | 12.0          | 1.94            | 51.961     | 1,444.851                  | 13.4    | 3.6     |
| EX-9  | EX-MH-9    | 7,360.22            | EX-MH-10  | 7,345.66           | 297.4                | 4.90                   | 12.0          | 3.90            | 66.837     | 3,538.018                  | 12.7    | 1.9     |
| EX-10 | EX-MH-10   | 7,345.55            | EX-MH-11  | 7,330.56           | 302.0                | 4.96                   | 12.0          | 3.93            | 67.462     | 3,562.316                  | 12.7    | 1.9     |
| EX-11 | EX-MH-11   | 7,330.52            | EX-MH-12  | 7,324.37           | 191.7                | 3.21                   | 12.0          | 3.38            | 67.462     | 2,863.865                  | 13.2    | 2.4     |
| EX-12 | EX-MH-12   | 7,324.26            | EX-MH-13  | 7,315.98           | 257.3                | 3.22                   | 12.0          | 3.39            | 67.712     | 2,868.628                  | 13.2    | 2.4     |
| EX-13 | EX-MH-13   | 7,315.94            | EX-MH-14  | 7,308.00           | 400.9                | 1.98                   | 12.0          | 2.93            | 72.837     | 2,250.301                  | 14.4    | 3.2     |
| EX-14 | EX-MH-14   | 7,307.92            | EX-MH-15  | 7,302.53           | 183.3                | 2.94                   | 12.0          | 3.35            | 72.837     | 2,741.624                  | 13.9    | 2.7     |
| EX-15 | EX-MH-15   | 7,302.51            | EX-MH-16  | 7,298.07           | 156.7                | 2.83                   | 12.0          | 3.31            | 73.087     | 2,691.819                  | 13.9    | 2.7     |
| EX-16 | EX-MH-16   | 7,297.94            | EX-MH-17  | 7,290.10           | 324.2                | 2.42                   | 12.0          | 3.13            | 73.087     | 2,486.514                  | 14.1    | 2.9     |
| EX-17 | EX-MH-17   | 7,290.05            | EX-MH-18  | 7,281.89           | 341.6                | 2.39                   | 12.0          | 3.12            | 73.087     | 2,471.272                  | 14.2    | 3.0     |
| EX-18 | EX-MH-18   | 7,281.71            | EX-MH-19  | 7,269.65           | 313.5                | 3.85                   | 12.0          | 3.69            | 73.087     | 3,136.283                  | 13.5    | 2.3     |
| EX-19 | EX-MH-19   | 7,268.73            | EX-MH-20  | 7,266.55           | 89.2                 | 2.44                   | 18.0          | 3.21            | 93.587     | 7,371.371                  | 11.2    | 1.3     |
| EX-20 | EX-MH-20   | 7,266.55            | EX-MH-21  | 7,259.09           | 318.2                | 2.34                   | 18.0          | 3.16            | 93.962     | 7,218.392                  | 12.3    | 1.3     |
| EX-21 | EX-MH-21   | 7,259.08            | EX-MH-22  | 7,258.46           | 380.5                | 0.16                   | 24.0          | 1.20            | 94.087     | 4,098.568                  | 9.1     | 2.3     |
| EX-22 | EX-MH-22   | 7,258.37            | EX-MH-23  | 7,257.67           | 382.7                | 0.18                   | 24.0          | 1.25            | 94.087     | 4,342.535                  | 9.0     | 2.2     |
| EX-23 | EX-MH-23   | 7,257.61            | EX-MH-24  | 7,257.13           | 292.8                | 0.16                   | 24.0          | 1.20            | 94.087     | 4,110.594                  | 9.1     | 2.3     |
| EX-24 | EX-MH-24   | 7,256.94            | EX-MH-25  | 7,256.51           | 298.3                | 0.14                   | 24.0          | 1.15            | 94.087     | 3,854.515                  | 9.8     | 2.4     |
| EX-25 | EX-MH-25   | 7,256.47            | EX-MH-26  | 7,256.17           | 219.2                | 0.14                   | 24.0          | 1.13            | 94.087     | 3,755.845                  | 10.2    | 2.5     |
| EX-26 | EX-MH-26   | 7,256.10            | EX-MH-27  | 7,255.90           | 300.5                | 0.07                   | 24.0          | 0.88            | 94.087     | 2,619.162                  | 10.4    | 3.6     |
| EX-27 | EX-MH-27   | 7,255.81            | EX-MH-28  | 7,255.44           | 339.1                | 0.11                   | 24.0          | 1.04            | 94.087     | 3,353.789                  | 10.7    | 2.8     |
| EX-28 | EX-MH-28   | 7,255.41            | EX-MH-29  | 7,255.03           | 336.7                | 0.11                   | 24.0          | 1.05            | 94.087     | 3,411.104                  | 9.6     | 2.8     |
| EX-29 | EX-MH-29   | 7,254.83            | EX-MH-30  | 7,254.58           | 162.2                | 0.15                   | 24.0          | 1.18            | 94.087     | 3,986.430                  | 10.8    | 2.4     |
| EX-30 | EX-MH-30   | 7,254.58            | EX-MH-31  | 7,254.25           | 253.7                | 0.13                   | 24.0          | 1.11            | 94.087     | 3,662.115                  | 11.5    | 2.6     |
| EX-31 | EX-MH-31   | 7,254.27            | EX-MH-32  | 7,254.02           | 180.2                | 0.14                   | 24.0          | 1.13            | 94.087     | 3,781.360                  | 9.3     | 2.5     |
| EX-32 | EX-MH-32   | 7,253.85            | EX-MH-33  | 7,253.43           | 106.5                | 0.39                   | 24.0          | 1.63            | 94.087     | 6,376.658                  | 8.1     | 1.5     |
| EX-33 | EX-MH-33   | 7,253.32            | EX-MH-34  | 7,252.87           | 473.2                | 0.10                   | 24.0          | 0.99            | 94.087     | 3,131.053                  | 9.9     | 3.0     |
| EX-34 | EX-MH-34   | 7,252.78            | EX-MH-35  | 7,252.25           | 251.0                | 0.21                   | 24.0          | 1.31            | 94.087     | 4,665.857                  | 8.8     | 2.0     |
| EX-35 | EX-MH-35   | 7,252.12            | EX-MH-36  | 7,251.69           | 405.8                | 0.11                   | 24.0          | 1.03            | 94.087     | 3,305.006                  | 9.7     | 2.8     |
| EX-36 | EX-MH-36   | 7,251.63            | EX-MH-37  | 7,251.36           | 139.5                | 0.19                   | 24.0          | 1.27            | 94.087     | 4,466.226                  | 8.9     | 2.1     |
| EX-37 | EX-MH-37   | 7,251.25            | EX-MH-38  | 7,250.94           | 252.6                | 0.12                   | 24.0          | 1.09            | 94.087     | 3,556.912                  | 9.7     | 2.6     |
| EX-38 | EX-MH-38   | 7,250.91            | EX-MH-39  | 7,250.57           | 155.4                | 0.22                   | 24.0          | 1.33            | 94.087     | 4,748.435                  | 11.6    | 2.0     |
| EX-39 | EX-MH-39   | 7,250.62            | EX-MH-40  | 7,250.05           | 413.4                | 0.14                   | 24.0          | 1.13            | 94.087     | 3,770.011                  | 13.7    | 2.5     |
| EX-40 | EX-MH-40   | 7,250.03            | EX-MH-41  | 7,250.06           | 149.1                | -0.02                  | 24.0          | 0.07            | 94.087     | 1,440.283                  | 12.6    | 6.5     |
| EX-41 | EX-MH-41   | 7,249.94            | EX-MH-42  | 7,249.67           | 149.6                | 0.18                   | 24.0          | 1.24            | 94.087     | 4,313.441                  | 9.0     | 2.2     |
| EX-42 | EX-MH-42   | 7,249.48            | EX-MH-43  | 7,249.14           | 220.6                | 0.15                   | 24.0          | 1.18            | 94.087     | 3,985.590                  | 9.2     | 2.4     |
| EX-43 | EX-MH-43   | 7,248.99            | EX-MH-44  | 7,248.95           | 165.3                | 0.02                   | 24.0          | 0.61            | 94.087     | 1,579.588                  | 12.0    | 6.0     |
| EX-44 | EX-MH-44   | 7,248.94            | EX-MH-45  | 7,248.50           | 220.0                | 0.20                   | 24.0          | 1.29            | 94.087     | 4,541.108                  | 9.1     | 2.1     |
| EX-45 | EX-MH-45   | 7,248.45            | EX-MH-46  | 7,248.11           | 232.5                | 0.15                   | 24.0          | 1.15            | 94.087     | 3,882.876                  | 10.2    | 2.4     |
| EX-46 | EX-MH-46   | 7,248.07            | EX-MH-47  | 7,247.68           | 387.1                | 0.10                   | 24.0          | 1.01            | 94.087     | 3,222.650                  | 10.0    | 2.9     |
| EX-47 | EX-MH-47   | 7,247.62            | EX-MH-48  | 7,247.27           | 283.6                | 0.12                   | 24.0          | 1.09            | 94.087     | 3,567.049                  | 11.0    | 2.6     |
| EX-48 | EX-MH-48   | 7,247.24            | EX-MH-49  | 7,247.04           | 244.9                | 0.08                   | 24.0          | 0.94            | 94.087     | 2,901.207                  | 10.1    | 3.2     |
| EX-49 | EX-MH-49   | 7,246.92            | EX-MH-50  | 7,246.44           | 345.2                | 0.14                   | 24.0          | 1.13            | 94.087     | 3,786.027                  | 9.3     | 2.5     |
| EX-50 | EX-MH-50   | 7,246.11            | EX-MH-51  | 7,246.10           | 106.8                | 0.01                   | 24.0          | 0.44            | 94.087     | 982.604                    | 16.7    | 9.6     |
| EX-51 | EX-MH-51   | 7,676.39            | EX-MH-52  | 7,666.98           | 197.5                | 4.76                   | 8.0           | 4.97            | 130.269    | 1,183.714                  | 29.9    | 11.0    |
| EX-52 | EX-MH-52   | 7,666.80            | EX-MH-53  | 7,652.99           | 101.7                | 13.57                  | 8.0           | 7.19            | 130.269    | 1,998.165                  | 27.3    | 6.5     |
| EX-53 | EX-MH-53   | 7,652.75            | EX-MH-54  | 7,634.18           | 243.6                | 7.62                   | 8.0           | 5.87            | 130.269    | 1,497.442                  | 28.7    | 8.7     |
| EX-54 | EX-MH-54   | 7,633.53            | EX-MH-55  | 7,602.15           | 250.0                | 12.55                  | 8.0           | 7.00            | 130.394    | 1,921.587                  | 27.5    | 6.8     |
| EX-55 | EX-MH-55   | 7,601.95            | EX-MH-56  | 7,575.81           | 208.2                | 12.55                  | 8.0           | 7.00            | 130.519    | 1,921.427                  | 27.5    | 6.8     |
| EX-56 | EX-MH-56   | 7,575.35            | EX-MH-57  | 7,563.73           | 83.4                 | 13.94                  | 8.0           | 7.27            | 130.894    | 2,024.620                  | 27.3    | 6.5     |
| EX-57 | EX-MH-57   | 7,563.27            | EX-MH-58  | 7,549.98           | 153.0                | 8.69                   | 8.0           | 6.14            | 130.894    | 1,598.442                  | 28.4    | 8.2     |
| EX-58 | EX-MH-58   | 7,549.26            | EX-MH-59  | 7,531.56           | 192.3                | 9.21                   | 8.0           | 6.30            | 131.019    | 1,645.576                  | 28.3    | 8.0     |
| EX-59 | EX-MH-59   | 7,531.29            | EX-MH-60  | 7,511.49           | 282.0                | 7.02                   | 8.0           | 5.71            | 131.269    | 1,437.170                  | 29.0    | 9.1     |
| EX-60 | EX-MH-60   | 7,511.29            | EX-MH-61  | 7,490.19           | 300.7                | 7.02                   | 8.0           | 5.73            | 132.519    | 1,436.510                  | 29.1    | 9.2     |
| EX-61 | EX-MH-61   | 7,489.99            | EX-MH-62  | 7,482.93           | 177.9                | 3.97                   | 8.0           | 4.69            | 132.644    | 1,080.724                  | 30.7    | 12.3    |

# SMR & MCMWSD Sanitary Sewer Model Results

## Average Day Flow - Existing + SMR

Conduit Table - Time: 0.00 hours

| Label | Start Node | Invert (Start) (ft) | Stop Node | Invert (Stop) (ft) | Length (Scaled) (ft) | Slope (Calculated) (%) | Diameter (in) | Velocity (ft/s) | Flow (gpm) | Capacity (Full Flow) (gpm) | d/D (%) | q/Q (%) |
|-------|------------|---------------------|-----------|--------------------|----------------------|------------------------|---------------|-----------------|------------|----------------------------|---------|---------|
| EX-62 | EX-MH-63   | 7,482.73            | EX-MH-64  | 7,477.49           | 131.9                | 3.97                   | 8.0           | 4.69            | 132.769    | 1,080.488                  | 30.7    | 12.3    |
| EX-63 | EX-MH-64   | 7,476.97            | EX-MH-65  | 7,433.51           | 155.8                | 27.89                  | 8.0           | 9.31            | 132.769    | 2,864.254                  | 26.2    | 4.6     |
| EX-64 | EX-MH-65   | 7,432.73            | EX-MH-66  | 7,409.20           | 314.0                | 7.49                   | 8.0           | 5.94            | 138.519    | 1,484.618                  | 29.6    | 9.3     |
| EX-65 | EX-MH-66   | 7,409.00            | EX-MH-67  | 7,405.08           | 265.0                | 1.48                   | 8.0           | 3.33            | 138.644    | 659.577                    | 34.9    | 21.0    |
| EX-66 | EX-MH-67   | 7,404.93            | EX-MH-68  | 7,388.99           | 221.3                | 7.20                   | 8.0           | 5.86            | 138.644    | 1,455.406                  | 29.7    | 9.5     |
| EX-67 | EX-MH-68   | 7,388.62            | EX-MH-69  | 7,374.59           | 287.6                | 4.88                   | 8.0           | 5.09            | 138.894    | 1,197.934                  | 30.8    | 11.6    |
| EX-68 | EX-MH-69   | 7,373.90            | EX-MH-70  | 7,367.55           | 151.9                | 4.18                   | 24.0          | 4.19            | 138.894    | 20,762.074                 | 10.6    | 0.7     |
| EX-69 | EX-MH-70   | 7,367.59            | EX-MH-71  | 7,362.18           | 143.8                | 3.76                   | 24.0          | 4.06            | 141.519    | 19,692.176                 | 7.8     | 0.7     |
| EX-70 | EX-MH-71   | 7,362.06            | EX-MH-72  | 7,352.57           | 295.1                | 3.22                   | 24.0          | 3.84            | 141.519    | 18,207.926                 | 15.1    | 0.8     |
| EX-71 | EX-MH-72   | 7,352.79            | EX-MH-73  | 7,345.66           | 403.1                | 1.77                   | 24.0          | 3.12            | 141.519    | 13,502.816                 | 8.4     | 1.0     |
| EX-72 | EX-MH-73   | 7,345.43            | EX-MH-74  | 7,332.12           | 399.8                | 3.33                   | 24.0          | 3.89            | 141.519    | 18,525.672                 | 7.9     | 0.8     |
| EX-73 | EX-MH-74   | 7,331.97            | EX-MH-75  | 7,326.31           | 407.1                | 1.39                   | 24.0          | 2.87            | 141.519    | 11,972.006                 | 8.6     | 1.2     |
| EX-74 | EX-MH-75   | 7,326.08            | EX-MH-76  | 7,317.02           | 392.5                | 2.31                   | 24.0          | 3.42            | 141.644    | 15,425.524                 | 8.2     | 0.9     |
| EX-75 | EX-MH-76   | 7,316.81            | EX-MH-77  | 7,308.48           | 412.0                | 2.02                   | 24.0          | 3.27            | 141.644    | 14,437.613                 | 8.3     | 1.0     |
| EX-76 | EX-MH-77   | 7,307.80            | EX-MH-78  | 7,296.40           | 378.5                | 3.01                   | 24.0          | 3.76            | 141.644    | 17,621.279                 | 8.0     | 0.8     |
| EX-77 | EX-MH-78   | 7,296.33            | EX-MH-79  | 7,292.35           | 271.3                | 1.47                   | 24.0          | 2.92            | 141.644    | 12,297.138                 | 8.6     | 1.2     |
| EX-78 | EX-MH-79   | 7,292.25            | EX-MH-80  | 7,287.46           | 296.3                | 1.62                   | 24.0          | 3.02            | 141.644    | 12,908.783                 | 8.5     | 1.1     |
| EX-79 | EX-MH-80   | 7,287.39            | EX-MH-81  | 7,284.93           | 164.7                | 1.49                   | 24.0          | 2.94            | 141.644    | 12,406.683                 | 10.4    | 1.1     |
| EX-80 | EX-MH-81   | 7,284.96            | EX-MH-82  | 7,277.44           | 352.2                | 2.14                   | 24.0          | 3.33            | 141.644    | 14,836.461                 | 8.3     | 1.0     |
| EX-81 | EX-MH-82   | 7,277.12            | EX-MH-83  | 7,265.82           | 344.5                | 3.28                   | 24.0          | 3.87            | 141.644    | 18,388.234                 | 7.9     | 0.8     |
| EX-82 | EX-MH-83   | 7,264.26            | EX-MH-84  | 7,260.72           | 116.6                | 3.04                   | 24.0          | 3.77            | 141.644    | 17,691.662                 | 8.0     | 0.8     |
| EX-83 | EX-MH-84   | 7,260.60            | EX-MH-85  | 7,249.10           | 417.2                | 2.76                   | 24.0          | 3.64            | 141.644    | 16,857.139                 | 8.1     | 0.8     |
| EX-84 | EX-MH-85   | 7,249.01            | EX-MH-86  | 7,245.91           | 264.4                | 1.17                   | 24.0          | 2.70            | 141.644    | 10,994.569                 | 17.7    | 1.3     |
| EX-85 | EX-MH-86   | 7,245.87            | EX-MH-87  | 7,245.97           | 217.5                | -0.05                  | 24.0          | 0.17            | 235.731    | 2,177.292                  | 20.1    | 10.8    |
| EX-86 | EX-MH-87   | 7,245.87            | EX-MH-88  | 7,245.61           | 183.0                | 0.14                   | 24.0          | 1.51            | 235.731    | 3,827.429                  | 17.2    | 6.2     |
| EX-87 | EX-MH-88   | 7,245.60            | EX-MH-89  | 7,245.40           | 189.9                | 0.11                   | 24.0          | 1.35            | 235.731    | 3,295.311                  | 17.6    | 7.2     |
| EX-88 | EX-MH-89   | 7,245.35            | EX-MH-90  | 7,245.22           | 187.5                | 0.07                   | 24.0          | 1.17            | 235.731    | 2,673.119                  | 17.2    | 8.8     |
| EX-89 | EX-MH-90   | 7,245.11            | EX-MH-91  | 7,245.00           | 163.7                | 0.07                   | 24.0          | 1.16            | 235.731    | 2,631.898                  | 20.2    | 9.0     |
| EX-90 | EX-MH-91   | 7,244.97            | EX-MH-92  | 7,244.95           | 133.6                | 0.01                   | 24.0          | 0.68            | 235.731    | 1,242.142                  | 17.1    | 19.0    |

# SMR & MCMWSD Sanitary Sewer Model Results

## Max Day Flow - Existing

Property Connection Table - Time: 0.00  
hours

| Label    | Base Flow<br>(gpm) |
|----------|--------------------|
| EX_PC-1  | 0.175              |
| EX_PC-2  | 0.175              |
| EX_PC-3  | 0.175              |
| EX_PC-4  | 0.175              |
| EX_PC-5  | 0.175              |
| EX_PC-6  | 0.175              |
| EX_PC-7  | 0.175              |
| EX_PC-8  | 0.175              |
| EX_PC-9  | 0.175              |
| EX_PC-10 | 0.175              |
| EX_PC-11 | 0.175              |
| EX_PC-12 | 0.175              |
| EX_PC-13 | 0.175              |
| EX_PC-14 | 0.175              |
| EX_PC-15 | 0.175              |
| EX_PC-16 | 0.175              |
| EX_PC-17 | 0.175              |
| EX_PC-18 | 0.175              |
| EX_PC-19 | 0.175              |
| EX_PC-20 | 0.175              |
| EX_PC-21 | 0.175              |
| EX_PC-22 | 0.175              |
| EX_PC-23 | 0.175              |
| EX_PC-24 | 0.175              |
| EX_PC-25 | 0.175              |
| EX_PC-26 | 0.175              |
| EX_PC-27 | 0.175              |
| EX_PC-28 | 0.175              |
| EX_PC-29 | 0.175              |
| EX_PC-30 | 0.175              |
| EX_PC-31 | 0.175              |
| EX_PC-32 | 0.175              |
| EX_PC-33 | 0.175              |
| EX_PC-34 | 0.175              |
| EX_PC-35 | 0.175              |
| EX_PC-36 | 0.175              |
| EX_PC-37 | 0.175              |
| EX_PC-38 | 0.175              |
| EX_PC-39 | 0.175              |
| EX_PC-40 | 0.175              |
| EX_PC-41 | 0.175              |
| EX_PC-42 | 0.175              |
| EX_PC-43 | 0.175              |
| EX_PC-44 | 0.175              |
| EX_PC-45 | 0.175              |
| EX_PC-46 | 0.175              |
| EX_PC-47 | 0.175              |
| EX_PC-48 | 0.175              |
| EX_PC-49 | 0.175              |
| EX_PC-50 | 0.175              |
| EX_PC-51 | 0.175              |
| EX_PC-52 | 0.175              |
| EX_PC-53 | 0.175              |
| EX_PC-54 | 0.175              |
| EX_PC-55 | 0.175              |
| EX_PC-56 | 0.175              |



# SMR & MCMWSD Sanitary Sewer Model Results

## Max Day Flow - Existing

Property Connection Table - Time: 0.00  
hours

| Label     | Base Flow<br>(gpm) |
|-----------|--------------------|
| EX_PC-57  | 0.175              |
| EX_PC-58  | 0.175              |
| EX_PC-59  | 0.175              |
| EX_PC-60  | 0.175              |
| EX_PC-61  | 0.175              |
| EX_PC-62  | 0.175              |
| EX_PC-63  | 0.175              |
| EX_PC-64  | 0.175              |
| EX_PC-65  | 0.175              |
| EX_PC-66  | 0.175              |
| EX_PC-67  | 0.175              |
| EX_PC-68  | 0.175              |
| EX_PC-69  | 0.175              |
| EX_PC-70  | 0.175              |
| EX_PC-71  | 0.175              |
| EX_PC-72  | 0.175              |
| EX_PC-73  | 0.175              |
| EX_PC-74  | 0.175              |
| EX_PC-75  | 0.175              |
| EX_PC-76  | 0.175              |
| EX_PC-77  | 0.175              |
| EX_PC-78  | 0.175              |
| EX_PC-79  | 0.175              |
| EX_PC-80  | 0.175              |
| EX_PC-81  | 0.175              |
| EX_PC-82  | 0.175              |
| EX_PC-83  | 0.175              |
| EX_PC-84  | 0.175              |
| EX_PC-85  | 0.175              |
| EX_PC-86  | 0.175              |
| EX_PC-87  | 0.175              |
| EX_PC-88  | 0.175              |
| EX_PC-89  | 0.175              |
| EX_PC-90  | 0.175              |
| EX_PC-91  | 0.175              |
| EX_PC-92  | 0.175              |
| EX_PC-93  | 0.175              |
| EX_PC-94  | 0.175              |
| EX_PC-95  | 0.175              |
| EX_PC-96  | 0.175              |
| EX_PC-97  | 0.175              |
| EX_PC-98  | 0.175              |
| EX_PC-99  | 0.175              |
| EX_PC-100 | 0.175              |
| EX_PC-101 | 0.175              |
| EX_PC-102 | 0.175              |
| EX_PC-103 | 0.175              |
| EX_PC-104 | 0.175              |
| EX_PC-105 | 0.175              |
| EX_PC-106 | 0.175              |
| EX_PC-107 | 0.175              |
| EX_PC-108 | 0.175              |
| EX_PC-109 | 0.175              |
| EX_PC-110 | 0.175              |
| EX_PC-111 | 0.175              |
| EX_PC-112 | 0.175              |

# SMR & MCMWSD Sanitary Sewer Model Results

## Max Day Flow - Existing

Property Connection Table - Time: 0.00  
hours

| Label     | Base Flow<br>(gpm) |
|-----------|--------------------|
| EX_PC-113 | 0.175              |
| EX_PC-114 | 0.175              |
| EX_PC-115 | 0.175              |
| EX_PC-116 | 0.175              |
| EX_PC-117 | 0.175              |
| EX_PC-118 | 0.175              |
| EX_PC-119 | 0.175              |
| EX_PC-120 | 0.175              |
| EX_PC-121 | 0.175              |
| EX_PC-122 | 0.175              |
| EX_PC-123 | 0.175              |
| EX_PC-124 | 0.175              |
| EX_PC-125 | 0.175              |
| EX_PC-126 | 0.175              |
| EX_PC-127 | 0.175              |
| EX_PC-128 | 0.175              |
| EX_PC-129 | 0.175              |
| EX_PC-130 | 0.175              |
| EX_PC-131 | 0.175              |
| EX_PC-132 | 0.175              |
| EX_PC-133 | 0.175              |
| EX_PC-134 | 0.175              |
| EX_PC-135 | 0.175              |
| EX_PC-136 | 0.175              |
| EX_PC-137 | 0.175              |
| EX_PC-138 | 0.175              |
| EX_PC-139 | 0.175              |
| EX_PC-140 | 0.175              |
| EX_PC-141 | 0.175              |
| EX_PC-142 | 0.175              |
| EX_PC-143 | 0.175              |
| EX_PC-144 | 0.175              |
| EX_PC-145 | 0.175              |
| EX_PC-146 | 0.175              |
| EX_PC-147 | 0.175              |
| EX_PC-148 | 0.175              |
| EX_PC-149 | 0.175              |
| EX_PC-150 | 0.175              |
| EX_PC-151 | 0.175              |
| EX_PC-152 | 0.175              |
| EX_PC-153 | 0.175              |
| EX_PC-154 | 0.175              |
| EX_PC-155 | 0.175              |
| EX_PC-156 | 0.175              |
| EX_PC-157 | 0.175              |
| EX_PC-158 | 0.175              |
| EX_PC-159 | 0.175              |
| EX_PC-160 | 0.175              |
| EX_PC-161 | 0.175              |
| EX_PC-162 | 0.175              |
| EX_PC-163 | 0.175              |
| EX_PC-164 | 0.175              |
| EX_PC-165 | 0.175              |
| EX_PC-166 | 0.175              |
| EX_PC-167 | 0.175              |
| EX_PC-168 | 0.175              |

# SMR & MCMWSD Sanitary Sewer Model Results

## Max Day Flow - Existing

Property Connection Table - Time: 0.00  
hours

| Label     | Base Flow<br>(gpm) |
|-----------|--------------------|
| EX_PC-169 | 0.175              |
| EX_PC-170 | 0.175              |
| EX_PC-171 | 0.175              |
| EX_PC-172 | 0.175              |
| EX_PC-173 | 0.175              |
| EX_PC-174 | 0.175              |
| EX_PC-175 | 0.175              |
| EX_PC-176 | 0.175              |
| EX_PC-177 | 0.175              |
| EX_PC-178 | 0.175              |
| EX_PC-179 | 0.175              |
| EX_PC-180 | 0.175              |
| EX_PC-181 | 0.175              |
| EX_PC-182 | 0.175              |
| EX_PC-183 | 0.175              |
| EX_PC-184 | 0.175              |
| EX_PC-185 | 0.175              |
| EX_PC-186 | 0.175              |
| EX_PC-187 | 0.175              |
| EX_PC-188 | 0.175              |
| EX_PC-189 | 0.175              |
| EX_PC-190 | 0.175              |
| EX_PC-191 | 0.175              |
| EX_PC-192 | 0.175              |
| EX_PC-193 | 0.175              |
| EX_PC-194 | 0.175              |
| EX_PC-195 | 0.175              |
| EX_PC-196 | 0.175              |
| EX_PC-197 | 0.175              |
| EX_PC-198 | 0.175              |
| EX_PC-199 | 0.175              |
| EX_PC-200 | 0.175              |
| EX_PC-201 | 0.175              |
| EX_PC-202 | 0.175              |
| EX_PC-203 | 0.175              |
| EX_PC-204 | 0.175              |
| EX_PC-205 | 0.175              |
| EX_PC-206 | 0.175              |
| EX_PC-207 | 0.175              |
| EX_PC-208 | 0.175              |
| EX_PC-209 | 0.175              |
| EX_PC-210 | 0.175              |
| EX_PC-211 | 0.175              |
| EX_PC-212 | 1.050              |
| EX_PC-213 | 1.050              |
| EX_PC-214 | 1.050              |
| EX_PC-215 | 1.050              |
| EX_PC-216 | 1.050              |
| EX_PC-217 | 1.050              |
| EX_PC-218 | 1.050              |
| EX_PC-219 | 1.050              |
| EX_PC-220 | 1.050              |
| EX_PC-221 | 1.050              |
| EX_PC-222 | 1.050              |
| EX_PC-223 | 1.050              |
| EX_PC-224 | 1.050              |



# SMR & MCMWSD Sanitary Sewer Model Results

## Max Day Flow - Existing

Property Connection Table - Time: 0.00  
hours

| Label     | Base Flow<br>(gpm) |
|-----------|--------------------|
| EX_PC-225 | 1.050              |
| EX_PC-226 | 1.050              |
| EX_PC-227 | 1.050              |
| EX_PC-228 | 1.050              |
| EX_PC-229 | 1.225              |
| EX_PC-230 | 1.225              |
| EX_PC-231 | 1.050              |
| EX_PC-232 | 7.175              |
| EX_PC-233 | 0.175              |
| EX_PC-234 | 0.175              |
| EX_PC-235 | 0.175              |
| EX_PC-236 | 0.175              |
| EX_PC-237 | 0.175              |
| EX_PC-238 | 0.175              |
| EX_PC-239 | 0.175              |
| EX_PC-240 | 0.175              |
| EX_PC-241 | 0.175              |
| EX_PC-242 | 0.175              |
| EX_PC-243 | 0.175              |
| EX_PC-244 | 0.175              |
| EX_PC-245 | 0.175              |
| EX_PC-246 | 0.175              |
| EX_PC-247 | 0.175              |
| EX_PC-248 | 0.175              |
| EX_PC-249 | 0.175              |
| EX_PC-250 | 0.175              |
| EX_PC-251 | 0.175              |
| EX_PC-252 | 0.175              |
| EX_PC-253 | 0.175              |
| EX_PC-254 | 0.175              |

# SMR & MCMWSD Sanitary Sewer Model Results

## Max Day Flow - Existing

Lateral Table - Time: 0.00 hours

| Label   | Start Node | Stop Node |
|---------|------------|-----------|
| L-EX-1  | EX_PC-80   | EX-MH-9   |
| L-EX-2  | EX_PC-81   | EX-MH-9   |
| L-EX-3  | EX_PC-82   | EX-MH-9   |
| L-EX-4  | EX_PC-79   | EX-MH-9   |
| L-EX-5  | EX_PC-83   | EX-MH-9   |
| L-EX-6  | EX_PC-78   | EX-MH-9   |
| L-EX-7  | EX_PC-84   | EX-MH-9   |
| L-EX-8  | EX_PC-77   | EX-MH-9   |
| L-EX-9  | EX_PC-85   | EX-MH-9   |
| L-EX-10 | EX_PC-76   | EX-MH-9   |
| L-EX-11 | EX_PC-86   | EX-MH-9   |
| L-EX-12 | EX_PC-75   | EX-MH-9   |
| L-EX-13 | EX_PC-74   | EX-MH-9   |
| L-EX-14 | EX_PC-87   | EX-MH-9   |
| L-EX-15 | EX_PC-73   | EX-MH-9   |
| L-EX-16 | EX_PC-88   | EX-MH-9   |
| L-EX-17 | EX_PC-89   | EX-MH-9   |
| L-EX-18 | EX_PC-90   | EX-MH-9   |
| L-EX-19 | EX_PC-91   | EX-MH-9   |
| L-EX-20 | EX_PC-94   | EX-MH-10  |
| L-EX-21 | EX_PC-93   | EX-MH-10  |
| L-EX-22 | EX_PC-92   | EX-MH-10  |
| L-EX-23 | EX_PC-98   | EX-MH-10  |
| L-EX-24 | EX_PC-97   | EX-MH-10  |
| L-EX-25 | EX_PC-96   | EX-MH-12  |
| L-EX-26 | EX_PC-95   | EX-MH-12  |
| L-EX-27 | EX_PC-232  | EX-MH-13  |
| L-EX-28 | EX_PC-210  | EX-MH-15  |
| L-EX-29 | EX_PC-211  | EX-MH-15  |
| L-EX-30 | EX_PC-227  | EX-MH-19  |
| L-EX-31 | EX_PC-228  | EX-MH-19  |
| L-EX-32 | EX_PC-229  | EX-MH-19  |
| L-EX-33 | EX_PC-231  | EX-MH-19  |
| L-EX-34 | EX_PC-147  | EX-MH-20  |
| L-EX-35 | EX_PC-146  | EX-MH-20  |
| L-EX-36 | EX_PC-145  | EX-MH-20  |
| L-EX-37 | EX_PC-144  | EX-MH-19  |
| L-EX-38 | EX_PC-148  | EX-MH-21  |
| L-EX-39 | EX_PC-143  | EX-MH-19  |
| L-EX-40 | EX_PC-140  | EX-MH-19  |
| L-EX-41 | EX_PC-139  | EX-MH-19  |
| L-EX-42 | EX_PC-138  | EX-MH-19  |
| L-EX-43 | EX_PC-137  | EX-MH-19  |
| L-EX-44 | EX_PC-135  | EX-MH-19  |
| L-EX-45 | EX_PC-134  | EX-MH-19  |
| L-EX-46 | EX_PC-133  | EX-MH-19  |
| L-EX-47 | EX_PC-128  | EX-MH-19  |
| L-EX-48 | EX_PC-129  | EX-MH-19  |
| L-EX-49 | EX_PC-130  | EX-MH-19  |
| L-EX-50 | EX_PC-131  | EX-MH-19  |
| L-EX-51 | EX_PC-132  | EX-MH-19  |
| L-EX-52 | EX_PC-136  | EX-MH-19  |
| L-EX-53 | EX_PC-141  | EX-MH-19  |
| L-EX-54 | EX_PC-142  | EX-MH-19  |
| L-EX-55 | EX_PC-151  | EX-MH-19  |
| L-EX-56 | EX_PC-149  | EX-MH-19  |
| L-EX-57 | EX_PC-166  | EX-MH-19  |
| L-EX-58 | EX_PC-164  | EX-MH-19  |

# SMR & MCMWSD Sanitary Sewer Model Results

## Max Day Flow - Existing

Lateral Table - Time: 0.00 hours

| Label    | Start Node | Stop Node |
|----------|------------|-----------|
| L-EX-59  | EX_PC-153  | EX-MH-19  |
| L-EX-60  | EX_PC-165  | EX-MH-19  |
| L-EX-61  | EX_PC-154  | EX-MH-19  |
| L-EX-62  | EX_PC-158  | EX-MH-19  |
| L-EX-63  | EX_PC-159  | EX-MH-19  |
| L-EX-64  | EX_PC-150  | EX-MH-19  |
| L-EX-65  | EX_PC-152  | EX-MH-19  |
| L-EX-66  | EX_PC-155  | EX-MH-19  |
| L-EX-67  | EX_PC-156  | EX-MH-19  |
| L-EX-68  | EX_PC-157  | EX-MH-19  |
| L-EX-69  | EX_PC-160  | EX-MH-19  |
| L-EX-70  | EX_PC-161  | EX-MH-19  |
| L-EX-71  | EX_PC-162  | EX-MH-19  |
| L-EX-72  | EX_PC-183  | EX-MH-19  |
| L-EX-73  | EX_PC-163  | EX-MH-19  |
| L-EX-74  | EX_PC-180  | EX-MH-19  |
| L-EX-75  | EX_PC-179  | EX-MH-19  |
| L-EX-76  | EX_PC-182  | EX-MH-19  |
| L-EX-77  | EX_PC-181  | EX-MH-19  |
| L-EX-78  | EX_PC-167  | EX-MH-19  |
| L-EX-79  | EX_PC-178  | EX-MH-19  |
| L-EX-80  | EX_PC-177  | EX-MH-19  |
| L-EX-81  | EX_PC-176  | EX-MH-19  |
| L-EX-82  | EX_PC-175  | EX-MH-19  |
| L-EX-83  | EX_PC-174  | EX-MH-19  |
| L-EX-84  | EX_PC-168  | EX-MH-19  |
| L-EX-85  | EX_PC-170  | EX-MH-19  |
| L-EX-86  | EX_PC-173  | EX-MH-19  |
| L-EX-87  | EX_PC-169  | EX-MH-19  |
| L-EX-88  | EX_PC-171  | EX-MH-19  |
| L-EX-89  | EX_PC-172  | EX-MH-19  |
| L-EX-90  | EX_PC-113  | EX-MH-19  |
| L-EX-91  | EX_PC-112  | EX-MH-19  |
| L-EX-92  | EX_PC-111  | EX-MH-19  |
| L-EX-93  | EX_PC-110  | EX-MH-19  |
| L-EX-94  | EX_PC-109  | EX-MH-19  |
| L-EX-95  | EX_PC-108  | EX-MH-19  |
| L-EX-96  | EX_PC-107  | EX-MH-19  |
| L-EX-97  | EX_PC-106  | EX-MH-19  |
| L-EX-98  | EX_PC-105  | EX-MH-19  |
| L-EX-99  | EX_PC-103  | EX-MH-19  |
| L-EX-100 | EX_PC-102  | EX-MH-19  |
| L-EX-101 | EX_PC-104  | EX-MH-19  |
| L-EX-102 | EX_PC-101  | EX-MH-19  |
| L-EX-103 | EX_PC-100  | EX-MH-19  |
| L-EX-104 | EX_PC-99   | EX-MH-19  |
| L-EX-105 | EX_PC-114  | EX-MH-19  |
| L-EX-106 | EX_PC-115  | EX-MH-19  |
| L-EX-107 | EX_PC-116  | EX-MH-19  |
| L-EX-108 | EX_PC-117  | EX-MH-19  |
| L-EX-109 | EX_PC-118  | EX-MH-19  |
| L-EX-110 | EX_PC-119  | EX-MH-19  |
| L-EX-111 | EX_PC-120  | EX-MH-19  |
| L-EX-112 | EX_PC-121  | EX-MH-19  |
| L-EX-113 | EX_PC-122  | EX-MH-19  |
| L-EX-114 | EX_PC-124  | EX-MH-19  |
| L-EX-115 | EX_PC-125  | EX-MH-19  |
| L-EX-116 | EX_PC-126  | EX-MH-19  |



# SMR & MCMWSD Sanitary Sewer Model Results

## Max Day Flow - Existing

Lateral Table - Time: 0.00 hours

| Label    | Start Node | Stop Node |
|----------|------------|-----------|
| L-EX-117 | EX_PC-127  | EX-MH-19  |
| L-EX-118 | EX_PC-191  | EX-MH-19  |
| L-EX-119 | EX_PC-189  | EX-MH-19  |
| L-EX-120 | EX_PC-186  | EX-MH-19  |
| L-EX-121 | EX_PC-185  | EX-MH-19  |
| L-EX-122 | EX_PC-184  | EX-MH-19  |
| L-EX-123 | EX_PC-187  | EX-MH-19  |
| L-EX-124 | EX_PC-188  | EX-MH-19  |
| L-EX-125 | EX_PC-190  | EX-MH-19  |
| L-EX-126 | EX_PC-192  | EX-MH-19  |
| L-EX-127 | EX_PC-194  | EX-MH-19  |
| L-EX-128 | EX_PC-193  | EX-MH-19  |
| L-EX-129 | EX_PC-195  | EX-MH-19  |
| L-EX-130 | EX_PC-196  | EX-MH-19  |
| L-EX-131 | EX_PC-197  | EX-MH-19  |
| L-EX-132 | EX_PC-198  | EX-MH-19  |
| L-EX-133 | EX_PC-199  | EX-MH-19  |
| L-EX-134 | EX_PC-202  | EX-MH-19  |
| L-EX-135 | EX_PC-203  | EX-MH-19  |
| L-EX-136 | EX_PC-204  | EX-MH-19  |
| L-EX-137 | EX_PC-205  | EX-MH-19  |
| L-EX-138 | EX_PC-206  | EX-MH-19  |
| L-EX-139 | EX_PC-207  | EX-MH-19  |
| L-EX-140 | EX_PC-209  | EX-MH-19  |
| L-EX-141 | EX_PC-201  | EX-MH-19  |
| L-EX-142 | EX_PC-200  | EX-MH-19  |
| L-EX-143 | EX_PC-208  | EX-MH-19  |
| L-EX-144 | EX_PC-63   | EX-MH-52  |
| L-EX-145 | EX_PC-60   | EX-MH-52  |
| L-EX-146 | EX_PC-59   | Tap-575   |
| L-EX-147 | EX_PC-57   | EX-MH-57  |
| L-EX-148 | EX_PC-56   | EX-MH-57  |
| L-EX-149 | EX_PC-55   | EX-MH-57  |
| L-EX-150 | EX_PC-68   | EX-MH-61  |
| L-EX-151 | EX_PC-67   | EX-MH-61  |
| L-EX-152 | EX_PC-69   | EX-MH-61  |
| L-EX-153 | EX_PC-70   | EX-MH-61  |
| L-EX-154 | EX_PC-71   | EX-MH-61  |
| L-EX-155 | EX_PC-72   | EX-MH-61  |
| L-EX-156 | EX_PC-58   | EX-MH-61  |
| L-EX-157 | EX_PC-54   | EX-MH-55  |
| L-EX-158 | EX_PC-46   | EX-MH-56  |
| L-EX-159 | EX_PC-48   | EX-MH-60  |
| L-EX-160 | EX_PC-53   | Tap-576   |
| L-EX-161 | EX_PC-52   | EX-MH-62  |
| L-EX-162 | EX_PC-51   | Tap-577   |
| L-EX-163 | EX_PC-50   | EX-MH-65  |
| L-EX-164 | EX_PC-49   | EX-MH-65  |
| L-EX-165 | EX_PC-47   | EX-MH-60  |
| L-EX-166 | EX_PC-29   | EX-MH-65  |
| L-EX-167 | EX_PC-28   | EX-MH-65  |
| L-EX-168 | EX_PC-30   | EX-MH-65  |
| L-EX-169 | EX_PC-37   | EX-MH-65  |
| L-EX-170 | EX_PC-36   | EX-MH-65  |
| L-EX-171 | EX_PC-35   | EX-MH-65  |
| L-EX-172 | EX_PC-34   | EX-MH-65  |
| L-EX-173 | EX_PC-33   | EX-MH-65  |
| L-EX-174 | EX_PC-32   | EX-MH-65  |

# SMR & MCMWSD Sanitary Sewer Model Results

## Max Day Flow - Existing

Lateral Table - Time: 0.00 hours

| Label    | Start Node | Stop Node |
|----------|------------|-----------|
| L-EX-175 | EX_PC-38   | EX-MH-65  |
| L-EX-176 | EX_PC-39   | EX-MH-65  |
| L-EX-177 | EX_PC-40   | EX-MH-65  |
| L-EX-178 | EX_PC-41   | EX-MH-65  |
| L-EX-179 | EX_PC-42   | EX-MH-65  |
| L-EX-180 | EX_PC-25   | EX-MH-65  |
| L-EX-181 | EX_PC-24   | EX-MH-65  |
| L-EX-182 | EX_PC-19   | EX-MH-65  |
| L-EX-183 | EX_PC-18   | EX-MH-65  |
| L-EX-184 | EX_PC-23   | EX-MH-65  |
| L-EX-185 | EX_PC-22   | EX-MH-65  |
| L-EX-186 | EX_PC-31   | EX-MH-65  |
| L-EX-187 | EX_PC-26   | EX-MH-65  |
| L-EX-188 | EX_PC-21   | EX-MH-65  |
| L-EX-189 | EX_PC-20   | EX-MH-65  |
| L-EX-190 | EX_PC-17   | EX-MH-65  |
| L-EX-191 | EX_PC-16   | EX-MH-65  |
| L-EX-192 | EX_PC-27   | EX-MH-65  |
| L-EX-193 | EX_PC-13   | EX-MH-65  |
| L-EX-194 | EX_PC-15   | EX-MH-65  |
| L-EX-195 | EX_PC-14   | EX-MH-65  |
| L-EX-196 | EX_PC-12   | EX-MH-65  |
| L-EX-197 | EX_PC-10   | EX-MH-65  |
| L-EX-198 | EX_PC-11   | EX-MH-65  |
| L-EX-199 | EX_PC-8    | EX-MH-65  |
| L-EX-200 | EX_PC-7    | EX-MH-65  |
| L-EX-201 | EX_PC-6    | EX-MH-65  |
| L-EX-202 | EX_PC-9    | EX-MH-65  |
| L-EX-203 | EX_PC-5    | EX-MH-65  |
| L-EX-204 | EX_PC-3    | EX-MH-65  |
| L-EX-205 | EX_PC-2    | EX-MH-65  |
| L-EX-206 | EX_PC-4    | EX-MH-65  |
| L-EX-207 | EX_PC-1    | EX-MH-65  |
| L-EX-208 | EX_PC-61   | EX-MH-65  |
| L-EX-209 | EX_PC-62   | EX-MH-65  |
| L-EX-210 | EX_PC-43   | Tap-579   |
| L-EX-211 | EX_PC-44   | EX-MH-68  |
| L-EX-212 | EX_PC-45   | Tap-580   |
| L-EX-213 | EX_PC-64   | Tap-581   |
| L-EX-214 | EX_PC-65   | Tap-582   |
| L-EX-215 | EX_PC-66   | Tap-583   |
| L-EX-216 | EX_PC-233  | EX-MH-75  |
| L-EX-217 | EX_PC-253  | EX-MH-70  |
| L-EX-218 | EX_PC-252  | EX-MH-70  |
| L-EX-219 | EX_PC-251  | EX-MH-70  |
| L-EX-220 | EX_PC-254  | EX-MH-70  |
| L-EX-221 | EX_PC-237  | EX-MH-70  |
| L-EX-222 | EX_PC-249  | EX-MH-70  |
| L-EX-223 | EX_PC-250  | EX-MH-70  |
| L-EX-224 | EX_PC-241  | EX-MH-70  |
| L-EX-225 | EX_PC-240  | EX-MH-70  |
| L-EX-226 | EX_PC-236  | EX-MH-70  |
| L-EX-227 | EX_PC-239  | EX-MH-70  |
| L-EX-228 | EX_PC-245  | EX-MH-70  |
| L-EX-229 | EX_PC-244  | EX-MH-70  |
| L-EX-230 | EX_PC-247  | EX-MH-70  |
| L-EX-231 | EX_PC-246  | EX-MH-70  |
| L-EX-232 | EX_PC-248  | EX-MH-70  |

# SMR & MCMWSD Sanitary Sewer Model Results

## Max Day Flow - Existing

Lateral Table - Time: 0.00 hours

| Label    | Start Node | Stop Node |
|----------|------------|-----------|
| L-EX-233 | EX_PC-243  | EX-MH-70  |
| L-EX-234 | EX_PC-242  | EX-MH-70  |
| L-EX-235 | EX_PC-238  | EX-MH-70  |
| L-EX-236 | EX_PC-235  | EX-MH-70  |
| L-EX-237 | EX_PC-234  | EX-MH-70  |
| L-EX-238 | EX_PC-230  | EX-MH-19  |
| L-EX-239 | EX_PC-123  | EX-MH-19  |
| L-EX-240 | EX_PC-226  | EX-MH-1   |
| L-EX-241 | EX_PC-225  | EX-MH-1   |
| L-EX-242 | EX_PC-212  | EX-MH-1   |
| L-EX-243 | EX_PC-213  | EX-MH-1   |
| L-EX-244 | EX_PC-214  | EX-MH-1   |
| L-EX-245 | EX_PC-216  | EX-MH-1   |
| L-EX-246 | EX_PC-221  | EX-MH-1   |
| L-EX-247 | EX_PC-217  | EX-MH-1   |
| L-EX-248 | EX_PC-218  | EX-MH-1   |
| L-EX-249 | EX_PC-219  | EX-MH-1   |
| L-EX-250 | EX_PC-220  | EX-MH-1   |
| L-EX-251 | EX_PC-222  | EX-MH-1   |
| L-EX-252 | EX_PC-223  | EX-MH-1   |
| L-EX-253 | EX_PC-215  | EX-MH-1   |
| L-EX-254 | EX_PC-224  | EX-MH-1   |

# SMR & MCMWSD Sanitary Sewer Model Results

## Max Day Flow - Existing

Manhole Table - Time: 0.00 hours

| Label    | Elevation<br>(Rim)<br>(ft) | Elevation<br>(Invert)<br>(ft) | Flow (Total In)<br>(gpm) | Flow (Total Out)<br>(gpm) |
|----------|----------------------------|-------------------------------|--------------------------|---------------------------|
| EX-MH-1  | 7,479.02                   | 7,470.62                      | 15.750                   | 15.750                    |
| EX-MH-2  | 7,460.48                   | 7,454.20                      | 15.750                   | 15.750                    |
| EX-MH-3  | 7,459.57                   | 7,449.71                      | 15.750                   | 15.750                    |
| EX-MH-4  | 7,456.86                   | 7,445.96                      | 15.750                   | 15.750                    |
| EX-MH-5  | 7,435.89                   | 7,427.32                      | 15.750                   | 15.750                    |
| EX-MH-6  | 7,436.56                   | 7,424.33                      | 15.750                   | 15.750                    |
| EX-MH-7  | 7,399.47                   | 7,389.62                      | 15.750                   | 15.750                    |
| EX-MH-8  | 7,377.47                   | 7,364.13                      | 15.750                   | 15.750                    |
| EX-MH-9  | 7,367.79                   | 7,360.22                      | 19.075                   | 19.075                    |
| EX-MH-10 | 7,354.16                   | 7,345.55                      | 19.950                   | 19.950                    |
| EX-MH-11 | 7,336.69                   | 7,330.52                      | 19.950                   | 19.950                    |
| EX-MH-12 | 7,336.91                   | 7,324.26                      | 20.300                   | 20.300                    |
| EX-MH-13 | 7,322.28                   | 7,315.94                      | 27.475                   | 27.475                    |
| EX-MH-14 | 7,317.21                   | 7,307.92                      | 27.475                   | 27.475                    |
| EX-MH-15 | 7,307.54                   | 7,302.51                      | 27.825                   | 27.825                    |
| EX-MH-16 | 7,307.81                   | 7,297.94                      | 27.825                   | 27.825                    |
| EX-MH-17 | 7,295.38                   | 7,290.05                      | 27.825                   | 27.825                    |
| EX-MH-18 | 7,287.85                   | 7,281.71                      | 27.825                   | 27.825                    |
| EX-MH-19 | 7,280.68                   | 7,268.73                      | 52.150                   | 52.150                    |
| EX-MH-20 | 7,276.97                   | 7,266.55                      | 52.675                   | 52.675                    |
| EX-MH-21 | 7,272.24                   | 7,259.08                      | 52.850                   | 52.850                    |
| EX-MH-22 | 7,264.79                   | 7,258.37                      | 52.850                   | 52.850                    |
| EX-MH-23 | 7,263.91                   | 7,257.61                      | 52.850                   | 52.850                    |
| EX-MH-24 | 7,268.30                   | 7,256.94                      | 52.850                   | 52.850                    |
| EX-MH-25 | 7,265.99                   | 7,256.47                      | 52.850                   | 52.850                    |
| EX-MH-26 | 7,262.82                   | 7,256.10                      | 52.850                   | 52.850                    |
| EX-MH-27 | 7,262.31                   | 7,255.81                      | 52.850                   | 52.850                    |
| EX-MH-28 | 7,264.68                   | 7,255.41                      | 52.850                   | 52.850                    |
| EX-MH-29 | 7,265.18                   | 7,254.83                      | 52.850                   | 52.850                    |
| EX-MH-30 | 7,261.36                   | 7,254.58                      | 52.850                   | 52.850                    |
| EX-MH-31 | 7,260.83                   | 7,254.27                      | 52.850                   | 52.850                    |
| EX-MH-32 | 7,262.85                   | 7,253.85                      | 52.850                   | 52.850                    |
| EX-MH-33 | 7,259.92                   | 7,253.32                      | 52.850                   | 52.850                    |
| EX-MH-34 | 7,259.78                   | 7,252.78                      | 52.850                   | 52.850                    |
| EX-MH-35 | 7,259.55                   | 7,252.12                      | 52.850                   | 52.850                    |
| EX-MH-36 | 7,258.36                   | 7,251.63                      | 52.850                   | 52.850                    |
| EX-MH-37 | 7,257.57                   | 7,251.25                      | 52.850                   | 52.850                    |
| EX-MH-38 | 7,259.97                   | 7,250.91                      | 52.850                   | 52.850                    |
| EX-MH-39 | 7,256.79                   | 7,250.62                      | 52.850                   | 52.850                    |
| EX-MH-40 | 7,256.22                   | 7,250.03                      | 52.850                   | 52.850                    |
| EX-MH-41 | 7,257.99                   | 7,249.94                      | 52.850                   | 52.850                    |
| EX-MH-42 | 7,258.40                   | 7,249.48                      | 52.850                   | 52.850                    |
| EX-MH-43 | 7,255.99                   | 7,248.99                      | 52.850                   | 52.850                    |
| EX-MH-44 | 7,255.38                   | 7,248.94                      | 52.850                   | 52.850                    |
| EX-MH-45 | 7,254.94                   | 7,248.45                      | 52.850                   | 52.850                    |
| EX-MH-46 | 7,254.32                   | 7,248.07                      | 52.850                   | 52.850                    |
| EX-MH-47 | 7,254.88                   | 7,247.62                      | 52.850                   | 52.850                    |
| EX-MH-48 | 7,253.76                   | 7,247.24                      | 52.850                   | 52.850                    |
| EX-MH-49 | 7,255.43                   | 7,246.92                      | 52.850                   | 52.850                    |
| EX-MH-50 | 7,253.76                   | 7,246.11                      | 52.850                   | 52.850                    |
| EX-MH-52 | 7,685.99                   | 7,676.39                      | 0.525                    | 0.525                     |
| EX-MH-53 | 7,674.29                   | 7,666.80                      | 0.525                    | 0.525                     |
| EX-MH-54 | 7,662.11                   | 7,652.75                      | 0.525                    | 0.525                     |
| EX-MH-55 | 7,640.79                   | 7,633.53                      | 0.700                    | 0.700                     |
| EX-MH-56 | 7,612.79                   | 7,601.95                      | 0.875                    | 0.875                     |
| EX-MH-57 | 7,586.58                   | 7,575.35                      | 1.400                    | 1.400                     |



# SMR & MCMWSD Sanitary Sewer Model Results

## Max Day Flow - Existing

Manhole Table - Time: 0.00 hours

| Label    | Elevation<br>(Rim)<br>(ft) | Elevation<br>(Invert)<br>(ft) | Flow (Total In)<br>(gpm) | Flow (Total Out)<br>(gpm) |
|----------|----------------------------|-------------------------------|--------------------------|---------------------------|
| EX-MH-58 | 7,575.67                   | 7,563.27                      | 1.400                    | 1.400                     |
| EX-MH-59 | 7,558.99                   | 7,549.26                      | 1.575                    | 1.575                     |
| EX-MH-60 | 7,544.52                   | 7,531.29                      | 1.925                    | 1.925                     |
| EX-MH-61 | 7,528.06                   | 7,511.29                      | 3.675                    | 3.675                     |
| EX-MH-62 | 7,496.99                   | 7,489.99                      | 3.850                    | 3.850                     |
| EX-MH-63 | 7,493.77                   | 7,482.73                      | 4.025                    | 4.025                     |
| EX-MH-64 | 7,485.75                   | 7,476.97                      | 4.025                    | 4.025                     |
| EX-MH-65 | 7,442.33                   | 7,432.73                      | 12.075                   | 12.075                    |
| EX-MH-66 | 7,425.14                   | 7,409.00                      | 12.250                   | 12.250                    |
| EX-MH-67 | 7,411.55                   | 7,404.93                      | 12.250                   | 12.250                    |
| EX-MH-68 | 7,400.46                   | 7,388.62                      | 12.600                   | 12.600                    |
| EX-MH-69 | 7,381.10                   | 7,373.90                      | 12.600                   | 12.600                    |
| EX-MH-70 | 7,374.72                   | 7,367.59                      | 16.275                   | 16.275                    |
| EX-MH-71 | 7,373.81                   | 7,362.06                      | 16.275                   | 16.275                    |
| EX-MH-72 | 7,364.36                   | 7,352.79                      | 16.275                   | 16.275                    |
| EX-MH-73 | 7,354.39                   | 7,345.43                      | 16.275                   | 16.275                    |
| EX-MH-74 | 7,341.06                   | 7,331.97                      | 16.275                   | 16.275                    |
| EX-MH-75 | 7,333.93                   | 7,326.08                      | 16.450                   | 16.450                    |
| EX-MH-76 | 7,327.54                   | 7,316.81                      | 16.450                   | 16.450                    |
| EX-MH-77 | 7,317.91                   | 7,307.80                      | 16.450                   | 16.450                    |
| EX-MH-78 | 7,307.93                   | 7,296.33                      | 16.450                   | 16.450                    |
| EX-MH-79 | 7,304.41                   | 7,292.25                      | 16.450                   | 16.450                    |
| EX-MH-80 | 7,296.67                   | 7,287.39                      | 16.450                   | 16.450                    |
| EX-MH-81 | 7,294.41                   | 7,284.96                      | 16.450                   | 16.450                    |
| EX-MH-82 | 7,285.19                   | 7,277.12                      | 16.450                   | 16.450                    |
| EX-MH-83 | 7,276.24                   | 7,264.26                      | 16.450                   | 16.450                    |
| EX-MH-84 | 7,269.66                   | 7,260.60                      | 16.450                   | 16.450                    |
| EX-MH-85 | 7,259.71                   | 7,249.01                      | 16.450                   | 16.450                    |
| EX-MH-86 | 7,255.69                   | 7,245.87                      | 69.300                   | 69.300                    |
| EX-MH-87 | 7,254.76                   | 7,245.87                      | 69.300                   | 69.300                    |
| EX-MH-88 | 7,252.67                   | 7,245.60                      | 69.300                   | 69.300                    |
| EX-MH-89 | 7,254.44                   | 7,245.35                      | 69.300                   | 69.300                    |
| EX-MH-90 | 7,256.28                   | 7,245.11                      | 69.300                   | 69.300                    |
| EX-MH-91 | 7,258.15                   | 7,244.97                      | 69.300                   | 69.300                    |
| EX-MH-92 | 7,254.31                   | 7,244.80                      | 69.300                   | 69.300                    |

# SMR & MCMWSD Sanitary Sewer Model Results

## Max Day Flow - Existing

Conduit Table - Time: 0.00 hours

| Label | Start Node | Invert (Start) (ft) | Stop Node | Invert (Stop) (ft) | Length (Scaled) (ft) | Slope (Calculated) (%) | Diameter (in) | Velocity (ft/s) | Flow (gpm) | Capacity (Full Flow) (gpm) | d/D (%) | q/Q (%) |
|-------|------------|---------------------|-----------|--------------------|----------------------|------------------------|---------------|-----------------|------------|----------------------------|---------|---------|
| EX-1  | EX-MH-1    | 7,470.62            | EX-MH-2   | 7,454.31           | 443.5                | 3.68                   | 12.0          | 2.28            | 15.750     | 3,066.284                  | 6.4     | 0.5     |
| EX-2  | EX-MH-2    | 7,454.20            | EX-MH-3   | 7,449.64           | 222.2                | 2.05                   | 12.0          | 1.85            | 15.750     | 2,290.870                  | 11.1    | 0.7     |
| EX-3  | EX-MH-3    | 7,449.71            | EX-MH-4   | 7,446.04           | 180.9                | 2.03                   | 12.0          | 1.85            | 15.750     | 2,277.438                  | 6.8     | 0.7     |
| EX-4  | EX-MH-4    | 7,445.96            | EX-MH-5   | 7,427.32           | 439.8                | 4.24                   | 12.0          | 2.39            | 15.750     | 3,292.055                  | 6.3     | 0.5     |
| EX-5  | EX-MH-5    | 7,427.32            | EX-MH-6   | 7,424.59           | 113.0                | 2.42                   | 12.0          | 1.96            | 15.750     | 2,485.562                  | 6.6     | 0.6     |
| EX-6  | EX-MH-6    | 7,424.33            | EX-MH-7   | 7,389.64           | 454.4                | 7.63                   | 12.0          | 2.96            | 15.750     | 4,418.262                  | 6.0     | 0.4     |
| EX-7  | EX-MH-7    | 7,389.62            | EX-MH-8   | 7,364.22           | 438.2                | 5.80                   | 12.0          | 2.67            | 15.750     | 3,849.840                  | 6.1     | 0.4     |
| EX-8  | EX-MH-8    | 7,364.13            | EX-MH-9   | 7,360.86           | 400.5                | 0.82                   | 12.0          | 1.36            | 15.750     | 1,444.851                  | 7.5     | 1.1     |
| EX-9  | EX-MH-9    | 7,360.22            | EX-MH-10  | 7,345.66           | 297.4                | 4.90                   | 12.0          | 2.67            | 19.075     | 3,538.018                  | 6.8     | 0.5     |
| EX-10 | EX-MH-10   | 7,345.55            | EX-MH-11  | 7,330.56           | 302.0                | 4.96                   | 12.0          | 2.71            | 19.950     | 3,562.316                  | 7.0     | 0.6     |
| EX-11 | EX-MH-11   | 7,330.52            | EX-MH-12  | 7,324.37           | 191.7                | 3.21                   | 12.0          | 2.33            | 19.950     | 2,863.865                  | 7.3     | 0.7     |
| EX-12 | EX-MH-12   | 7,324.26            | EX-MH-13  | 7,315.98           | 257.3                | 3.22                   | 12.0          | 2.34            | 20.300     | 2,868.628                  | 7.3     | 0.7     |
| EX-13 | EX-MH-13   | 7,315.94            | EX-MH-14  | 7,308.00           | 400.9                | 1.98                   | 12.0          | 2.17            | 27.475     | 2,250.301                  | 8.9     | 1.2     |
| EX-14 | EX-MH-14   | 7,307.92            | EX-MH-15  | 7,302.53           | 183.3                | 2.94                   | 12.0          | 2.51            | 27.475     | 2,741.624                  | 8.6     | 1.0     |
| EX-15 | EX-MH-15   | 7,302.51            | EX-MH-16  | 7,298.07           | 156.7                | 2.83                   | 12.0          | 2.49            | 27.825     | 2,691.819                  | 8.6     | 1.0     |
| EX-16 | EX-MH-16   | 7,297.94            | EX-MH-17  | 7,290.10           | 324.2                | 2.42                   | 12.0          | 2.35            | 27.825     | 2,486.514                  | 8.8     | 1.1     |
| EX-17 | EX-MH-17   | 7,290.05            | EX-MH-18  | 7,281.89           | 341.6                | 2.39                   | 12.0          | 2.33            | 27.825     | 2,471.272                  | 8.8     | 1.1     |
| EX-18 | EX-MH-18   | 7,281.71            | EX-MH-19  | 7,269.65           | 313.5                | 3.85                   | 12.0          | 2.77            | 27.825     | 3,136.283                  | 8.4     | 0.9     |
| EX-19 | EX-MH-19   | 7,268.73            | EX-MH-20  | 7,266.55           | 89.2                 | 2.44                   | 18.0          | 2.69            | 52.150     | 7,371.371                  | 8.4     | 0.7     |
| EX-20 | EX-MH-20   | 7,266.55            | EX-MH-21  | 7,259.09           | 318.2                | 2.34                   | 18.0          | 2.66            | 52.675     | 7,218.392                  | 9.2     | 0.7     |
| EX-21 | EX-MH-21   | 7,259.08            | EX-MH-22  | 7,258.46           | 380.5                | 0.16                   | 24.0          | 1.01            | 52.850     | 4,098.568                  | 6.9     | 1.3     |
| EX-22 | EX-MH-22   | 7,258.37            | EX-MH-23  | 7,257.67           | 382.7                | 0.18                   | 24.0          | 1.05            | 52.850     | 4,342.535                  | 6.8     | 1.2     |
| EX-23 | EX-MH-23   | 7,257.61            | EX-MH-24  | 7,257.13           | 292.8                | 0.16                   | 24.0          | 1.01            | 52.850     | 4,110.594                  | 6.9     | 1.3     |
| EX-24 | EX-MH-24   | 7,256.94            | EX-MH-25  | 7,256.51           | 298.3                | 0.14                   | 24.0          | 0.97            | 52.850     | 3,854.515                  | 7.2     | 1.4     |
| EX-25 | EX-MH-25   | 7,256.47            | EX-MH-26  | 7,256.17           | 219.2                | 0.14                   | 24.0          | 0.95            | 52.850     | 3,755.845                  | 7.3     | 1.4     |
| EX-26 | EX-MH-26   | 7,256.10            | EX-MH-27  | 7,255.90           | 300.5                | 0.07                   | 24.0          | 0.74            | 52.850     | 2,619.162                  | 7.8     | 2.0     |
| EX-27 | EX-MH-27   | 7,255.81            | EX-MH-28  | 7,255.44           | 339.1                | 0.11                   | 24.0          | 0.88            | 52.850     | 3,353.789                  | 8.0     | 1.6     |
| EX-28 | EX-MH-28   | 7,255.41            | EX-MH-29  | 7,255.03           | 336.7                | 0.11                   | 24.0          | 0.89            | 52.850     | 3,411.104                  | 7.3     | 1.5     |
| EX-29 | EX-MH-29   | 7,254.83            | EX-MH-30  | 7,254.58           | 162.2                | 0.15                   | 24.0          | 0.99            | 52.850     | 3,986.430                  | 8.2     | 1.3     |
| EX-30 | EX-MH-30   | 7,254.58            | EX-MH-31  | 7,254.25           | 253.7                | 0.13                   | 24.0          | 0.93            | 52.850     | 3,662.115                  | 8.8     | 1.4     |
| EX-31 | EX-MH-31   | 7,254.27            | EX-MH-32  | 7,254.02           | 180.2                | 0.14                   | 24.0          | 0.95            | 52.850     | 3,781.360                  | 7.1     | 1.4     |
| EX-32 | EX-MH-32   | 7,253.85            | EX-MH-33  | 7,253.43           | 106.5                | 0.39                   | 24.0          | 1.37            | 52.850     | 6,376.658                  | 6.2     | 0.8     |
| EX-33 | EX-MH-33   | 7,253.32            | EX-MH-34  | 7,252.87           | 473.2                | 0.10                   | 24.0          | 0.84            | 52.850     | 3,131.053                  | 7.4     | 1.7     |
| EX-34 | EX-MH-34   | 7,252.78            | EX-MH-35  | 7,252.25           | 251.0                | 0.21                   | 24.0          | 1.10            | 52.850     | 4,665.857                  | 6.7     | 1.1     |
| EX-35 | EX-MH-35   | 7,252.12            | EX-MH-36  | 7,251.69           | 405.8                | 0.11                   | 24.0          | 0.87            | 52.850     | 3,305.006                  | 7.3     | 1.6     |
| EX-36 | EX-MH-36   | 7,251.63            | EX-MH-37  | 7,251.36           | 139.5                | 0.19                   | 24.0          | 1.07            | 52.850     | 4,466.226                  | 6.7     | 1.2     |
| EX-37 | EX-MH-37   | 7,251.25            | EX-MH-38  | 7,250.94           | 252.6                | 0.12                   | 24.0          | 0.91            | 52.850     | 3,556.912                  | 7.2     | 1.5     |
| EX-38 | EX-MH-38   | 7,250.91            | EX-MH-39  | 7,250.57           | 155.4                | 0.22                   | 24.0          | 1.12            | 52.850     | 4,748.435                  | 9.1     | 1.1     |
| EX-39 | EX-MH-39   | 7,250.62            | EX-MH-40  | 7,250.05           | 413.4                | 0.14                   | 24.0          | 0.95            | 52.850     | 3,770.011                  | 10.8    | 1.4     |
| EX-40 | EX-MH-40   | 7,250.03            | EX-MH-41  | 7,250.06           | 149.1                | -0.02                  | 24.0          | 0.04            | 52.850     | 1,440.283                  | 10.1    | 3.7     |
| EX-41 | EX-MH-41   | 7,249.94            | EX-MH-42  | 7,249.67           | 149.6                | 0.18                   | 24.0          | 1.04            | 52.850     | 4,313.441                  | 6.8     | 1.2     |
| EX-42 | EX-MH-42   | 7,249.48            | EX-MH-43  | 7,249.14           | 220.6                | 0.15                   | 24.0          | 0.99            | 52.850     | 3,985.590                  | 7.0     | 1.3     |
| EX-43 | EX-MH-43   | 7,248.99            | EX-MH-44  | 7,248.95           | 165.3                | 0.02                   | 24.0          | 0.52            | 52.850     | 1,579.588                  | 9.3     | 3.3     |
| EX-44 | EX-MH-44   | 7,248.94            | EX-MH-45  | 7,248.50           | 220.0                | 0.20                   | 24.0          | 1.08            | 52.850     | 4,541.108                  | 6.7     | 1.2     |
| EX-45 | EX-MH-45   | 7,248.45            | EX-MH-46  | 7,248.11           | 232.5                | 0.15                   | 24.0          | 0.97            | 52.850     | 3,882.876                  | 7.5     | 1.4     |
| EX-46 | EX-MH-46   | 7,248.07            | EX-MH-47  | 7,247.68           | 387.1                | 0.10                   | 24.0          | 0.85            | 52.850     | 3,222.650                  | 7.4     | 1.6     |
| EX-47 | EX-MH-47   | 7,247.62            | EX-MH-48  | 7,247.27           | 283.6                | 0.12                   | 24.0          | 0.91            | 52.850     | 3,567.049                  | 8.2     | 1.5     |
| EX-48 | EX-MH-48   | 7,247.24            | EX-MH-49  | 7,247.04           | 244.9                | 0.08                   | 24.0          | 0.79            | 52.850     | 2,901.207                  | 7.6     | 1.8     |
| EX-49 | EX-MH-49   | 7,246.92            | EX-MH-50  | 7,246.44           | 345.2                | 0.14                   | 24.0          | 0.95            | 52.850     | 3,786.027                  | 7.1     | 1.4     |
| EX-50 | EX-MH-50   | 7,246.11            | EX-MH-86  | 7,246.10           | 106.8                | 0.01                   | 24.0          | 0.37            | 52.850     | 982.604                    | 9.2     | 5.4     |
| EX-51 | EX-MH-52   | 7,676.39            | EX-MH-53  | 7,666.98           | 197.5                | 4.76                   | 8.0           | 0.96            | 0.525      | 1,183.714                  | 2.0     | 0.0     |
| EX-52 | EX-MH-53   | 7,666.80            | EX-MH-54  | 7,652.99           | 101.7                | 13.57                  | 8.0           | 1.34            | 0.525      | 1,998.165                  | 1.8     | 0.0     |
| EX-53 | EX-MH-54   | 7,652.75            | EX-MH-55  | 7,634.18           | 243.6                | 7.62                   | 8.0           | 1.07            | 0.525      | 1,497.442                  | 1.9     | 0.0     |
| EX-54 | EX-MH-55   | 7,633.53            | EX-MH-56  | 7,602.15           | 250.0                | 12.55                  | 8.0           | 1.38            | 0.700      | 1,921.587                  | 2.1     | 0.0     |
| EX-55 | EX-MH-56   | 7,601.95            | EX-MH-57  | 7,575.81           | 208.2                | 12.55                  | 8.0           | 1.56            | 0.875      | 1,921.427                  | 2.3     | 0.0     |
| EX-56 | EX-MH-57   | 7,575.35            | EX-MH-58  | 7,563.73           | 83.4                 | 13.94                  | 8.0           | 1.86            | 1.400      | 2,024.620                  | 2.9     | 0.1     |

# SMR & MCMWSD Sanitary Sewer Model Results

## Max Day Flow - Existing

Conduit Table - Time: 0.00 hours

| Label | Start Node | Invert (Start) (ft) | Stop Node | Invert (Stop) (ft) | Length (Scaled) (ft) | Slope (Calculated) (%) | Diameter (in) | Velocity (ft/s) | Flow (gpm) | Capacity (Full Flow) (gpm) | d/D (%) | q/Q (%) |
|-------|------------|---------------------|-----------|--------------------|----------------------|------------------------|---------------|-----------------|------------|----------------------------|---------|---------|
| EX-57 | EX-MH-58   | 7,563.27            | EX-MH-59  | 7,549.98           | 153.0                | 8.69                   | 8.0           | 1.59            | 1.400      | 1,598.442                  | 3.0     | 0.1     |
| EX-58 | EX-MH-59   | 7,549.26            | EX-MH-60  | 7,531.56           | 192.3                | 9.21                   | 8.0           | 1.67            | 1.575      | 1,645.576                  | 3.1     | 0.1     |
| EX-59 | EX-MH-60   | 7,531.29            | EX-MH-61  | 7,511.49           | 282.0                | 7.02                   | 8.0           | 1.60            | 1.925      | 1,437.170                  | 3.6     | 0.1     |
| EX-60 | EX-MH-61   | 7,511.29            | EX-MH-62  | 7,490.19           | 300.7                | 7.02                   | 8.0           | 1.94            | 3.675      | 1,436.510                  | 4.9     | 0.3     |
| EX-61 | EX-MH-62   | 7,489.99            | EX-MH-63  | 7,482.93           | 177.9                | 3.97                   | 8.0           | 1.63            | 3.850      | 1,080.724                  | 5.3     | 0.4     |
| EX-62 | EX-MH-63   | 7,482.73            | EX-MH-64  | 7,477.49           | 131.9                | 3.97                   | 8.0           | 1.64            | 4.025      | 1,080.488                  | 5.4     | 0.4     |
| EX-63 | EX-MH-64   | 7,476.97            | EX-MH-65  | 7,433.51           | 155.8                | 27.89                  | 8.0           | 3.24            | 4.025      | 2,864.254                  | 4.6     | 0.1     |
| EX-64 | EX-MH-65   | 7,432.73            | EX-MH-66  | 7,409.20           | 314.0                | 7.49                   | 8.0           | 2.84            | 12.075     | 1,484.618                  | 8.7     | 0.8     |
| EX-65 | EX-MH-66   | 7,409.00            | EX-MH-67  | 7,405.08           | 265.0                | 1.48                   | 8.0           | 1.63            | 12.250     | 659.577                    | 10.3    | 1.9     |
| EX-66 | EX-MH-67   | 7,404.93            | EX-MH-68  | 7,388.99           | 221.3                | 7.20                   | 8.0           | 2.81            | 12.250     | 1,455.406                  | 8.8     | 0.8     |
| EX-67 | EX-MH-68   | 7,388.62            | EX-MH-69  | 7,374.59           | 287.6                | 4.88                   | 8.0           | 2.48            | 12.600     | 1,197.934                  | 9.3     | 1.1     |
| EX-68 | EX-MH-69   | 7,373.90            | EX-MH-70  | 7,367.55           | 151.9                | 4.18                   | 24.0          | 2.02            | 12.600     | 20,762.074                 | 4.0     | 0.1     |
| EX-69 | EX-MH-70   | 7,367.59            | EX-MH-71  | 7,362.18           | 143.8                | 3.76                   | 24.0          | 2.09            | 16.275     | 19,692.176                 | 2.7     | 0.1     |
| EX-70 | EX-MH-71   | 7,362.06            | EX-MH-72  | 7,352.57           | 295.1                | 3.22                   | 24.0          | 1.98            | 16.275     | 18,207.926                 | 8.7     | 0.1     |
| EX-71 | EX-MH-72   | 7,352.79            | EX-MH-73  | 7,345.66           | 403.1                | 1.77                   | 24.0          | 1.62            | 16.275     | 13,502.816                 | 2.9     | 0.1     |
| EX-72 | EX-MH-73   | 7,345.43            | EX-MH-74  | 7,332.12           | 399.8                | 3.33                   | 24.0          | 2.01            | 16.275     | 18,525.672                 | 2.8     | 0.1     |
| EX-73 | EX-MH-74   | 7,331.97            | EX-MH-75  | 7,326.31           | 407.1                | 1.39                   | 24.0          | 1.49            | 16.275     | 11,972.006                 | 3.0     | 0.1     |
| EX-74 | EX-MH-75   | 7,326.08            | EX-MH-76  | 7,317.02           | 392.5                | 2.31                   | 24.0          | 1.77            | 16.450     | 15,425.524                 | 2.9     | 0.1     |
| EX-75 | EX-MH-76   | 7,316.81            | EX-MH-77  | 7,308.48           | 412.0                | 2.02                   | 24.0          | 1.68            | 16.450     | 14,437.613                 | 2.9     | 0.1     |
| EX-76 | EX-MH-77   | 7,307.80            | EX-MH-78  | 7,296.40           | 378.5                | 3.01                   | 24.0          | 1.95            | 16.450     | 17,621.279                 | 2.8     | 0.1     |
| EX-77 | EX-MH-78   | 7,296.33            | EX-MH-79  | 7,292.35           | 271.3                | 1.47                   | 24.0          | 1.52            | 16.450     | 12,297.138                 | 3.0     | 0.1     |
| EX-78 | EX-MH-79   | 7,292.25            | EX-MH-80  | 7,287.46           | 296.3                | 1.62                   | 24.0          | 1.58            | 16.450     | 12,908.783                 | 3.0     | 0.1     |
| EX-79 | EX-MH-80   | 7,287.39            | EX-MH-81  | 7,284.93           | 164.7                | 1.49                   | 24.0          | 1.53            | 16.450     | 12,406.683                 | 4.0     | 0.1     |
| EX-80 | EX-MH-81   | 7,284.96            | EX-MH-82  | 7,277.44           | 352.2                | 2.14                   | 24.0          | 1.72            | 16.450     | 14,836.461                 | 2.9     | 0.1     |
| EX-81 | EX-MH-82   | 7,277.12            | EX-MH-83  | 7,265.82           | 344.5                | 3.28                   | 24.0          | 2.00            | 16.450     | 18,388.234                 | 2.8     | 0.1     |
| EX-82 | EX-MH-83   | 7,264.26            | EX-MH-84  | 7,260.72           | 116.6                | 3.04                   | 24.0          | 1.95            | 16.450     | 17,691.662                 | 2.8     | 0.1     |
| EX-83 | EX-MH-84   | 7,260.60            | EX-MH-85  | 7,249.10           | 417.2                | 2.76                   | 24.0          | 1.88            | 16.450     | 16,857.139                 | 2.8     | 0.1     |
| EX-84 | EX-MH-85   | 7,249.01            | EX-MH-86  | 7,245.91           | 264.4                | 1.17                   | 24.0          | 1.41            | 16.450     | 10,994.569                 | 9.9     | 0.1     |
| EX-85 | EX-MH-86   | 7,245.87            | EX-MH-87  | 7,245.97           | 217.5                | -0.05                  | 24.0          | 0.05            | 69.300     | 2,177.292                  | 12.6    | 3.2     |
| EX-86 | EX-MH-87   | 7,245.87            | EX-MH-88  | 7,245.61           | 183.0                | 0.14                   | 24.0          | 1.05            | 69.300     | 3,827.429                  | 9.4     | 1.8     |
| EX-87 | EX-MH-88   | 7,245.60            | EX-MH-89  | 7,245.40           | 189.9                | 0.11                   | 24.0          | 0.94            | 69.300     | 3,295.311                  | 9.3     | 2.1     |
| EX-88 | EX-MH-89   | 7,245.35            | EX-MH-90  | 7,245.22           | 187.5                | 0.07                   | 24.0          | 0.81            | 69.300     | 2,673.119                  | 8.9     | 2.6     |
| EX-89 | EX-MH-90   | 7,245.11            | EX-MH-91  | 7,245.00           | 163.7                | 0.07                   | 24.0          | 0.80            | 69.300     | 2,631.898                  | 11.3    | 2.6     |
| EX-90 | EX-MH-91   | 7,244.97            | EX-MH-92  | 7,244.95           | 133.6                | 0.01                   | 24.0          | 0.47            | 69.300     | 1,242.142                  | 9.8     | 5.6     |

# SMR & MCMWSD Sanitary Sewer Model Results

## Max Day Flow - Existing + SMR

Property Connection Table - Time: 0.00  
hours

| Label                 | Base Flow<br>(gpm) |
|-----------------------|--------------------|
| Community Marketplace | 0.350              |
| EX_PC-1               | 0.175              |
| EX_PC-2               | 0.175              |
| EX_PC-3               | 0.175              |
| EX_PC-4               | 0.175              |
| EX_PC-5               | 0.175              |
| EX_PC-6               | 0.175              |
| EX_PC-7               | 0.175              |
| EX_PC-8               | 0.175              |
| EX_PC-9               | 0.175              |
| EX_PC-10              | 0.175              |
| EX_PC-11              | 0.175              |
| EX_PC-12              | 0.175              |
| EX_PC-13              | 0.175              |
| EX_PC-14              | 0.175              |
| EX_PC-15              | 0.175              |
| EX_PC-16              | 0.175              |
| EX_PC-17              | 0.175              |
| EX_PC-18              | 0.175              |
| EX_PC-19              | 0.175              |
| EX_PC-20              | 0.175              |
| EX_PC-21              | 0.175              |
| EX_PC-22              | 0.175              |
| EX_PC-23              | 0.175              |
| EX_PC-24              | 0.175              |
| EX_PC-25              | 0.175              |
| EX_PC-26              | 0.175              |
| EX_PC-27              | 0.175              |
| EX_PC-28              | 0.175              |
| EX_PC-29              | 0.175              |
| EX_PC-30              | 0.175              |
| EX_PC-31              | 0.175              |
| EX_PC-32              | 0.175              |
| EX_PC-33              | 0.175              |
| EX_PC-34              | 0.175              |
| EX_PC-35              | 0.175              |
| EX_PC-36              | 0.175              |
| EX_PC-37              | 0.175              |
| EX_PC-38              | 0.175              |
| EX_PC-39              | 0.175              |
| EX_PC-40              | 0.175              |
| EX_PC-41              | 0.175              |
| EX_PC-42              | 0.175              |
| EX_PC-43              | 0.175              |
| EX_PC-44              | 0.175              |
| EX_PC-45              | 0.175              |
| EX_PC-46              | 0.175              |
| EX_PC-47              | 0.175              |
| EX_PC-48              | 0.175              |
| EX_PC-49              | 0.175              |
| EX_PC-50              | 0.175              |
| EX_PC-51              | 0.175              |
| EX_PC-52              | 0.175              |
| EX_PC-53              | 0.175              |
| EX_PC-54              | 0.175              |
| EX_PC-55              | 0.175              |



# SMR & MCMWSD Sanitary Sewer Model Results

## Max Day Flow - Existing + SMR

Property Connection Table - Time: 0.00  
hours

| Label     | Base Flow<br>(gpm) |
|-----------|--------------------|
| EX_PC-56  | 0.175              |
| EX_PC-57  | 0.175              |
| EX_PC-58  | 0.175              |
| EX_PC-59  | 0.175              |
| EX_PC-60  | 0.175              |
| EX_PC-61  | 0.175              |
| EX_PC-62  | 0.175              |
| EX_PC-63  | 0.175              |
| EX_PC-64  | 0.175              |
| EX_PC-65  | 0.175              |
| EX_PC-66  | 0.175              |
| EX_PC-67  | 0.175              |
| EX_PC-68  | 0.175              |
| EX_PC-69  | 0.175              |
| EX_PC-70  | 0.175              |
| EX_PC-71  | 0.175              |
| EX_PC-72  | 0.175              |
| EX_PC-73  | 0.175              |
| EX_PC-74  | 0.175              |
| EX_PC-75  | 0.175              |
| EX_PC-76  | 0.175              |
| EX_PC-77  | 0.175              |
| EX_PC-78  | 0.175              |
| EX_PC-79  | 0.175              |
| EX_PC-80  | 0.175              |
| EX_PC-81  | 0.175              |
| EX_PC-82  | 0.175              |
| EX_PC-83  | 0.175              |
| EX_PC-84  | 0.175              |
| EX_PC-85  | 0.175              |
| EX_PC-86  | 0.175              |
| EX_PC-87  | 0.175              |
| EX_PC-88  | 0.175              |
| EX_PC-89  | 0.175              |
| EX_PC-90  | 0.175              |
| EX_PC-91  | 0.175              |
| EX_PC-92  | 0.175              |
| EX_PC-93  | 0.175              |
| EX_PC-94  | 0.175              |
| EX_PC-95  | 0.175              |
| EX_PC-96  | 0.175              |
| EX_PC-97  | 0.175              |
| EX_PC-98  | 0.175              |
| EX_PC-99  | 0.175              |
| EX_PC-100 | 0.175              |
| EX_PC-101 | 0.175              |
| EX_PC-102 | 0.175              |
| EX_PC-103 | 0.175              |
| EX_PC-104 | 0.175              |
| EX_PC-105 | 0.175              |
| EX_PC-106 | 0.175              |
| EX_PC-107 | 0.175              |
| EX_PC-108 | 0.175              |
| EX_PC-109 | 0.175              |
| EX_PC-110 | 0.175              |
| EX_PC-111 | 0.175              |

# SMR & MCMWSD Sanitary Sewer Model Results

## Max Day Flow - Existing + SMR

Property Connection Table - Time: 0.00  
hours

| Label     | Base Flow<br>(gpm) |
|-----------|--------------------|
| EX_PC-112 | 0.175              |
| EX_PC-113 | 0.175              |
| EX_PC-114 | 0.175              |
| EX_PC-115 | 0.175              |
| EX_PC-116 | 0.175              |
| EX_PC-117 | 0.175              |
| EX_PC-118 | 0.175              |
| EX_PC-119 | 0.175              |
| EX_PC-120 | 0.175              |
| EX_PC-121 | 0.175              |
| EX_PC-122 | 0.175              |
| EX_PC-123 | 0.175              |
| EX_PC-124 | 0.175              |
| EX_PC-125 | 0.175              |
| EX_PC-126 | 0.175              |
| EX_PC-127 | 0.175              |
| EX_PC-128 | 0.175              |
| EX_PC-129 | 0.175              |
| EX_PC-130 | 0.175              |
| EX_PC-131 | 0.175              |
| EX_PC-132 | 0.175              |
| EX_PC-133 | 0.175              |
| EX_PC-134 | 0.175              |
| EX_PC-135 | 0.175              |
| EX_PC-136 | 0.175              |
| EX_PC-137 | 0.175              |
| EX_PC-138 | 0.175              |
| EX_PC-139 | 0.175              |
| EX_PC-140 | 0.175              |
| EX_PC-141 | 0.175              |
| EX_PC-142 | 0.175              |
| EX_PC-143 | 0.175              |
| EX_PC-144 | 0.175              |
| EX_PC-145 | 0.175              |
| EX_PC-146 | 0.175              |
| EX_PC-147 | 0.175              |
| EX_PC-148 | 0.175              |
| EX_PC-149 | 0.175              |
| EX_PC-150 | 0.175              |
| EX_PC-151 | 0.175              |
| EX_PC-152 | 0.175              |
| EX_PC-153 | 0.175              |
| EX_PC-154 | 0.175              |
| EX_PC-155 | 0.175              |
| EX_PC-156 | 0.175              |
| EX_PC-157 | 0.175              |
| EX_PC-158 | 0.175              |
| EX_PC-159 | 0.175              |
| EX_PC-160 | 0.175              |
| EX_PC-161 | 0.175              |
| EX_PC-162 | 0.175              |
| EX_PC-163 | 0.175              |
| EX_PC-164 | 0.175              |
| EX_PC-165 | 0.175              |
| EX_PC-166 | 0.175              |
| EX_PC-167 | 0.175              |

# SMR & MCMWSD Sanitary Sewer Model Results

## Max Day Flow - Existing + SMR

Property Connection Table - Time: 0.00  
hours

| Label     | Base Flow<br>(gpm) |
|-----------|--------------------|
| EX_PC-168 | 0.175              |
| EX_PC-169 | 0.175              |
| EX_PC-170 | 0.175              |
| EX_PC-171 | 0.175              |
| EX_PC-172 | 0.175              |
| EX_PC-173 | 0.175              |
| EX_PC-174 | 0.175              |
| EX_PC-175 | 0.175              |
| EX_PC-176 | 0.175              |
| EX_PC-177 | 0.175              |
| EX_PC-178 | 0.175              |
| EX_PC-179 | 0.175              |
| EX_PC-180 | 0.175              |
| EX_PC-181 | 0.175              |
| EX_PC-182 | 0.175              |
| EX_PC-183 | 0.175              |
| EX_PC-184 | 0.175              |
| EX_PC-185 | 0.175              |
| EX_PC-186 | 0.175              |
| EX_PC-187 | 0.175              |
| EX_PC-188 | 0.175              |
| EX_PC-189 | 0.175              |
| EX_PC-190 | 0.175              |
| EX_PC-191 | 0.175              |
| EX_PC-192 | 0.175              |
| EX_PC-193 | 0.175              |
| EX_PC-194 | 0.175              |
| EX_PC-195 | 0.175              |
| EX_PC-196 | 0.175              |
| EX_PC-197 | 0.175              |
| EX_PC-198 | 0.175              |
| EX_PC-199 | 0.175              |
| EX_PC-200 | 0.175              |
| EX_PC-201 | 0.175              |
| EX_PC-202 | 0.175              |
| EX_PC-203 | 0.175              |
| EX_PC-204 | 0.175              |
| EX_PC-205 | 0.175              |
| EX_PC-206 | 0.175              |
| EX_PC-207 | 0.175              |
| EX_PC-208 | 0.175              |
| EX_PC-209 | 0.175              |
| EX_PC-210 | 0.175              |
| EX_PC-211 | 0.175              |
| EX_PC-227 | 1.050              |
| EX_PC-228 | 1.050              |
| EX_PC-229 | 1.225              |
| EX_PC-230 | 1.225              |
| EX_PC-231 | 1.050              |
| EX_PC-232 | 7.175              |
| EX_PC-233 | 0.175              |
| EX_PC-234 | 0.175              |
| EX_PC-235 | 0.175              |
| EX_PC-236 | 0.175              |
| EX_PC-237 | 0.175              |
| EX_PC-238 | 0.175              |

# SMR & MCMWSD Sanitary Sewer Model Results

## Max Day Flow - Existing + SMR

Property Connection Table - Time: 0.00  
hours

| Label                          | Base Flow<br>(gpm) |
|--------------------------------|--------------------|
| EX_PC-239                      | 0.175              |
| EX_PC-240                      | 0.175              |
| EX_PC-241                      | 0.175              |
| EX_PC-242                      | 0.175              |
| EX_PC-243                      | 0.175              |
| EX_PC-244                      | 0.175              |
| EX_PC-245                      | 0.175              |
| EX_PC-246                      | 0.175              |
| EX_PC-247                      | 0.175              |
| EX_PC-248                      | 0.175              |
| EX_PC-249                      | 0.175              |
| EX_PC-250                      | 0.175              |
| EX_PC-251                      | 0.175              |
| EX_PC-252                      | 0.175              |
| EX_PC-253                      | 0.175              |
| EX_PC-254                      | 0.175              |
| Gateway Building               | 4.113              |
| Marketplace Apartment Building | 4.638              |
| Marketplace Day Care           | 0.175              |
| WFH (Community Market)         | 8.225              |
| WFH (Middle Creek Meadows)     | 4.375              |



# SMR & MCMWSD Sanitary Sewer Model Results

## Max Day Flow - Existing + SMR

Lateral Table - Time: 0.00 hours

| Label   | Start Node                     | Stop Node |
|---------|--------------------------------|-----------|
| L-1999  | Community Marketplace          | EX-MH-9   |
| L-2000  | WFH (Community Market)         | EX-MH-9   |
| L-2056  | WFH (Middle Creek Meadows)     | EX-MH-19  |
| L-2058  | Gateway Building               | EX-MH-9   |
| L-2059  | Marketplace Apartment Building | EX-MH-9   |
| L-2060  | Marketplace Day Care           | EX-MH-9   |
| L-EX-1  | EX_PC-80                       | EX-MH-9   |
| L-EX-2  | EX_PC-81                       | EX-MH-9   |
| L-EX-3  | EX_PC-82                       | EX-MH-9   |
| L-EX-4  | EX_PC-79                       | EX-MH-9   |
| L-EX-5  | EX_PC-83                       | EX-MH-9   |
| L-EX-6  | EX_PC-78                       | EX-MH-9   |
| L-EX-7  | EX_PC-84                       | EX-MH-9   |
| L-EX-8  | EX_PC-77                       | EX-MH-9   |
| L-EX-9  | EX_PC-85                       | EX-MH-9   |
| L-EX-10 | EX_PC-76                       | EX-MH-9   |
| L-EX-11 | EX_PC-86                       | EX-MH-9   |
| L-EX-12 | EX_PC-75                       | EX-MH-9   |
| L-EX-13 | EX_PC-74                       | EX-MH-9   |
| L-EX-14 | EX_PC-87                       | EX-MH-9   |
| L-EX-15 | EX_PC-73                       | EX-MH-9   |
| L-EX-16 | EX_PC-88                       | EX-MH-9   |
| L-EX-17 | EX_PC-89                       | EX-MH-9   |
| L-EX-18 | EX_PC-90                       | EX-MH-9   |
| L-EX-19 | EX_PC-91                       | EX-MH-9   |
| L-EX-20 | EX_PC-94                       | EX-MH-10  |
| L-EX-21 | EX_PC-93                       | EX-MH-10  |
| L-EX-22 | EX_PC-92                       | EX-MH-10  |
| L-EX-23 | EX_PC-98                       | EX-MH-10  |
| L-EX-24 | EX_PC-97                       | EX-MH-10  |
| L-EX-25 | EX_PC-96                       | EX-MH-12  |
| L-EX-26 | EX_PC-95                       | EX-MH-12  |
| L-EX-27 | EX_PC-232                      | EX-MH-13  |
| L-EX-28 | EX_PC-210                      | EX-MH-15  |
| L-EX-29 | EX_PC-211                      | EX-MH-15  |
| L-EX-30 | EX_PC-227                      | EX-MH-19  |
| L-EX-31 | EX_PC-228                      | EX-MH-19  |
| L-EX-32 | EX_PC-229                      | EX-MH-19  |
| L-EX-33 | EX_PC-231                      | EX-MH-19  |
| L-EX-34 | EX_PC-147                      | EX-MH-20  |
| L-EX-35 | EX_PC-146                      | EX-MH-20  |
| L-EX-36 | EX_PC-145                      | EX-MH-20  |
| L-EX-37 | EX_PC-144                      | EX-MH-19  |
| L-EX-38 | EX_PC-148                      | EX-MH-21  |
| L-EX-39 | EX_PC-143                      | EX-MH-19  |
| L-EX-40 | EX_PC-140                      | EX-MH-19  |
| L-EX-41 | EX_PC-139                      | EX-MH-19  |
| L-EX-42 | EX_PC-138                      | EX-MH-19  |
| L-EX-43 | EX_PC-137                      | EX-MH-19  |
| L-EX-44 | EX_PC-135                      | EX-MH-19  |
| L-EX-45 | EX_PC-134                      | EX-MH-19  |
| L-EX-46 | EX_PC-133                      | EX-MH-19  |
| L-EX-47 | EX_PC-128                      | EX-MH-19  |
| L-EX-48 | EX_PC-129                      | EX-MH-19  |
| L-EX-49 | EX_PC-130                      | EX-MH-19  |
| L-EX-50 | EX_PC-131                      | EX-MH-19  |
| L-EX-51 | EX_PC-132                      | EX-MH-19  |
| L-EX-52 | EX_PC-136                      | EX-MH-19  |

# SMR & MCMWSD Sanitary Sewer Model Results

## Max Day Flow - Existing + SMR

Lateral Table - Time: 0.00 hours

| Label    | Start Node | Stop Node |
|----------|------------|-----------|
| L-EX-53  | EX_PC-141  | EX-MH-19  |
| L-EX-54  | EX_PC-142  | EX-MH-19  |
| L-EX-55  | EX_PC-151  | EX-MH-19  |
| L-EX-56  | EX_PC-149  | EX-MH-19  |
| L-EX-57  | EX_PC-166  | EX-MH-19  |
| L-EX-58  | EX_PC-164  | EX-MH-19  |
| L-EX-59  | EX_PC-153  | EX-MH-19  |
| L-EX-60  | EX_PC-165  | EX-MH-19  |
| L-EX-61  | EX_PC-154  | EX-MH-19  |
| L-EX-62  | EX_PC-158  | EX-MH-19  |
| L-EX-63  | EX_PC-159  | EX-MH-19  |
| L-EX-64  | EX_PC-150  | EX-MH-19  |
| L-EX-65  | EX_PC-152  | EX-MH-19  |
| L-EX-66  | EX_PC-155  | EX-MH-19  |
| L-EX-67  | EX_PC-156  | EX-MH-19  |
| L-EX-68  | EX_PC-157  | EX-MH-19  |
| L-EX-69  | EX_PC-160  | EX-MH-19  |
| L-EX-70  | EX_PC-161  | EX-MH-19  |
| L-EX-71  | EX_PC-162  | EX-MH-19  |
| L-EX-72  | EX_PC-183  | EX-MH-19  |
| L-EX-73  | EX_PC-163  | EX-MH-19  |
| L-EX-74  | EX_PC-180  | EX-MH-19  |
| L-EX-75  | EX_PC-179  | EX-MH-19  |
| L-EX-76  | EX_PC-182  | EX-MH-19  |
| L-EX-77  | EX_PC-181  | EX-MH-19  |
| L-EX-78  | EX_PC-167  | EX-MH-19  |
| L-EX-79  | EX_PC-178  | EX-MH-19  |
| L-EX-80  | EX_PC-177  | EX-MH-19  |
| L-EX-81  | EX_PC-176  | EX-MH-19  |
| L-EX-82  | EX_PC-175  | EX-MH-19  |
| L-EX-83  | EX_PC-174  | EX-MH-19  |
| L-EX-84  | EX_PC-168  | EX-MH-19  |
| L-EX-85  | EX_PC-170  | EX-MH-19  |
| L-EX-86  | EX_PC-173  | EX-MH-19  |
| L-EX-87  | EX_PC-169  | EX-MH-19  |
| L-EX-88  | EX_PC-171  | EX-MH-19  |
| L-EX-89  | EX_PC-172  | EX-MH-19  |
| L-EX-90  | EX_PC-113  | EX-MH-19  |
| L-EX-91  | EX_PC-112  | EX-MH-19  |
| L-EX-92  | EX_PC-111  | EX-MH-19  |
| L-EX-93  | EX_PC-110  | EX-MH-19  |
| L-EX-94  | EX_PC-109  | EX-MH-19  |
| L-EX-95  | EX_PC-108  | EX-MH-19  |
| L-EX-96  | EX_PC-107  | EX-MH-19  |
| L-EX-97  | EX_PC-106  | EX-MH-19  |
| L-EX-98  | EX_PC-105  | EX-MH-19  |
| L-EX-99  | EX_PC-103  | EX-MH-19  |
| L-EX-100 | EX_PC-102  | EX-MH-19  |
| L-EX-101 | EX_PC-104  | EX-MH-19  |
| L-EX-102 | EX_PC-101  | EX-MH-19  |
| L-EX-103 | EX_PC-100  | EX-MH-19  |
| L-EX-104 | EX_PC-99   | EX-MH-19  |
| L-EX-105 | EX_PC-114  | EX-MH-19  |
| L-EX-106 | EX_PC-115  | EX-MH-19  |
| L-EX-107 | EX_PC-116  | EX-MH-19  |
| L-EX-108 | EX_PC-117  | EX-MH-19  |
| L-EX-109 | EX_PC-118  | EX-MH-19  |
| L-EX-110 | EX_PC-119  | EX-MH-19  |

# SMR & MCMWSD Sanitary Sewer Model Results

## Max Day Flow - Existing + SMR

Lateral Table - Time: 0.00 hours

| Label    | Start Node | Stop Node |
|----------|------------|-----------|
| L-EX-111 | EX_PC-120  | EX-MH-19  |
| L-EX-112 | EX_PC-121  | EX-MH-19  |
| L-EX-113 | EX_PC-122  | EX-MH-19  |
| L-EX-114 | EX_PC-124  | EX-MH-19  |
| L-EX-115 | EX_PC-125  | EX-MH-19  |
| L-EX-116 | EX_PC-126  | EX-MH-19  |
| L-EX-117 | EX_PC-127  | EX-MH-19  |
| L-EX-118 | EX_PC-191  | EX-MH-19  |
| L-EX-119 | EX_PC-189  | EX-MH-19  |
| L-EX-120 | EX_PC-186  | EX-MH-19  |
| L-EX-121 | EX_PC-185  | EX-MH-19  |
| L-EX-122 | EX_PC-184  | EX-MH-19  |
| L-EX-123 | EX_PC-187  | EX-MH-19  |
| L-EX-124 | EX_PC-188  | EX-MH-19  |
| L-EX-125 | EX_PC-190  | EX-MH-19  |
| L-EX-126 | EX_PC-192  | EX-MH-19  |
| L-EX-127 | EX_PC-194  | EX-MH-19  |
| L-EX-128 | EX_PC-193  | EX-MH-19  |
| L-EX-129 | EX_PC-195  | EX-MH-19  |
| L-EX-130 | EX_PC-196  | EX-MH-19  |
| L-EX-131 | EX_PC-197  | EX-MH-19  |
| L-EX-132 | EX_PC-198  | EX-MH-19  |
| L-EX-133 | EX_PC-199  | EX-MH-19  |
| L-EX-134 | EX_PC-202  | EX-MH-19  |
| L-EX-135 | EX_PC-203  | EX-MH-19  |
| L-EX-136 | EX_PC-204  | EX-MH-19  |
| L-EX-137 | EX_PC-205  | EX-MH-19  |
| L-EX-138 | EX_PC-206  | EX-MH-19  |
| L-EX-139 | EX_PC-207  | EX-MH-19  |
| L-EX-140 | EX_PC-209  | EX-MH-19  |
| L-EX-141 | EX_PC-201  | EX-MH-19  |
| L-EX-142 | EX_PC-200  | EX-MH-19  |
| L-EX-143 | EX_PC-208  | EX-MH-19  |
| L-EX-144 | EX_PC-63   | EX-MH-52  |
| L-EX-145 | EX_PC-60   | EX-MH-52  |
| L-EX-146 | EX_PC-59   | Tap-575   |
| L-EX-147 | EX_PC-57   | EX-MH-57  |
| L-EX-148 | EX_PC-56   | EX-MH-57  |
| L-EX-149 | EX_PC-55   | EX-MH-57  |
| L-EX-150 | EX_PC-68   | EX-MH-61  |
| L-EX-151 | EX_PC-67   | EX-MH-61  |
| L-EX-152 | EX_PC-69   | EX-MH-61  |
| L-EX-153 | EX_PC-70   | EX-MH-61  |
| L-EX-154 | EX_PC-71   | EX-MH-61  |
| L-EX-155 | EX_PC-72   | EX-MH-61  |
| L-EX-156 | EX_PC-58   | EX-MH-61  |
| L-EX-157 | EX_PC-54   | EX-MH-55  |
| L-EX-158 | EX_PC-46   | EX-MH-56  |
| L-EX-159 | EX_PC-48   | EX-MH-60  |
| L-EX-160 | EX_PC-53   | Tap-576   |
| L-EX-161 | EX_PC-52   | EX-MH-62  |
| L-EX-162 | EX_PC-51   | Tap-577   |
| L-EX-163 | EX_PC-50   | EX-MH-65  |
| L-EX-164 | EX_PC-49   | EX-MH-65  |
| L-EX-165 | EX_PC-47   | EX-MH-60  |
| L-EX-166 | EX_PC-29   | EX-MH-65  |
| L-EX-167 | EX_PC-28   | EX-MH-65  |
| L-EX-168 | EX_PC-30   | EX-MH-65  |

# SMR & MCMWSD Sanitary Sewer Model Results

## Max Day Flow - Existing + SMR

Lateral Table - Time: 0.00 hours

| Label    | Start Node | Stop Node |
|----------|------------|-----------|
| L-EX-169 | EX_PC-37   | EX-MH-65  |
| L-EX-170 | EX_PC-36   | EX-MH-65  |
| L-EX-171 | EX_PC-35   | EX-MH-65  |
| L-EX-172 | EX_PC-34   | EX-MH-65  |
| L-EX-173 | EX_PC-33   | EX-MH-65  |
| L-EX-174 | EX_PC-32   | EX-MH-65  |
| L-EX-175 | EX_PC-38   | EX-MH-65  |
| L-EX-176 | EX_PC-39   | EX-MH-65  |
| L-EX-177 | EX_PC-40   | EX-MH-65  |
| L-EX-178 | EX_PC-41   | EX-MH-65  |
| L-EX-179 | EX_PC-42   | EX-MH-65  |
| L-EX-180 | EX_PC-25   | EX-MH-65  |
| L-EX-181 | EX_PC-24   | EX-MH-65  |
| L-EX-182 | EX_PC-19   | EX-MH-65  |
| L-EX-183 | EX_PC-18   | EX-MH-65  |
| L-EX-184 | EX_PC-23   | EX-MH-65  |
| L-EX-185 | EX_PC-22   | EX-MH-65  |
| L-EX-186 | EX_PC-31   | EX-MH-65  |
| L-EX-187 | EX_PC-26   | EX-MH-65  |
| L-EX-188 | EX_PC-21   | EX-MH-65  |
| L-EX-189 | EX_PC-20   | EX-MH-65  |
| L-EX-190 | EX_PC-17   | EX-MH-65  |
| L-EX-191 | EX_PC-16   | EX-MH-65  |
| L-EX-192 | EX_PC-27   | EX-MH-65  |
| L-EX-193 | EX_PC-13   | EX-MH-65  |
| L-EX-194 | EX_PC-15   | EX-MH-65  |
| L-EX-195 | EX_PC-14   | EX-MH-65  |
| L-EX-196 | EX_PC-12   | EX-MH-65  |
| L-EX-197 | EX_PC-10   | EX-MH-65  |
| L-EX-198 | EX_PC-11   | EX-MH-65  |
| L-EX-199 | EX_PC-8    | EX-MH-65  |
| L-EX-200 | EX_PC-7    | EX-MH-65  |
| L-EX-201 | EX_PC-6    | EX-MH-65  |
| L-EX-202 | EX_PC-9    | EX-MH-65  |
| L-EX-203 | EX_PC-5    | EX-MH-65  |
| L-EX-204 | EX_PC-3    | EX-MH-65  |
| L-EX-205 | EX_PC-2    | EX-MH-65  |
| L-EX-206 | EX_PC-4    | EX-MH-65  |
| L-EX-207 | EX_PC-1    | EX-MH-65  |
| L-EX-208 | EX_PC-61   | EX-MH-65  |
| L-EX-209 | EX_PC-62   | EX-MH-65  |
| L-EX-210 | EX_PC-43   | Tap-579   |
| L-EX-211 | EX_PC-44   | EX-MH-68  |
| L-EX-212 | EX_PC-45   | Tap-580   |
| L-EX-213 | EX_PC-64   | Tap-581   |
| L-EX-214 | EX_PC-65   | Tap-582   |
| L-EX-215 | EX_PC-66   | Tap-583   |
| L-EX-216 | EX_PC-233  | EX-MH-75  |
| L-EX-217 | EX_PC-253  | EX-MH-70  |
| L-EX-218 | EX_PC-252  | EX-MH-70  |
| L-EX-219 | EX_PC-251  | EX-MH-70  |
| L-EX-220 | EX_PC-254  | EX-MH-70  |
| L-EX-221 | EX_PC-237  | EX-MH-70  |
| L-EX-222 | EX_PC-249  | EX-MH-70  |
| L-EX-223 | EX_PC-250  | EX-MH-70  |
| L-EX-224 | EX_PC-241  | EX-MH-70  |
| L-EX-225 | EX_PC-240  | EX-MH-70  |
| L-EX-226 | EX_PC-236  | EX-MH-70  |



# SMR & MCMWSD Sanitary Sewer Model Results

## Max Day Flow - Existing + SMR

Lateral Table - Time: 0.00 hours

| Label    | Start Node | Stop Node |
|----------|------------|-----------|
| L-EX-227 | EX_PC-239  | EX-MH-70  |
| L-EX-228 | EX_PC-245  | EX-MH-70  |
| L-EX-229 | EX_PC-244  | EX-MH-70  |
| L-EX-230 | EX_PC-247  | EX-MH-70  |
| L-EX-231 | EX_PC-246  | EX-MH-70  |
| L-EX-232 | EX_PC-248  | EX-MH-70  |
| L-EX-233 | EX_PC-243  | EX-MH-70  |
| L-EX-234 | EX_PC-242  | EX-MH-70  |
| L-EX-235 | EX_PC-238  | EX-MH-70  |
| L-EX-236 | EX_PC-235  | EX-MH-70  |
| L-EX-237 | EX_PC-234  | EX-MH-70  |
| L-EX-238 | EX_PC-230  | EX-MH-19  |
| L-EX-239 | EX_PC-123  | EX-MH-19  |

# SMR & MCMWSD Sanitary Sewer Model Results

## Max Day Flow - Existing + SMR

Manhole Table - Time: 0.00 hours

| Label    | Elevation<br>(Rim)<br>(ft) | Elevation<br>(Invert)<br>(ft) | Flow (Total In)<br>(gpm) | Flow (Total Out)<br>(gpm) |
|----------|----------------------------|-------------------------------|--------------------------|---------------------------|
| EX-MH-6  | 7,436.56                   | 7,424.33                      | 0.000                    | 72.748                    |
| EX-MH-7  | 7,399.47                   | 7,389.62                      | 72.748                   | 72.748                    |
| EX-MH-8  | 7,377.47                   | 7,364.13                      | 72.748                   | 72.748                    |
| EX-MH-9  | 7,367.79                   | 7,360.22                      | 93.574                   | 93.574                    |
| EX-MH-10 | 7,354.16                   | 7,345.55                      | 94.449                   | 94.449                    |
| EX-MH-11 | 7,336.69                   | 7,330.52                      | 94.449                   | 94.449                    |
| EX-MH-12 | 7,336.91                   | 7,324.26                      | 94.799                   | 94.799                    |
| EX-MH-13 | 7,322.28                   | 7,315.94                      | 101.974                  | 101.974                   |
| EX-MH-14 | 7,317.21                   | 7,307.92                      | 101.974                  | 101.974                   |
| EX-MH-15 | 7,307.54                   | 7,302.51                      | 102.324                  | 102.324                   |
| EX-MH-16 | 7,307.81                   | 7,297.94                      | 102.324                  | 102.324                   |
| EX-MH-17 | 7,295.38                   | 7,290.05                      | 102.324                  | 102.324                   |
| EX-MH-18 | 7,287.85                   | 7,281.71                      | 102.324                  | 102.324                   |
| EX-MH-19 | 7,280.68                   | 7,268.73                      | 131.024                  | 131.024                   |
| EX-MH-20 | 7,276.97                   | 7,266.55                      | 131.549                  | 131.549                   |
| EX-MH-21 | 7,272.24                   | 7,259.08                      | 131.724                  | 131.724                   |
| EX-MH-22 | 7,264.79                   | 7,258.37                      | 131.724                  | 131.724                   |
| EX-MH-23 | 7,263.91                   | 7,257.61                      | 131.724                  | 131.724                   |
| EX-MH-24 | 7,268.30                   | 7,256.94                      | 131.724                  | 131.724                   |
| EX-MH-25 | 7,265.99                   | 7,256.47                      | 131.724                  | 131.724                   |
| EX-MH-26 | 7,262.82                   | 7,256.10                      | 131.724                  | 131.724                   |
| EX-MH-27 | 7,262.31                   | 7,255.81                      | 131.724                  | 131.724                   |
| EX-MH-28 | 7,264.68                   | 7,255.41                      | 131.724                  | 131.724                   |
| EX-MH-29 | 7,265.18                   | 7,254.83                      | 131.724                  | 131.724                   |
| EX-MH-30 | 7,261.36                   | 7,254.58                      | 131.724                  | 131.724                   |
| EX-MH-31 | 7,260.83                   | 7,254.27                      | 131.724                  | 131.724                   |
| EX-MH-32 | 7,262.85                   | 7,253.85                      | 131.724                  | 131.724                   |
| EX-MH-33 | 7,259.92                   | 7,253.32                      | 131.724                  | 131.724                   |
| EX-MH-34 | 7,259.78                   | 7,252.78                      | 131.724                  | 131.724                   |
| EX-MH-35 | 7,259.55                   | 7,252.12                      | 131.724                  | 131.724                   |
| EX-MH-36 | 7,258.36                   | 7,251.63                      | 131.724                  | 131.724                   |
| EX-MH-37 | 7,257.57                   | 7,251.25                      | 131.724                  | 131.724                   |
| EX-MH-38 | 7,259.97                   | 7,250.91                      | 131.724                  | 131.724                   |
| EX-MH-39 | 7,256.79                   | 7,250.62                      | 131.724                  | 131.724                   |
| EX-MH-40 | 7,256.22                   | 7,250.03                      | 131.724                  | 131.724                   |
| EX-MH-41 | 7,257.99                   | 7,249.94                      | 131.724                  | 131.724                   |
| EX-MH-42 | 7,258.40                   | 7,249.48                      | 131.724                  | 131.724                   |
| EX-MH-43 | 7,255.99                   | 7,248.99                      | 131.724                  | 131.724                   |
| EX-MH-44 | 7,255.38                   | 7,248.94                      | 131.724                  | 131.724                   |
| EX-MH-45 | 7,254.94                   | 7,248.45                      | 131.724                  | 131.724                   |
| EX-MH-46 | 7,254.32                   | 7,248.07                      | 131.724                  | 131.724                   |
| EX-MH-47 | 7,254.88                   | 7,247.62                      | 131.724                  | 131.724                   |
| EX-MH-48 | 7,253.76                   | 7,247.24                      | 131.724                  | 131.724                   |
| EX-MH-49 | 7,255.43                   | 7,246.92                      | 131.724                  | 131.724                   |
| EX-MH-50 | 7,253.76                   | 7,246.11                      | 131.724                  | 131.724                   |
| EX-MH-52 | 7,685.99                   | 7,676.39                      | 0.525                    | 182.376                   |
| EX-MH-53 | 7,674.29                   | 7,666.80                      | 182.376                  | 182.376                   |
| EX-MH-54 | 7,662.11                   | 7,652.75                      | 182.376                  | 182.376                   |
| EX-MH-55 | 7,640.79                   | 7,633.53                      | 182.551                  | 182.551                   |
| EX-MH-56 | 7,612.79                   | 7,601.95                      | 182.726                  | 182.726                   |
| EX-MH-57 | 7,586.58                   | 7,575.35                      | 183.251                  | 183.251                   |
| EX-MH-58 | 7,575.67                   | 7,563.27                      | 183.251                  | 183.251                   |
| EX-MH-59 | 7,558.99                   | 7,549.26                      | 183.426                  | 183.426                   |
| EX-MH-60 | 7,544.52                   | 7,531.29                      | 183.776                  | 183.776                   |
| EX-MH-61 | 7,528.06                   | 7,511.29                      | 185.526                  | 185.526                   |
| EX-MH-62 | 7,496.99                   | 7,489.99                      | 185.701                  | 185.701                   |

# SMR & MCMWSD Sanitary Sewer Model Results

## Max Day Flow - Existing + SMR

Manhole Table - Time: 0.00 hours

| Label    | Elevation<br>(Rim)<br>(ft) | Elevation<br>(Invert)<br>(ft) | Flow (Total In)<br>(gpm) | Flow (Total Out)<br>(gpm) |
|----------|----------------------------|-------------------------------|--------------------------|---------------------------|
| EX-MH-63 | 7,493.77                   | 7,482.73                      | 185.876                  | 185.876                   |
| EX-MH-64 | 7,485.75                   | 7,476.97                      | 185.876                  | 185.876                   |
| EX-MH-65 | 7,442.33                   | 7,432.73                      | 193.926                  | 193.926                   |
| EX-MH-66 | 7,425.14                   | 7,409.00                      | 194.101                  | 194.101                   |
| EX-MH-67 | 7,411.55                   | 7,404.93                      | 194.101                  | 194.101                   |
| EX-MH-68 | 7,400.46                   | 7,388.62                      | 194.451                  | 194.451                   |
| EX-MH-69 | 7,381.10                   | 7,373.90                      | 194.451                  | 194.451                   |
| EX-MH-70 | 7,374.72                   | 7,367.59                      | 198.126                  | 198.126                   |
| EX-MH-71 | 7,373.81                   | 7,362.06                      | 198.126                  | 198.126                   |
| EX-MH-72 | 7,364.36                   | 7,352.79                      | 198.126                  | 198.126                   |
| EX-MH-73 | 7,354.39                   | 7,345.43                      | 198.126                  | 198.126                   |
| EX-MH-74 | 7,341.06                   | 7,331.97                      | 198.126                  | 198.126                   |
| EX-MH-75 | 7,333.93                   | 7,326.08                      | 198.301                  | 198.301                   |
| EX-MH-76 | 7,327.54                   | 7,316.81                      | 198.301                  | 198.301                   |
| EX-MH-77 | 7,317.91                   | 7,307.80                      | 198.301                  | 198.301                   |
| EX-MH-78 | 7,307.93                   | 7,296.33                      | 198.301                  | 198.301                   |
| EX-MH-79 | 7,304.41                   | 7,292.25                      | 198.301                  | 198.301                   |
| EX-MH-80 | 7,296.67                   | 7,287.39                      | 198.301                  | 198.301                   |
| EX-MH-81 | 7,294.41                   | 7,284.96                      | 198.301                  | 198.301                   |
| EX-MH-82 | 7,285.19                   | 7,277.12                      | 198.301                  | 198.301                   |
| EX-MH-83 | 7,276.24                   | 7,264.26                      | 198.301                  | 198.301                   |
| EX-MH-84 | 7,269.66                   | 7,260.60                      | 198.301                  | 198.301                   |
| EX-MH-85 | 7,259.71                   | 7,249.01                      | 198.301                  | 198.301                   |
| EX-MH-86 | 7,255.69                   | 7,245.87                      | 330.025                  | 330.025                   |
| EX-MH-87 | 7,254.76                   | 7,245.87                      | 330.025                  | 330.025                   |
| EX-MH-88 | 7,252.67                   | 7,245.60                      | 330.025                  | 330.025                   |
| EX-MH-89 | 7,254.44                   | 7,245.35                      | 330.025                  | 330.025                   |
| EX-MH-90 | 7,256.28                   | 7,245.11                      | 330.025                  | 330.025                   |
| EX-MH-91 | 7,258.15                   | 7,244.97                      | 330.025                  | 330.025                   |
| EX-MH-92 | 7,254.31                   | 7,244.80                      | 330.025                  | 330.025                   |

# SMR & MCMWSD Sanitary Sewer Model Results

## Max Day Flow - Existing + SMR

Conduit Table - Time: 0.00 hours

| Label | Start Node | Invert (Start) (ft) | Stop Node | Invert (Stop) (ft) | Length (Scaled) (ft) | Slope (Calculated) (%) | Diameter (in) | Velocity (ft/s) | Flow (gpm) | Capacity (Full Flow) (gpm) | d/D (%) | q/Q (%) |
|-------|------------|---------------------|-----------|--------------------|----------------------|------------------------|---------------|-----------------|------------|----------------------------|---------|---------|
| EX-6  | EX-MH-6    | 7,424.33            | EX-MH-7   | 7,389.64           | 454.4                | 7.63                   | 12.0          | 4.68            | 72.748     | 4,418.262                  | 12.7    | 1.6     |
| EX-7  | EX-MH-7    | 7,389.62            | EX-MH-8   | 7,364.22           | 438.2                | 5.80                   | 12.0          | 4.24            | 72.748     | 3,849.840                  | 13.0    | 1.9     |
| EX-8  | EX-MH-8    | 7,364.13            | EX-MH-9   | 7,360.86           | 400.5                | 0.82                   | 12.0          | 2.14            | 72.748     | 1,444.851                  | 15.9    | 5.0     |
| EX-9  | EX-MH-9    | 7,360.22            | EX-MH-10  | 7,345.66           | 297.4                | 4.90                   | 12.0          | 4.32            | 93.574     | 3,538.018                  | 15.0    | 2.6     |
| EX-10 | EX-MH-10   | 7,345.55            | EX-MH-11  | 7,330.56           | 302.0                | 4.96                   | 12.0          | 4.35            | 94.449     | 3,562.316                  | 15.0    | 2.7     |
| EX-11 | EX-MH-11   | 7,330.52            | EX-MH-12  | 7,324.37           | 191.7                | 3.21                   | 12.0          | 3.75            | 94.449     | 2,863.865                  | 15.6    | 3.3     |
| EX-12 | EX-MH-12   | 7,324.26            | EX-MH-13  | 7,315.98           | 257.3                | 3.22                   | 12.0          | 3.75            | 94.799     | 2,868.628                  | 15.6    | 3.3     |
| EX-13 | EX-MH-13   | 7,315.94            | EX-MH-14  | 7,308.00           | 400.9                | 1.98                   | 12.0          | 3.23            | 101.974    | 2,250.301                  | 17.0    | 4.5     |
| EX-14 | EX-MH-14   | 7,307.92            | EX-MH-15  | 7,302.53           | 183.3                | 2.94                   | 12.0          | 3.71            | 101.974    | 2,741.624                  | 16.4    | 3.7     |
| EX-15 | EX-MH-15   | 7,302.51            | EX-MH-16  | 7,298.07           | 156.7                | 2.83                   | 12.0          | 3.67            | 102.324    | 2,691.819                  | 16.5    | 3.8     |
| EX-16 | EX-MH-16   | 7,297.94            | EX-MH-17  | 7,290.10           | 324.2                | 2.42                   | 12.0          | 3.47            | 102.324    | 2,486.514                  | 16.7    | 4.1     |
| EX-17 | EX-MH-17   | 7,290.05            | EX-MH-18  | 7,281.89           | 341.6                | 2.39                   | 12.0          | 3.45            | 102.324    | 2,471.272                  | 16.7    | 4.1     |
| EX-18 | EX-MH-18   | 7,281.71            | EX-MH-19  | 7,269.65           | 313.5                | 3.85                   | 12.0          | 4.09            | 102.324    | 3,136.283                  | 16.0    | 3.3     |
| EX-19 | EX-MH-19   | 7,268.73            | EX-MH-20  | 7,266.55           | 89.2                 | 2.44                   | 18.0          | 3.55            | 131.024    | 7,371.371                  | 13.3    | 1.8     |
| EX-20 | EX-MH-20   | 7,266.55            | EX-MH-21  | 7,259.09           | 318.2                | 2.34                   | 18.0          | 3.50            | 131.549    | 7,218.392                  | 14.5    | 1.8     |
| EX-21 | EX-MH-21   | 7,259.08            | EX-MH-22  | 7,258.46           | 380.5                | 0.16                   | 24.0          | 1.33            | 131.724    | 4,098.568                  | 10.8    | 3.2     |
| EX-22 | EX-MH-22   | 7,258.37            | EX-MH-23  | 7,257.67           | 382.7                | 0.18                   | 24.0          | 1.38            | 131.724    | 4,342.535                  | 10.6    | 3.0     |
| EX-23 | EX-MH-23   | 7,257.61            | EX-MH-24  | 7,257.13           | 292.8                | 0.16                   | 24.0          | 1.33            | 131.724    | 4,110.594                  | 10.8    | 3.2     |
| EX-24 | EX-MH-24   | 7,256.94            | EX-MH-25  | 7,256.51           | 298.3                | 0.14                   | 24.0          | 1.27            | 131.724    | 3,854.515                  | 11.7    | 3.4     |
| EX-25 | EX-MH-25   | 7,256.47            | EX-MH-26  | 7,256.17           | 219.2                | 0.14                   | 24.0          | 1.25            | 131.724    | 3,755.845                  | 12.3    | 3.5     |
| EX-26 | EX-MH-26   | 7,256.10            | EX-MH-27  | 7,255.90           | 300.5                | 0.07                   | 24.0          | 0.97            | 131.724    | 2,619.162                  | 12.2    | 5.0     |
| EX-27 | EX-MH-27   | 7,255.81            | EX-MH-28  | 7,255.44           | 339.1                | 0.11                   | 24.0          | 1.15            | 131.724    | 3,353.789                  | 12.7    | 3.9     |
| EX-28 | EX-MH-28   | 7,255.41            | EX-MH-29  | 7,255.03           | 336.7                | 0.11                   | 24.0          | 1.17            | 131.724    | 3,411.104                  | 11.3    | 3.9     |
| EX-29 | EX-MH-29   | 7,254.83            | EX-MH-30  | 7,254.58           | 162.2                | 0.15                   | 24.0          | 1.30            | 131.724    | 3,986.430                  | 12.7    | 3.3     |
| EX-30 | EX-MH-30   | 7,254.58            | EX-MH-31  | 7,254.25           | 253.7                | 0.13                   | 24.0          | 1.23            | 131.724    | 3,662.115                  | 13.4    | 3.6     |
| EX-31 | EX-MH-31   | 7,254.27            | EX-MH-32  | 7,254.02           | 180.2                | 0.14                   | 24.0          | 1.26            | 131.724    | 3,781.360                  | 11.0    | 3.5     |
| EX-32 | EX-MH-32   | 7,253.85            | EX-MH-33  | 7,253.43           | 106.5                | 0.39                   | 24.0          | 1.81            | 131.724    | 6,376.658                  | 9.6     | 2.1     |
| EX-33 | EX-MH-33   | 7,253.32            | EX-MH-34  | 7,252.87           | 473.2                | 0.10                   | 24.0          | 1.10            | 131.724    | 3,131.053                  | 11.6    | 4.2     |
| EX-34 | EX-MH-34   | 7,252.78            | EX-MH-35  | 7,252.25           | 251.0                | 0.21                   | 24.0          | 1.45            | 131.724    | 4,665.857                  | 10.4    | 2.8     |
| EX-35 | EX-MH-35   | 7,252.12            | EX-MH-36  | 7,251.69           | 405.8                | 0.11                   | 24.0          | 1.14            | 131.724    | 3,305.006                  | 11.4    | 4.0     |
| EX-36 | EX-MH-36   | 7,251.63            | EX-MH-37  | 7,251.36           | 139.5                | 0.19                   | 24.0          | 1.41            | 131.724    | 4,466.226                  | 10.5    | 2.9     |
| EX-37 | EX-MH-37   | 7,251.25            | EX-MH-38  | 7,250.94           | 252.6                | 0.12                   | 24.0          | 1.20            | 131.724    | 3,556.912                  | 11.6    | 3.7     |
| EX-38 | EX-MH-38   | 7,250.91            | EX-MH-39  | 7,250.57           | 155.4                | 0.22                   | 24.0          | 1.47            | 131.724    | 4,748.435                  | 13.4    | 2.8     |
| EX-39 | EX-MH-39   | 7,250.62            | EX-MH-40  | 7,250.05           | 413.4                | 0.14                   | 24.0          | 1.25            | 131.724    | 3,770.011                  | 15.7    | 3.5     |
| EX-40 | EX-MH-40   | 7,250.03            | EX-MH-41  | 7,250.06           | 149.1                | -0.02                  | 24.0          | 0.09            | 131.724    | 1,440.283                  | 14.4    | 9.1     |
| EX-41 | EX-MH-41   | 7,249.94            | EX-MH-42  | 7,249.67           | 149.6                | 0.18                   | 24.0          | 1.38            | 131.724    | 4,313.441                  | 10.6    | 3.1     |
| EX-42 | EX-MH-42   | 7,249.48            | EX-MH-43  | 7,249.14           | 220.6                | 0.15                   | 24.0          | 1.30            | 131.724    | 3,985.590                  | 10.9    | 3.3     |
| EX-43 | EX-MH-43   | 7,248.99            | EX-MH-44  | 7,248.95           | 165.3                | 0.02                   | 24.0          | 0.68            | 131.724    | 1,579.588                  | 14.0    | 8.3     |
| EX-44 | EX-MH-44   | 7,248.94            | EX-MH-45  | 7,248.50           | 220.0                | 0.20                   | 24.0          | 1.43            | 131.724    | 4,541.108                  | 10.9    | 2.9     |
| EX-45 | EX-MH-45   | 7,248.45            | EX-MH-46  | 7,248.11           | 232.5                | 0.15                   | 24.0          | 1.28            | 131.724    | 3,882.876                  | 12.2    | 3.4     |
| EX-46 | EX-MH-46   | 7,248.07            | EX-MH-47  | 7,247.68           | 387.1                | 0.10                   | 24.0          | 1.12            | 131.724    | 3,222.650                  | 12.0    | 4.1     |
| EX-47 | EX-MH-47   | 7,247.62            | EX-MH-48  | 7,247.27           | 283.6                | 0.12                   | 24.0          | 1.21            | 131.724    | 3,567.049                  | 13.1    | 3.7     |
| EX-48 | EX-MH-48   | 7,247.24            | EX-MH-49  | 7,247.04           | 244.9                | 0.08                   | 24.0          | 1.04            | 131.724    | 2,901.207                  | 11.9    | 4.5     |
| EX-49 | EX-MH-49   | 7,246.92            | EX-MH-50  | 7,246.44           | 345.2                | 0.14                   | 24.0          | 1.26            | 131.724    | 3,786.027                  | 11.0    | 3.5     |
| EX-50 | EX-MH-50   | 7,246.11            | EX-MH-86  | 7,246.10           | 106.8                | 0.01                   | 24.0          | 0.49            | 131.724    | 982.604                    | 20.2    | 13.4    |
| EX-51 | EX-MH-52   | 7,676.39            | EX-MH-53  | 7,666.98           | 197.5                | 4.76                   | 8.0           | 5.48            | 182.376    | 1,183.714                  | 35.5    | 15.4    |
| EX-52 | EX-MH-53   | 7,666.80            | EX-MH-54  | 7,652.99           | 101.7                | 13.57                  | 8.0           | 7.94            | 182.376    | 1,998.165                  | 32.5    | 9.1     |
| EX-53 | EX-MH-54   | 7,652.75            | EX-MH-55  | 7,634.18           | 243.6                | 7.62                   | 8.0           | 6.48            | 182.376    | 1,497.442                  | 34.1    | 12.2    |
| EX-54 | EX-MH-55   | 7,633.53            | EX-MH-56  | 7,602.15           | 250.0                | 12.55                  | 8.0           | 7.73            | 182.551    | 1,921.587                  | 32.7    | 9.5     |
| EX-55 | EX-MH-56   | 7,601.95            | EX-MH-57  | 7,575.81           | 208.2                | 12.55                  | 8.0           | 7.73            | 182.726    | 1,921.427                  | 32.7    | 9.5     |
| EX-56 | EX-MH-57   | 7,575.35            | EX-MH-58  | 7,563.73           | 83.4                 | 13.94                  | 8.0           | 8.03            | 183.251    | 2,024.620                  | 32.5    | 9.1     |
| EX-57 | EX-MH-58   | 7,563.27            | EX-MH-59  | 7,549.98           | 153.0                | 8.69                   | 8.0           | 6.78            | 183.251    | 1,598.442                  | 33.8    | 11.5    |
| EX-58 | EX-MH-59   | 7,549.26            | EX-MH-60  | 7,531.56           | 192.3                | 9.21                   | 8.0           | 6.93            | 183.426    | 1,645.576                  | 33.6    | 11.1    |
| EX-59 | EX-MH-60   | 7,531.29            | EX-MH-61  | 7,511.49           | 282.0                | 7.02                   | 8.0           | 6.29            | 183.776    | 1,437.170                  | 34.5    | 12.8    |
| EX-60 | EX-MH-61   | 7,511.29            | EX-MH-62  | 7,490.19           | 300.7                | 7.02                   | 8.0           | 6.31            | 185.526    | 1,436.510                  | 34.6    | 12.9    |
| EX-61 | EX-MH-62   | 7,489.99            | EX-MH-63  | 7,482.93           | 177.9                | 3.97                   | 8.0           | 5.16            | 185.701    | 1,080.724                  | 36.5    | 17.2    |



# SMR & MCMWSD Sanitary Sewer Model Results

## Max Day Flow - Existing + SMR

Conduit Table - Time: 0.00 hours

| Label | Start Node | Invert (Start) (ft) | Stop Node | Invert (Stop) (ft) | Length (Scaled) (ft) | Slope (Calculated) (%) | Diameter (in) | Velocity (ft/s) | Flow (gpm) | Capacity (Full Flow) (gpm) | d/D (%) | q/Q (%) |
|-------|------------|---------------------|-----------|--------------------|----------------------|------------------------|---------------|-----------------|------------|----------------------------|---------|---------|
| EX-62 | EX-MH-63   | 7,482.73            | EX-MH-64  | 7,477.49           | 131.9                | 3.97                   | 8.0           | 5.16            | 185.876    | 1,080.488                  | 36.5    | 17.2    |
| EX-63 | EX-MH-64   | 7,476.97            | EX-MH-65  | 7,433.51           | 155.8                | 27.89                  | 8.0           | 10.30           | 185.876    | 2,864.254                  | 31.1    | 6.5     |
| EX-64 | EX-MH-65   | 7,432.73            | EX-MH-66  | 7,409.20           | 314.0                | 7.49                   | 8.0           | 6.54            | 193.926    | 1,484.618                  | 35.2    | 13.1    |
| EX-65 | EX-MH-66   | 7,409.00            | EX-MH-67  | 7,405.08           | 265.0                | 1.48                   | 8.0           | 3.66            | 194.101    | 659.577                    | 41.6    | 29.4    |
| EX-66 | EX-MH-67   | 7,404.93            | EX-MH-68  | 7,388.99           | 221.3                | 7.20                   | 8.0           | 6.46            | 194.101    | 1,455.406                  | 35.4    | 13.3    |
| EX-67 | EX-MH-68   | 7,388.62            | EX-MH-69  | 7,374.59           | 287.6                | 4.88                   | 8.0           | 5.62            | 194.451    | 1,197.934                  | 36.7    | 16.2    |
| EX-68 | EX-MH-69   | 7,373.90            | EX-MH-70  | 7,367.55           | 151.9                | 4.18                   | 24.0          | 4.64            | 194.451    | 20,762.074                 | 12.3    | 0.9     |
| EX-69 | EX-MH-70   | 7,367.59            | EX-MH-71  | 7,362.18           | 143.8                | 3.76                   | 24.0          | 4.49            | 198.126    | 19,692.176                 | 9.2     | 1.0     |
| EX-70 | EX-MH-71   | 7,362.06            | EX-MH-72  | 7,352.57           | 295.1                | 3.22                   | 24.0          | 4.25            | 198.126    | 18,207.926                 | 16.9    | 1.1     |
| EX-71 | EX-MH-72   | 7,352.79            | EX-MH-73  | 7,345.66           | 403.1                | 1.77                   | 24.0          | 3.45            | 198.126    | 13,502.816                 | 9.9     | 1.5     |
| EX-72 | EX-MH-73   | 7,345.43            | EX-MH-74  | 7,332.12           | 399.8                | 3.33                   | 24.0          | 4.31            | 198.126    | 18,525.672                 | 9.3     | 1.1     |
| EX-73 | EX-MH-74   | 7,331.97            | EX-MH-75  | 7,326.31           | 407.1                | 1.39                   | 24.0          | 3.18            | 198.126    | 11,972.006                 | 10.2    | 1.7     |
| EX-74 | EX-MH-75   | 7,326.08            | EX-MH-76  | 7,317.02           | 392.5                | 2.31                   | 24.0          | 3.79            | 198.301    | 15,425.524                 | 9.7     | 1.3     |
| EX-75 | EX-MH-76   | 7,316.81            | EX-MH-77  | 7,308.48           | 412.0                | 2.02                   | 24.0          | 3.62            | 198.301    | 14,437.613                 | 9.8     | 1.4     |
| EX-76 | EX-MH-77   | 7,307.80            | EX-MH-78  | 7,296.40           | 378.5                | 3.01                   | 24.0          | 4.16            | 198.301    | 17,621.279                 | 9.4     | 1.1     |
| EX-77 | EX-MH-78   | 7,296.33            | EX-MH-79  | 7,292.35           | 271.3                | 1.47                   | 24.0          | 3.24            | 198.301    | 12,297.138                 | 10.1    | 1.6     |
| EX-78 | EX-MH-79   | 7,292.25            | EX-MH-80  | 7,287.46           | 296.3                | 1.62                   | 24.0          | 3.35            | 198.301    | 12,908.783                 | 10.0    | 1.5     |
| EX-79 | EX-MH-80   | 7,287.39            | EX-MH-81  | 7,284.93           | 164.7                | 1.49                   | 24.0          | 3.26            | 198.301    | 12,406.683                 | 12.1    | 1.6     |
| EX-80 | EX-MH-81   | 7,284.96            | EX-MH-82  | 7,277.44           | 352.2                | 2.14                   | 24.0          | 3.69            | 198.301    | 14,836.461                 | 9.7     | 1.3     |
| EX-81 | EX-MH-82   | 7,277.12            | EX-MH-83  | 7,265.82           | 344.5                | 3.28                   | 24.0          | 4.29            | 198.301    | 18,388.234                 | 9.3     | 1.1     |
| EX-82 | EX-MH-83   | 7,264.26            | EX-MH-84  | 7,260.72           | 116.6                | 3.04                   | 24.0          | 4.17            | 198.301    | 17,691.662                 | 9.4     | 1.1     |
| EX-83 | EX-MH-84   | 7,260.60            | EX-MH-85  | 7,249.10           | 417.2                | 2.76                   | 24.0          | 4.03            | 198.301    | 16,857.139                 | 9.5     | 1.2     |
| EX-84 | EX-MH-85   | 7,249.01            | EX-MH-86  | 7,245.91           | 264.4                | 1.17                   | 24.0          | 2.99            | 198.301    | 10,994.569                 | 20.4    | 1.8     |
| EX-85 | EX-MH-86   | 7,245.87            | EX-MH-87  | 7,245.97           | 217.5                | -0.05                  | 24.0          | 0.23            | 330.025    | 2,177.292                  | 23.1    | 15.2    |
| EX-86 | EX-MH-87   | 7,245.87            | EX-MH-88  | 7,245.61           | 183.0                | 0.14                   | 24.0          | 1.66            | 330.025    | 3,827.429                  | 20.3    | 8.6     |
| EX-87 | EX-MH-88   | 7,245.60            | EX-MH-89  | 7,245.40           | 189.9                | 0.11                   | 24.0          | 1.50            | 330.025    | 3,295.311                  | 20.9    | 10.0    |
| EX-88 | EX-MH-89   | 7,245.35            | EX-MH-90  | 7,245.22           | 187.5                | 0.07                   | 24.0          | 1.29            | 330.025    | 2,673.119                  | 20.6    | 12.3    |
| EX-89 | EX-MH-90   | 7,245.11            | EX-MH-91  | 7,245.00           | 163.7                | 0.07                   | 24.0          | 1.27            | 330.025    | 2,631.898                  | 23.7    | 12.5    |
| EX-90 | EX-MH-91   | 7,244.97            | EX-MH-92  | 7,244.95           | 133.6                | 0.01                   | 24.0          | 0.74            | 330.025    | 1,242.142                  | 19.9    | 26.6    |

## APPENDIX F – MCMWSD CONDITIONAL COMMITMENT LETTER



March 25, 2024

Kyle Collins  
Vice President of Architecture and Planning  
Discovery Land company, LLC  
14605 N. 73rd Steet  
Scottsdale, AZ 85255

RE: Can and Will Serve Raw Water Service

Dear Mr. Collins:

The Upper Yampa Water Conservancy District (“Upper Yampa”) received your request to be provided raw water service to the land use proposal by the Discovery Land Company, LLC (“Developer”) for approximately 6,412 acres and described as the “Stagecoach Development” as a residential, ski area and golf course community.

Upper Yampa owns and operates Stagecoach Reservoir. Stagecoach Reservoir has a present capacity of 36,439 acre feet. Upper Yampa contracts with water users within its service area boundaries for water from the reservoir for the decreed uses. Water may be released directly from the reservoir or pumped from the reservoir and used directly, by exchange, or through a plan for augmentation.

Upper Yampa has the capacity to contract for the release of raw water from Stagecoach Reservoir and can and will serve the Stagecoach Development subject to the following terms and conditions:

1. Developer constructs all infrastructure necessary to deliver water from the reservoir to its intended uses; including but not limited to pipes, pumps, and treatment systems, easements, and rights of way;
2. The Developer and Upper Yampa enter into a water allotment contract for the delivery of water to the Developer Property upon terms acceptable to Upper Yampa;
3. Developer comply with any and all rules and regulations in effect for Upper Yampa including its Water Marketing Policy then in effect; and
4. Developer obtains all local, county, state, federal, and regulatory agency necessary permits and approvals for the Stagecoach Development.

This Can and Will Serve letter is effective for a period of two years from the date of execution.

Sincerely,

Andy Rossi  
General Manager  
Upper Yampa Water Conservancy District  
[arossi@upperyampawater.com](mailto:arossi@upperyampawater.com)

Mailing Address  
P.O. Box 775529  
Steamboat Springs, CO 80477-5529

Location  
2220 Curve Plaza, Suite 201  
Steamboat Springs, CO 80487

Telephone  
(970) 871-1035  
Fax (888) 519-3464

MORRISON CREEK METROPOLITAN WATER & SANITATION DISTRICT

24490 Uncompahgre Road Oak Creek, Colorado 80467

Phone (970) 736-8250 FAX (970) 736-0177

Email: [gdromero@mcwater.org](mailto:gdromero@mcwater.org)

August 27, 2024 -- FINAL

Steamboat Sponsor, LLC  
c/o Discovery Land Company  
14605 N 73<sup>rd</sup> Street  
Scottsdale, AZ 85260


SMV Stagecoach Ski Mountain, LLC  
Stagecoach Mountain Ventures, LLC  
P.O. Box 7130  
Denver, CO 80207

RE: Conditional Commitment Letter for District Central Water & Sewer Service to Stagecoach Mountain Ranch development

Gentlemen:

Steamboat Sponsor, LLC, and SMV Stagecoach Ski Mountain, LLC, are the owners of the real property in Routt County, Colorado, adjacent to the boundary of the Morrison Creek Metropolitan Water and Sanitation District, a Colorado special district (the "District"), as more particularly described on Exhibit "A" attached to this letter, consisting of 3,480 acres, more or less (the "Annexation Lands"). In addition, SMV Stagecoach Ski Mountain, LLC, also owns the real property in Routt County, Colorado, which is described in the ownership declaration and was subjected to the recorded Plat of Stagecoach Mountain Ranch, recorded at Reception No. 844548, Routt County Clerk and Recorder's office, consisting of 3,501.04 acres, more or less (the "Stagecoach Mountain Ranch Platted Lands"). SMV Stagecoach Ski Mountain, LLC, is also the owner of the Ski Base Stagecoach, Plat File 7196, dated 8/8/1972, consisting of 12.44 acres, more or less (the "Ski Base Parcel"). The Annexation Lands plus the Stagecoach Mountain Ranch Platted Lands plus the Ski Base Parcel are hereinafter collectively referred to as the "SMR Project Land." Steamboat Sponsor, LLC, and SMV Stagecoach Ski Mountain, LLC, have contracted to convey the SMR Project Land to Discovery Land Company ("Discovery"), and Discovery has proposed to the District and to Routt County the development of a comprehensive residential, commercial, and recreational resort development within the SMR Project Land (hereinafter referred to as the "SMR Mountain Project.")

Discovery may also acquire ownership from SMV Stagecoach Ski Mountain, LLC, or an affiliated entity, of certain lands lying east of the SMR Project Land and lying south of and abutting the boundary of the UYWCD lands constituting the Stagecoach Reservoir, being

  
CW 62



described as all that property described on Exhibit "A" to the Deed from Brian T. Stahl to Acorn Inn, a California partnership, as recorded on April 1, 2015, at Reception No. 756823, Routt County Clerk and Recorder records, except and excluding Stagecoach Mountain Ranch Platted Lands (the "Golf Course/South Shore SMR Property"). Such Property is proposed by Discovery for development of a Golf Course and Golf Course residential development (the unplatted lands), together with a replatting of certain lands within the South Shore Subdivision lying east of such Golf Course residential development, on the peninsula area of South Shore Subdivision lying west of Little Morrison Cove. Discovery may propose a comprehensive residential, commercial, and recreational resort development within the Golf Course/South Shore SMR Property, but such Property is NOT included in the terms and provisions of this letter, and any conditional commitment of the District to provide water and sanitary sewer services to the Golf Course/South Shore SMR Property shall be only by SEPARATE conditional commitment letter issued by the District (the "Golf Course Commitment Letter").

Steamboat Sponsor, LLC, and SMV Stagecoach Ski Mountain, LLC and Discovery Land Company, or their assignee affiliates, are hereinafter referred to as "you" or "Developer." You or the Developer intend and propose to complete the SMR Mountain Project within the SMR Project Land, and you are requesting central municipal water service and sanitary sewer collection service from the District to all of the subdivided residential lots and commercial lots in the SMR Project Land.

First, the District notes that Steamboat Sponsor, LLC, and SMV Stagecoach Ski Mountain, LLC, filed on or about May 31, 2024, with the District a Petition for Inclusion of the Annexation Lands into the boundary of the District (the "Inclusion Petition"), inasmuch as such Annexation Lands are currently located outside of the boundary of the District. Such Inclusion Petition shall be processed by the District in the manner required by the statutes of Colorado and the District's recently adopted Inclusion Policy, being a comprehensive amendment to the Rules and Regulations of the District. Such process includes requirements for the Board of Directors of the District to hold and conduct a public hearing on the Inclusion Petition, and if the Board approves or conditionally approves the Petition, the requirement for such approval or conditional approval to be made by District Resolution which must then be filed with the District Court in and for Routt County, Colorado, and thereafter such Court shall conduct such proceedings as required by Colorado statutes which may lead to the Order and Decree of such Court including and annexing the Annexation Lands into the boundary of the District. By statute, the decision of the Board of Directors of the District to deny, approve, or approve with conditions the Inclusion Petition is in the sole discretion of the Board and is not subject to judicial review or referendum by the District's electors. Therefore, this letter is wholly conditional upon the ultimate (a) approval and entry of a lawful Resolution and Order approving or conditionally approving the inclusion of the Annexation Lands into the boundary of the District, AND (b) entry of a final and non-appealable Order and Decree of the District Court including the Annexation Lands into the boundary of the District, all by no later than December 31, 2025. If such Board resolution and such final and non-appealable Court order and decree are not completed by December 31, 2025, this Letter and all of its terms shall automatically be terminated and be null and void on and after such date.

Subject to the above annexation contingency, this letter shall serve as the conditional agreement and commitment of the District that it will make available to the SMR Project Land the existing sewage disposal trunklines and wastewater treatment plant and sewage appurtenances and the water wells and treatment facilities and water distribution trunklines and water appurtenances of the District, and shall serve the SMR Project Land with central collection and treatment of raw sewage and central potable water service, but PROVIDED, however, that this commitment is also conditioned upon and subject to each of the following:

(a) As used in the letter, Steamboat Sponsor, LLC, and SMV Stagecoach Ski Mountain, LLC, or Stagecoach Mountain Ventures, LLC, or Discovery Land Company, are hereinafter referred to as "you" or "Developer." The term "Engineer" shall be such person or firm as chosen by the District Manager of the District for consultation.

(b) Construction, maintenance and operation of water and sewer trunk lines, service lines and appurtenances on and to and within the SMR Project Land, and of water tanks, pressure reducing valves, booster pump stations, fireplugs, and other municipal water infrastructure, new water wells and raw water chlorination and treatment facilities, and lift stations, sewage clean outs, manholes, and other wastewater collection infrastructure, and all appurtenances thereto (in all, "Water and Sewer New Infrastructure"), shall be subject to all terms, limitations and provisions of the District's rules and regulations, policies and specifications for construction in effect from time to time.

(c) The Developer shall engage a licensed civil design engineer, at Developer's sole cost, to design appropriate extensions of the District's sewage collection trunklines and water main trunklines to and into and within the SMR Project Land to provide such sewage collection and potable municipal water services to the SMR Mountain Project, and to otherwise design the required Water and Sewer New Infrastructure. Such design layout is subject to modification requirements imposed by the General Manager of the District. Design, review, materials, construction and installation, testing, and completion of such water and sewer trunkline extensions to and within the SMR Project Land with appropriate service line extensions to Lots within the SMR Mountain Project, and the other Water and Sewer New Infrastructure, shall all be installed at the sole cost and expense of the Developer, without reimbursement. The Developer must confer with the District Manager and the District Engineer regarding the lay-out and locations of such Water and Sewer New Infrastructure, and the locations thereof for serving your entire SMR Mountain Project. Such Water and Sewer New Infrastructure shall include such new water tanks, booster pump stations, pressure reducing stations, wells, potable water chlorination and treatment facilities, sewage lift stations, and other new infrastructure and appurtenances as required by the General Manager of the District to provide for the serving of the entire SMR Mountain Project by the District, all of which shall be the sole cost and expense of the Developer.

(d) Prior to construction of any Water and Sewer New Infrastructure on or to or within the SMR Project Land, the Developer shall prepare and submit, at Developer's sole cost two (2) copies of the final plans and specifications for the Water and Sewer New Infrastructure

improvements to the District Manager for written approval. The Manager shall engage an independent Engineer as needed to aid in the review and approval or approval with conditions or disapproval of the plans and specifications for the SMR Mountain Project, and the costs to the District for such Engineer's services to the District shall be reimbursed to the District by the Developer.

(e) Developer shall execute a subdivision improvements agreement with Routt County (or the District if desired by the District in lieu of the County) committing to complete the installation of the required Water and Sewer New Infrastructure to and within the SMR Project Land as described under paragraph (c) above, for availability to all subdivided lots, with appropriate service line lateral connections to the boundaries of all such lots. A copy of any subdivision improvements agreement with Routt County must be submitted to the District Manager for review and approval, whose review shall be limited to Water and Sewer New Infrastructure including water and sewer trunk lines and related appurtenances and service line connections and whose approval shall not be unreasonably withheld. Such improvements agreement will be secured by a Bank letter of credit in a form acceptable to the District Manager and the District's general counsel, in an amount equal to not less than 125% of the estimated cost of completion of such required Water and Sewer New Infrastructure.

(f) Developer will be solely responsible for maintenance, repair and replacement of all Water and Sewer New Infrastructure including trunk line extensions and the service line connections to the curb stop (for water) or sewer clean-out (for sewer), and shall promptly repair or replace defects in material or workmanship which occur or become apparent until final acceptance by written resolution of all or part of such Infrastructure properly adopted by the Board of Directors of the District. Final acceptance may not occur until at least one year has passed after preliminary acceptance, and final acceptance is contingent upon satisfactory performance of such Water and Sewer New Infrastructure facilities installed by Developer to and within the SMR Project Land. The District has no obligation or duty to accept the Water and Sewer New Infrastructure constructed by Developer until they have been completed, and accepted on final inspection, and Developer has performed all requirements of this commitment letter applicable to such part of the Water and Sewer New Infrastructure and related appurtenances and service line connections, subject to the District's Rules and Regulations. For new raw water wells, the Developer shall utilize the conditional well water rights owned by the District, and the District shall own the conditional and absolute water rights for all of its wells.

(g) Prior to preliminary acceptance of the water and sewer trunk line extensions and other Water and Sewer New Infrastructure to and within the SMR Project Land, the Developer shall prepare and furnish to the District Manager, at Developer's sole cost, a complete set of reproducible as-built drawings showing all parts of the Water and Sewer New Infrastructure including three point location of the several parts of same, and showing the surveyed location of the utility easements to be dedicated to the District, and the recording data reference for any other utility easements proposed to be used by the Developer. Such information shall also be provided in appropriate electronic format.

(h) No central water or sewer service shall be supplied, or building permits approved, by the District to any subdivided or re-subdivided lots within the SMR Project Land until and unless the Water and Sewer New Infrastructure including water & sewer system extensions and service line connections and related appurtenances constructed to and within the SMR Project Land passes the preliminary inspection and testing by the Manager of the District, have received written preliminary acceptance by the Board of Directors of the District, the District has received unencumbered utility easements or fee simple ownership in form and content acceptable to the District's general counsel for the location of all trunk lines and appurtenances and other elements of the Water and Sewer New Infrastructure not located within dedicated and accepted Routt County road rights of way, and Developer has paid all fees and costs required in connection with the annexation and inclusion into the District of the Annexation Land and has complied with all terms of any annexation or inclusion agreement entered into between the Developer and the District. Upon completion of the trunk line improvements and other Water and Sewer New Infrastructure to and within the SMR Project Land, the Developer shall advise the District Manager of the availability of the trunk lines and appurtenances and Infrastructure for such testing and inspection, and shall coordinate a mutually convenient time for such inspection to take place. No testing or inspections shall take place between November 15 and the following June 1.

(i) The sewer trunk line extensions and water trunk line extensions and appurtenances to serve the SMR Project Land shall be located within deeded or dedicated public rights of way or within unencumbered utility easements granted of record to the District. The District recommends that such utility easements to the District be dedicated on the plat of the subdivision(s) of the SMR Project Land, using dedication and acceptance wording supplied and approved by the District. The new water tanks, water pump stations, pressure reducing valve stations, wells, raw water treatment facilities, and sewage lift stations, shall be located within fee simple deeded parcels of land conveyed by Developer to the District, free and clear of any encumbrances, by instruments acceptable to the General Manager and general counsel to the District. The Developer shall dedicate on each plat of the SMR Project Land a non-exclusive easement to the District for the benefit of the employees, agents, and contractors of the District for ingress/egress and access on and over all roadways not dedicated to Routt County as public roads, including private and limited-access streets and roads, within the SMR Project, for access of persons, vehicles, and equipment for the purposes of maintenance, operation, repair, construction, improvement, and replacement of District facilities including the Water and Sewer New Infrastructure. Potable water from the District shall not be supplied to or used for irrigation of parks and open space without the prior approval of the District, which shall not unreasonably be withheld. Potable water from the District shall not be supplied to or used for snowmaking on the Stagecoach Mountain ski area.

(j) Service lines to subdivided lots within the SMR Project Land shall be stubbed out at the time of construction of the water and sewer mains to the vicinity of each lot boundary on the side of the roadway where the Lot is located, and at an appropriate location as determined by the District Manager, so that completion of service lines to a constructed residence or commercial facility on such Lot will not require a utility excavation road crossing to access a main line.

SD  
CW  
62



(k) Water and sewer service connection lines within the SMR Project Land shall each serve a single lot only. Service lines shall not be used to serve 2 or more lots and any line that serves 2 or more lots shall be subject to prior approval of the District Manager and shall be deemed to be a trunk line, meeting the specifications set by the District Manager, and situated within public rights-of-way or within an unencumbered utility easement granted of record to the District.

(l) Developer of the SMR Project Land shall convey all of the Water and Sewer New Infrastructure (except for water and sewer service lines) and including water distribution & sewage collection trunk line extensions and appurtenances, including specialty items approved by and to be maintained by the District, to the District, together with a perpetual and unencumbered easement 20 feet wide providing reasonable pedestrian and vehicular access of District employees and contractors to same, except to the extent any part of such water or sewer trunk line extensions and appurtenances and access thereto is located within existing public easements or public rights-of-way or within private utility easements already owned by the District or conveyed to the District by Developer or within fee simple titled parcels owned by or conveyed to the District, all in the form prepared by counsel for the District. If requested by the District, the Developer shall provide to the District appropriate title insurance commitments by a reputable title insurer acceptable to the District's counsel showing that such deeds and conveyances will vest title in such water & sewer system trunk lines and appurtenance easements and fee simple parcels in the District, without lien or encumbrance or title defect, upon recording. Such conveyance shall occur prior to final acceptance of the new trunk lines and appurtenances or other Water and Sewer New Infrastructure by the District.

(m) All cost and expense, including engineering and design, legal, permitting, construction and testing, of the Water and Sewer New Infrastructure systems to and within the SMR Project Land shall be borne and paid for solely by the Developer. The Developer shall reimburse to the District any costs incurred by the District in reviewing Developer's plans and construction, in inspections of the work of Developer, and in completing the transfer of title to the extensions and necessary easements and fee simple parcels, including costs of the District for its Engineer and general counsel in performing such related work, including reviewing the Service Request Letter and the planning submittals to Routt County or other governmental or permitting agencies. The Developer shall reimburse to the District any costs incurred by the District in preparation and finalization of this conditional commitment to serve letter and agreement. The Developer shall use only such contractors as are approved in advance by the Manager of the District, whose approval shall not be unreasonably withheld or delayed but may be conditioned.

(n) This conditional commitment and agreement is subject to breakdown of facilities, accidents, acts of God, emergencies, and governmental intervention and termination of service beyond the control of the District.

(o) Additional water and sewer infrastructure may be required, whether inside or outside of the SMR Project Land, by the District after the Developer prepares and delivers to the District Manager its preliminary water and sewer facilities plans for the entirety of the SMR

Project Land pursuant to subsection (c) above, and again after Developer prepares and delivers to the District its final plans and specifications pursuant to subsection (d) above, and after evaluation of the preliminary and final plans and specifications by the Engineer for the District pursuant to section (d) above. Design and construction of such additional infrastructure shall be at the cost of the Developer and not the District.

(p) The SMR Project Land subject to this Commitment Letter is one of 4 development areas within Stagecoach for which the District has been requested to provide central municipal water and central wastewater collection and treatment services. The four such development areas are described generally as follows:

1. The Tailwaters at Steamboat Project Land; and
2. The Landaulet Project area within Snokomo Estates parcels; and
3. The Golf Course/South Shore SMR Property; and
4. The SMR Project Land.

The Tailwaters at Steamboat Project Land and Landaulet Subdivision area property and the Golf Course/South Shore SMR Property are sometimes hereinbelow collectively referred to as the "New Water Tank Special Areas." All 4 of such development areas listed above are sometimes hereinafter collectively referred to as the "2024 Special Areas."

The District is constrained in its future ability to provide central municipal water and central sewage collection/treatment services to such four development areas by reason of insufficiency of certain water supply infrastructure, and by reason of limitations on the physical capacity and CDPHE permit capacity limitations on the District's newly constructed wastewater treatment plant, all as described below. In addition the District is also constrained in its future ability to provide central sewage collection/treatment to such 4 development areas by its moral obligation to retain a material portion of capacity in its newly constructed wastewater treatment plant facilities to be able to service a considerable portion of the legacy lots, numbering in excess of 1,500 lots, which were created, platted and sold in subdivisions created by the Woodmoor Corporation from 1970 to 1974 (the "Legacy Lots").

Pursuant to a study conducted by a third party for the District in 2023, the District identified the need for an additional water storage tank of at least 500,000 gallons in size, an additional water pressure reducing station and water booster station associated with such new tank, and related plumbing and electric and roadway improvements, estimated to cost in 2023 pricing approximately \$2.5 Million dollars, all such new infrastructure to be located in the NE area of the District close to or within the District's owned parcel containing its current Stagecoach Wells 2 and 2R (herein called the "Major Water Infrastructure Improvements"). Such Major Water Infrastructure Improvements must be planned, sites obtained, designed, governmentally approved and permitted, and the total anticipated costs thereof fully funded by in equitable proportions by the owners/developers of the Tailwaters at Stagecoach Project Land and Landaulet Project land and the Golf Course/South Shore SMR Property prior to the connection to the District's water trunklines and potable water delivery system of lots within each such three

  
aw GR

projects. The design engineer and construction contractors for such Major Water Infrastructure Improvements shall be selected by the District in its sole discretion. The \$2.5 Million estimated cost for such Major Water Infrastructure Improvements shall be adjusted annually in January of each year including 2024 to reflect recognized construction cost index increases and refinement of design and engineering and estimated costs for such Improvements (the “Adjusted \$2.5 Million Cost”), AND will be further adjusted upon completion of construction of such Major Water Infrastructure Improvements to reflect the actual total costs of design, engineering, land acquisition costs, legal and permitting costs, and construction costs to complete construction of the Major Water Infrastructure Improvements (the “Final \$2.5 Million Cost”). The District does not have sufficient financial reserves, or borrowing capacity, to fund the construction of the Major Water Infrastructure Improvements without the advance cash funding of the entire Adjusted \$2.5 Million Cost by the owners/developers of the Tailwaters at Stagecoach Subdivision Project and the Landaulet Subdivision Project and the Golf Course/South Shore SMR Land, and without the supplemental cash funding from such owners/developers of the amount by which the Final \$2.5 Million Cost exceeds the Adjusted \$2.5 Million Cost.

The equitable share of responsibility for payment to the District of the Adjusted \$2.5 Million Cost and any additions thereto within the Final \$2.5 Million Cost of the Major Water Infrastructure Improvements should be based upon the EQRs of residential densities anticipated in the build-out of the residential and commercial densities proposed in the Tailwaters at Stagecoach Project Land and the Landaulet Subdivision Project and the Golf Course/South Shore SMR Land as described in the final development plans and platting for such projects as approved by the Routt County Board of Commissioners. Contributions of tap-on fees, if any, from Legacy Lots should not be taken into account in determining such equitable sharing. On a preliminary basis, such 3 projects currently propose to Routt County the following numbers of EQRs of residential and commercial densities within the 3 projects:

|    | Name of Project                  | Number of EQRs Proposed | Percentage of all EQRs |
|----|----------------------------------|-------------------------|------------------------|
| 1. | Tailwaters at Stagecoach Project | 160 EQRs                | 36%                    |
| 2. | Landaulet Subdivision            | 50 EQRs                 | 11%                    |
| 3. | Golf Course/ South Shore         | <u>233.55 EQRs</u>      | <u>53%</u>             |
|    | TOTAL                            | 443.55                  | 100%                   |


Such Percentages of EQRs for such 3 projects will be finally set and determined by the District and may be adjusted by the District depending upon the densities approved by Routt County during finalization of the development planning process of each such project.

Due to such constraints as above described, the Board of Directors of the District will pursuant to C.R.S. §32-1-1006(3), declare and create, as soon as practicable after the platting of each of the above 3 projects into residential lots by the owners/developers thereof, a “New Water Tank Special Area” consisting of the respective lands included in such platting, each of which shall also be known as a “Special Area.” Each of such Special Areas shall be governed by and entitled to the benefits of all Rules and Regulations and fees, impositions, assessments, service

*Handwritten initials and date:*  
 EQ  
 aw 6/2

charges, tap on fees, as applicable to all other lands within the District, BUT SHALL BE SUBJECT TO THE LIMITATIONS OF THE SEPARATE CONDITIONAL COMMITMENT TO SERVE LETTERS FROM THE DISTRICT FOR SUCH SPECIAL AREAS INCLUDING THE MORATORIUM LIMITATIONS SET FORTH IN SUCH SEPARATE CONDITIONAL COMMITMENT TO SERVE LETTERS AS AMENDED BY ANY FIRST AMENDMENTS TO SUCH LETTERS, and shall be subject to provisions, included in such other Letters as amended, for the District to levy and assess at the time of creation of each such Special Area, against all lots and parcels and the residences and commercial structures thereafter constructed thereon within such Special Area, special "surcharge assessments" in addition to water and sewer tap-on fees and service charges and availability of service charges, and other special charges, as described in the conditional commitment to serve letters issued by the District for such Special Areas.

(q) The District has constructed a new wastewater treatment plant on its property in the South Shore area (the "New Sewer Plant"). It is expected that the CDPHE permit for the New Sewer Plant will contain a limitation of 350,000 gpd of sewage effluent processed through the Plant. Currently, the average daily maximum amount of sewage effluent processed in such sewage treatment plant is 100,000 gpd. However, the District has determined that the maximum sewage effluent from the addition of full build-out of the four 2024 Special Areas, together with a reasonably assumed additional volume of residential construction of Legacy Lots, will exceed the capacity of the New Sewer Plant and exceed the capacity limitations in the permitting for the New Sewer Plant. Therefore, in order to prepare for the eventual necessity of additional and further expansion of the District's wastewater treatment system and New Sewer Plant, the District must impose additional financial surcharge assessment provisions on the four 2024 Special Areas in the creation of such Special Areas, including the SMR Project Land, while at the same time preserving a material portion of the existing capacity of the New Sewer Plant for future residential development on the Legacy Lots. Therefore, there shall also be created for the SMR Project Land, like the creation of the New Water Tank Special Areas as described in paragraph (p) above, a "special area" consisting of the SMR Project Land. Such special area, and the 3 other 2024 Special Areas shall be subject to the obligation and responsibility that, from and after the date that the maximum daily sewage effluent through the New Sewer Plant exceeds 60% of the CDPHE permit capacity for such New Sewer Plant, every connection of a new residence or commercial connection thereafter occurring within the SMR Project Land and the other 3 2024 Special Areas shall require the payment of not only the then-existing Sanitary Sewer Tap-on Fee for such connection but, in addition, a "Surcharge Sanitary Sewer Tap-on Fee" equal to 200% of such then-existing Sanitary Sewer Tap-on Fee rate, i.e., the cost to connect such residence or commercial structure to the District's sanitary sewer system will be TRIPLE the then-existing Sanitary Sewer Tap-on Fee rate applicable to all other areas of the District outside of the 2024 Special Areas. The District will then commit to deposit the 200% addition in each instance into a then newly-created "Future Sewer Plant Expansion Reserve Fund" and will manage and invest such Reserve Fund in a prudent manner. When the amount of funds within such Reserve Fund are equal to or exceed the estimated cost of a further expansion of the New Sewer Plant, AND the District has obtained a new CDPHE permit capacity commitment that is expected to be sufficient to provide for the sanitary sewer treatment in all of the 2024 Special Areas at buildout, then the District intends to terminate prospectively such Surcharge Sanitary Sewer Tap-on Fees within the

Handwritten signature and initials, possibly "aw 62", in the bottom right corner.



2024 Special Areas. IF the maximum daily sewage effluent through the New Sewer Plant exceeds 70% of the CDPHE permit capacity for such New Sewer Plant, and at that time the District has not received a new permit or non-cancelable commitment for a new permit from CDPHE for an expansion of the maximum capacity of the Sewer Plant, then the District Board of Directors may declare a moratorium and suspension of any new connection of a new residence or commercial connection thereafter occurring within the SMR Project Land and the other 3 2024 Special Areas until such new permit or commitment is obtained by the District. As a rough guideline, the District currently estimates that the necessity to commence imposing the Surcharge Sanitary Sewer Tap-On Fees within the 2024 Special Areas will occur when approximately two-thirds of the residential build-out has occurred within all of the 2024 Special Areas collectively.


(r) Provision of service of water and sewage disposal by the Morrison Creek Metropolitan Water & Sanitation District is, of course, subject to all rules and regulations of the District now and hereafter adopted, and is contingent upon prompt payment of all tap fees, availability of service fees and user charges and special area assessments imposed from time to time by the District. At the present time, the District imposes service charges and tap-on fees and availability of service fees, and the District reserves all rights and privileges to alter, increase, decrease, or delete any such charges and fees in the future. The District imposes availability of service fees to residential lots whose boundaries are within 100 feet of water and/or sewer main lines of the District, including such main lines as may be constructed by the Developer for the SMR Project Land. The District reserves all rights and privileges to alter, increase, decrease, or delete any such availability of service fees in the future. Tap-on fees for water and sewer services shall be paid in full prior to the commencement of construction of residential buildings on the SMR Project Land, based upon the building permit application and design information for such residences as delivered to the Manager of the District, and using the District's tap-on fees calculator regulation. Any supplemental tap-on fees shall be due and payable prior to the provision of potable water services to structures within the SMR Mountain Project if the actual building structures as constructed are materially different from the information provided to the Manager prior to construction.

(s) The future raw water supply of the District for potable water delivery purposes may include a surface water treatment plant which would treat Yampa River diversions pursuant to the Water Treatment Plant No. 1 Right or storage water contracted from Stagecoach Reservoir or Yamcolo Reservoir. Hence, it will be necessary for the District to acquire a site south of Stagecoach Reservoir of about 1 to 2 acres, and ancillary easements for access thereto and for installation of underground piping to deliver such raw water to such surface water treatment plant. Therefore, the District and Developer will enter into negotiations in connection with any separate commitment letter to supply the Golf Course/South Shore SMR Land or in setting the terms and conditions for inclusion and annexation of the Annexation Land now outside of the boundary of the District, for the conveyance by Developer of up to 2 acres within the Golf Course/South Shore SMR Land together with right of ingress and egress thereto and together with easements for an underground raw water delivery line to such plant, upon such terms and conditions as may mutually be agreed upon by Developer and the District. The inclusion of such negotiated terms and conditions shall be part of the Resolution of the Board and the Order and Decree of the

District Court in connection with the inclusion of the Annexation Lands into the boundary of the District. The District will not provide potable municipal water service or raw water or water transmission or delivery infrastructure for snow making within the Subject Property.

Please acknowledge your receipt of this letter and agreement to its terms by your signature below. This letter and agreement is not assignable by you or the Developer to a successor owner of the SMR Project Land without the prior written consent of the District Manager, and this letter and agreement will terminate automatically if the trunk line extensions to and within the SMR Project Land as contemplated above are not completed by November 1, 2026. The persons signing below for the Developer warrant and represent that he/she is authorized to sign this letter and agreement on behalf of, and to be binding upon, the owner of the SMR Project Land and the Developer, and in the event such warranty and representation is not true and accurate, this letter is void and of no effect. THIS SMR PROJECT LAND COMMITMENT LETTER SUPERSEDES AND REPLACES ALL PRIOR LETTERS FROM THE DISTRICT TO YOU OR ANY OF YOU WHICH RELATE TO THE SUBJECT PROPERTY, AND SUCH PRIOR LETTERS ARE NULL AND VOID.


Sincerely,



Geovanny Romero  
District Manager

AGREED AND ACKNOWLEDGED:

Steamboat Sponsor, LLC  
c/o Discovery Land Company

By: 

Ed Divita, Authorized Signatory

8/27, 2024  
Date

SMV Stagecoach Ski Mountain, LLC  
Stagecoach Mountain Ventures, LLC

By: 

Chris Wittemeyer, General Manager

Aug. 27, 2024  
Date

cc: Kristy Winser, Alan Goldich Routt County Planning Department  
Board of Directors, MCMWSD  
Thomas R. Sharp, District counsel

EXHIBIT "A"

TOWNSHIP 3 NORTH RANGE 84 WEST OF THE SIXTH PRINCIPAL MERIDIAN:

SECTION 18: LOTS 2, 3, 4, 5, 6, 7, 8, 9, 10, 11, E1/2SW1/4

SECTION 19: LOT 1, E1/2NW1/4

Containing Approximately 600 Acres; AND

TOWNSHIP 3 NORTH RANGE 85 WEST OF THE SIXTH PRINCIPAL MERIDIAN:

SECTION 11: LOTS 3, 6, 7, 8, 9, 10, 11, 12, 13

SECTION 13: LOTS 1, 5, 7, 8, SE1/4, E1/2SW1/4, S1/2NE1/4

SECTION 14: LOTS 1, 2, 7, 8, 9, 10, 14, 15, and LOT 13 EXCEPTING THAT PORTION OF SAID LOT 13 in SECTION 14 CONVEYED IN WARRANTY DEED RECORDED AT RECEPTION NO. 769334 ON JUNE 16, 2016.

SECTION 23: LOTS 1, 2, 3, 6, 7, 8, 9, 10, 11

SECTION 24: ALL

SECTION 25: ALL, EXCEPTING LOTS 3 and 4

SECTION 26: LOTS 3, 4, 10, SE1/2 of Lot 9, and THAT PORTION OF THE NE1/4NE1/4 of SECTION 26 AS CONVEYED BY SPECIAL WARRANTY DEED RECORDED AT RECEPTION NO. 853076 ON MAY 14, 2024.

Containing Approximately 2,880 Acres

COUNTY OF ROUTT, STATE OF COLORADO

References to Dependent Resurveys are:

- The Dependent Resurvey of Township 3 North, Range 84 West, of the 6th Principal Meridian, Colorado accepted by the General Land Office April 3, 1918 and;
- The Dependent Resurvey of Township 3 North, Range 85 West, of the 6th Principal Meridian, Colorado accepted by the General Land Office September 7, 1916;
- Both on file with the Bureau of Land Management, Department of the Interior.

Approximate acreage was calculated using standard Aliquot Part designations (20/40/80/160/320/640) across all lots and parts, and are not field measured or calculated from specific figures on said Dependent Resurveys.

The above legal description prepared by Thomas F Kelly, a Colorado State Professional Land Surveyor #38813 on June 24, 2024.

CW &  
20